

## Wind and Solar Curtailment April 29, 2024

This report is produced daily to provide a detailed accounting of the wind and solar renewable generation that was curtailed and the reasons why<sup>1</sup>. This report should be read in the context of the Renewables Watch report for a more complete understanding of both renewable curtailment and generation<sup>2</sup>.

Wind and solar curtailments are grouped into the following categories:

1. Economic - Local: Market dispatch of generators with economic bids to mitigate local congestion<sup>3</sup>.
2. Economic - System: Market dispatch of generators with economic bids to mitigate system-wide oversupply<sup>4</sup>.
3. SelfSchCut - Local: Market dispatch of self-schedules to mitigate local congestion.
4. SelfSchCut - System: Market dispatch of self-schedules to mitigate system-wide oversupply.
5. ExDispatch - Local: Exceptional dispatch to mitigate local congestion.
6. ExDispatch - System: Exceptional dispatch to mitigate system-wide oversupply.

Note: Amounts smaller than 1 MW are filtered out for simplicity. Such small curtailments are occasionally observed when forecasts are lower than Pmin when market will de-commit the unit and send the 0 MW dispatch.

<sup>1</sup>Only wind and solar resources can be reported in this manner because these resources have a forecast. Curtailment is defined as the difference between actual production and the forecast when actual production is less than the forecast.

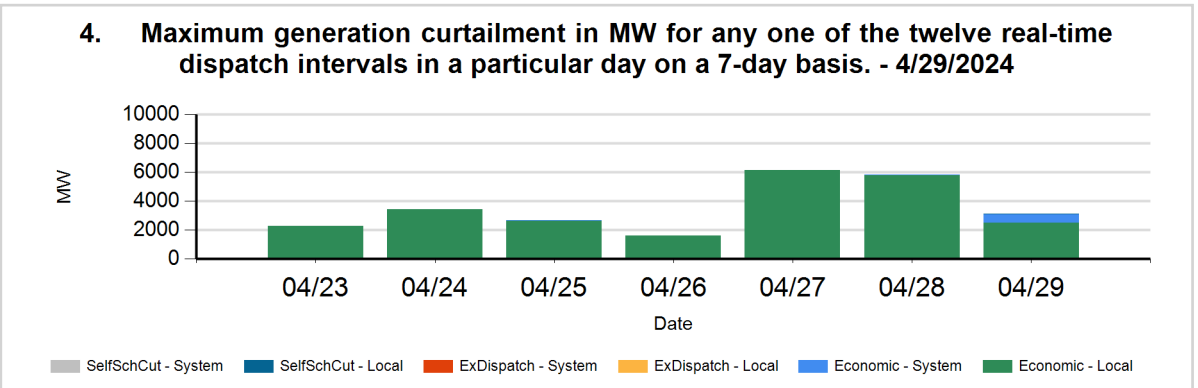
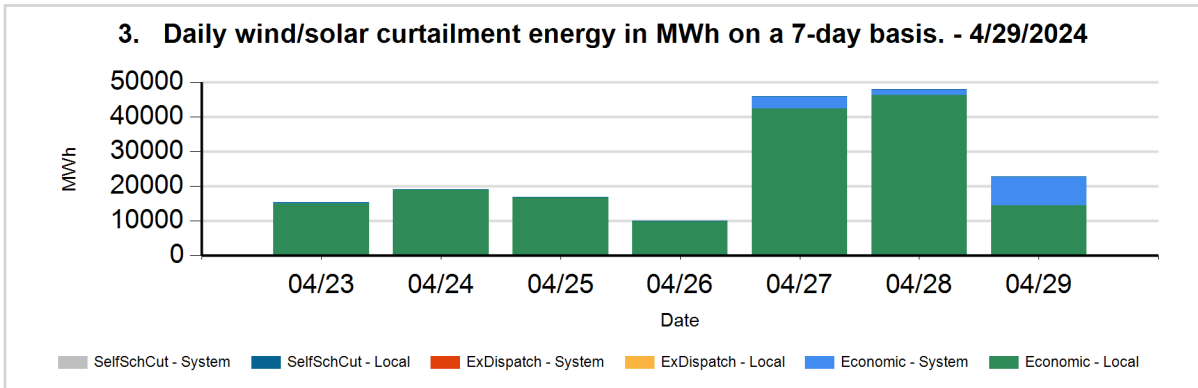
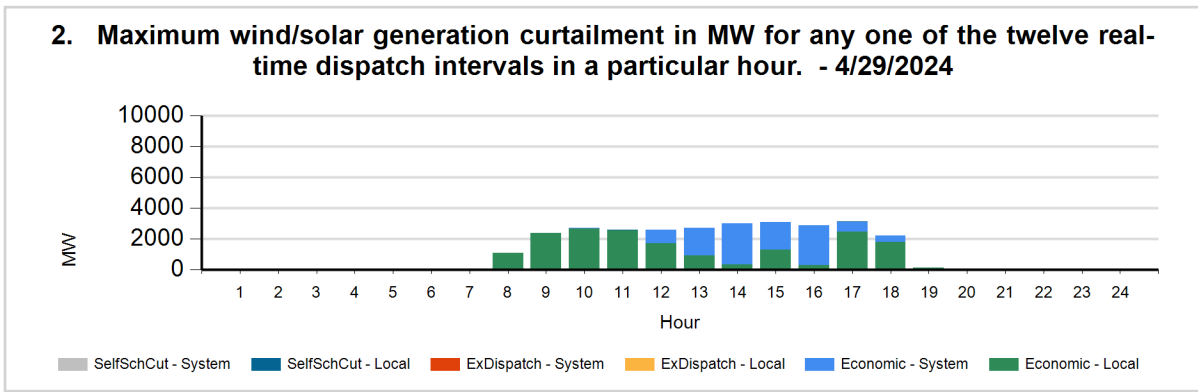
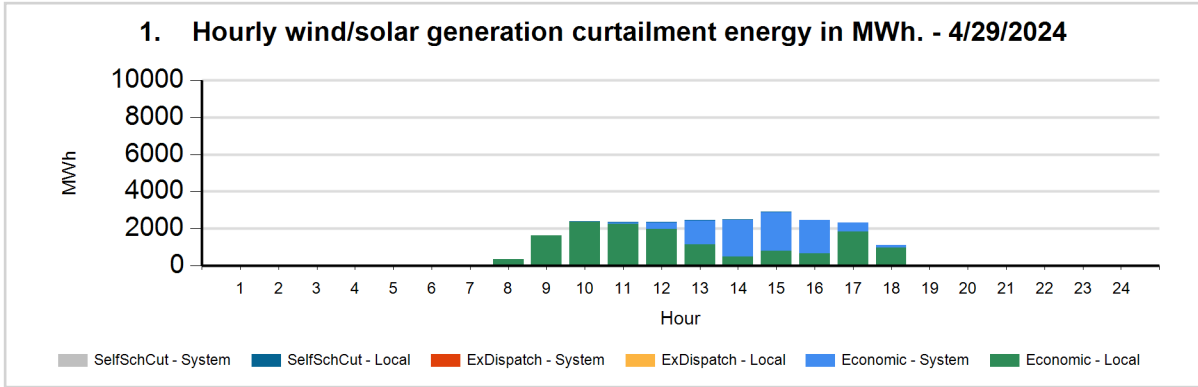
<sup>2</sup>The Renewables Watch report provides daily actual renewable production within the ISO grid. It is available at: <http://www.caiso.com/green/renewableswatch.html>.

<sup>3</sup>Congestion occurs when available, least-cost energy cannot be delivered to some loads because transmission facilities do not have sufficient capacity to deliver the energy.

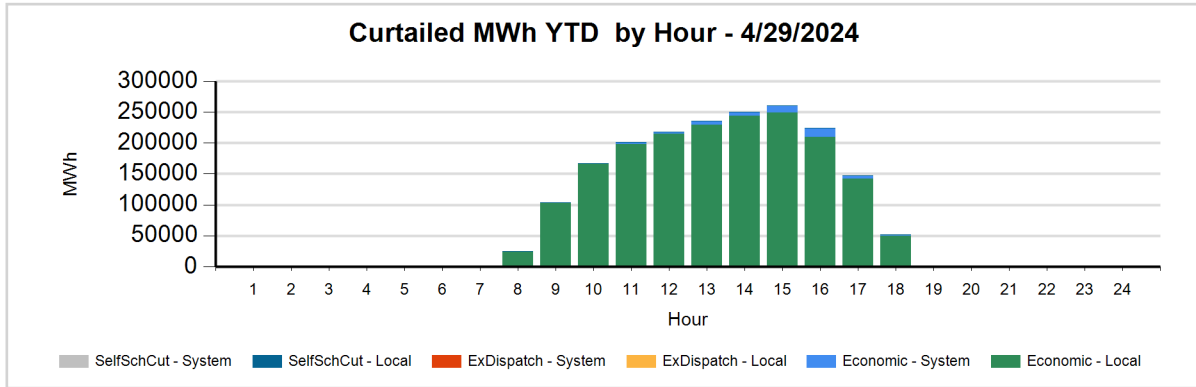
<sup>4</sup>For more information on oversupply conditions, please see:

[https://www.caiso.com/Documents/FlexibleResourcesHelpRenewables\\_FastFacts.pdf](https://www.caiso.com/Documents/FlexibleResourcesHelpRenewables_FastFacts.pdf)

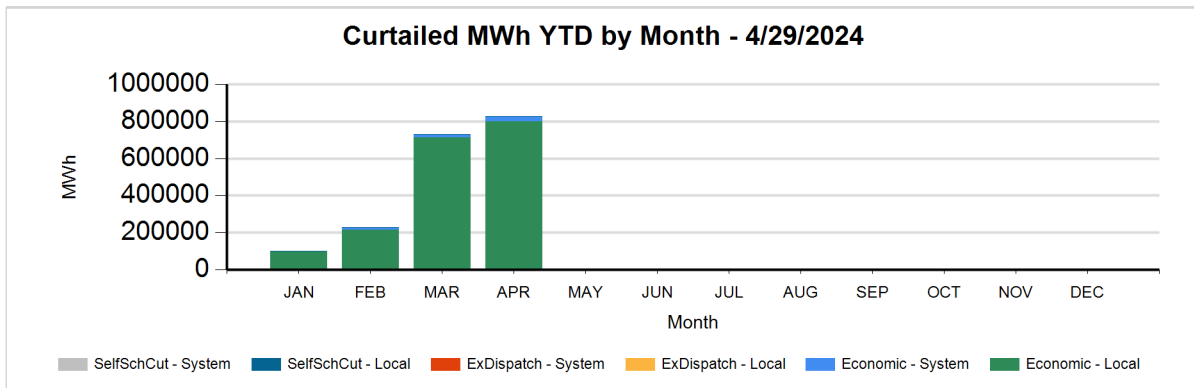
The following charts show the daily and 7-day wind and solar curtailment by category, if any.



The following charts show hourly year to date wind and solar curtailment by category, if any.



The following charts show monthly year to date wind and solar curtailment by category, if any.



TYPE	YTD CURTAILED MWH - 4/29/2024
LocalEconomic	1,831,441
LocalSelfSchCut	1,109
SystemEconomic	53,404
<b>TOTAL</b>	<b>1,885,954</b>

Data used to produce hourly chart

DATE	HOUR	CURT TYPE	REASON	FUEL TYPE	CURTAILED MWH	CURTAILED MW
04/29	8	Economic	Local	SOLR	325	1072
04/29	8	Economic	Local	WIND	4	17
04/29	9	Economic	Local	SOLR	1552	2177
04/29	9	Economic	Local	WIND	73	191
04/29	10	Economic	Local	SOLR	2214	2487
04/29	10	Economic	Local	WIND	159	193
04/29	10	Economic	System	WIND	4	19
04/29	10	SelfSchCut	Local	SOLR	1	
04/29	11	Economic	Local	SOLR	2148	2393
04/29	11	Economic	Local	WIND	111	177
04/29	11	Economic	System	SOLR	90	
04/29	11	Economic	System	WIND	15	16
04/29	11	SelfSchCut	Local	SOLR	2	6
04/29	12	Economic	Local	SOLR	1912	1610
04/29	12	Economic	Local	WIND	60	85
04/29	12	Economic	System	SOLR	355	884
04/29	12	Economic	System	WIND	5	4
04/29	12	SelfSchCut	Local	SOLR	3	
04/29	13	Economic	Local	SOLR	1151	909
04/29	13	Economic	Local	WIND	1	
04/29	13	Economic	System	SOLR	1280	1695
04/29	13	Economic	System	WIND	36	94
04/29	13	SelfSchCut	Local	SOLR	3	
04/29	14	Economic	Local	SOLR	470	312
04/29	14	Economic	Local	WIND	1	
04/29	14	Economic	System	SOLR	1918	2360
04/29	14	Economic	System	WIND	84	311
04/29	14	SelfSchCut	Local	SOLR	1	
04/29	15	Economic	Local	SOLR	728	1003
04/29	15	Economic	Local	WIND	73	268
04/29	15	Economic	System	SOLR	1970	1740

04/29	15	Economic	System	WIND	134	55
04/29	15	SelfSchCut	Local	SOLR	2	
04/29	16	Economic	Local	SOLR	623	279
04/29	16	Economic	Local	WIND	48	
04/29	16	Economic	System	SOLR	1650	2370
04/29	16	Economic	System	WIND	128	208
04/29	16	SelfSchCut	Local	SOLR	0	
04/29	17	Economic	Local	SOLR	1599	2251
04/29	17	Economic	Local	WIND	229	218
04/29	17	Economic	System	SOLR	491	609
04/29	17	Economic	System	WIND	12	22
04/29	17	SelfSchCut	Local	SOLR	0	4
04/29	18	Economic	Local	SOLR	917	1543
04/29	18	Economic	Local	WIND	55	229
04/29	18	Economic	System	SOLR	115	443
04/29	18	Economic	System	WIND	7	11
04/29	19	Economic	Local	SOLR	38	139
04/29	19	Economic	System	SOLR	3	

The information contained in this report is preliminary and subject to change without notice. No inference, decision or conclusion should be made based on the information in this report or any series of these reports. All values are hourly average unless otherwise stated. Questions about this report should be directed to Short-Term Forecasting at [ShortTermForecasting@caiso.com](mailto:ShortTermForecasting@caiso.com).