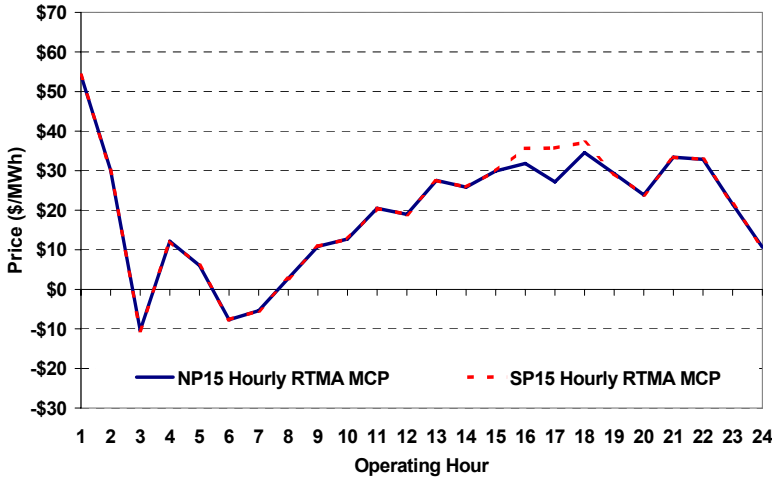
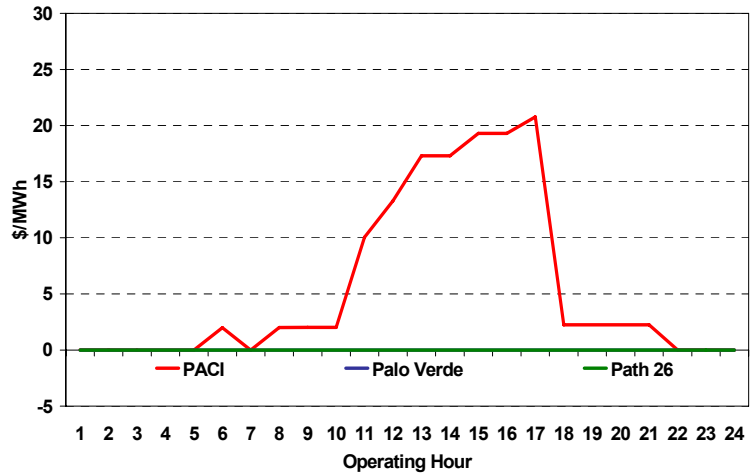


The content of this page is subject to change without notice. Decisions based on information contained herein are the visitor's responsibility.

### Real-Time Hourly Average MCP



### Selected Day Ahead Branch Group Congestion Prices



	NP15				SP15			
	Min	Max	Avg	Δ Avg.	Min	Max	Avg	Δ Avg.
RTMA MCP								
Hours 7-22	\$ (29.95)	\$ 54.60	\$ 22.57	\$ 5.11	\$ (29.95)	\$ 54.60	\$ 23.50	\$ (0.70)
Hours 1-6, 23-24	\$ (29.95)	\$ 390.00	\$ 15.17	\$ 3.62	\$ (29.95)	\$ 390.00	\$ 15.17	\$ 3.62

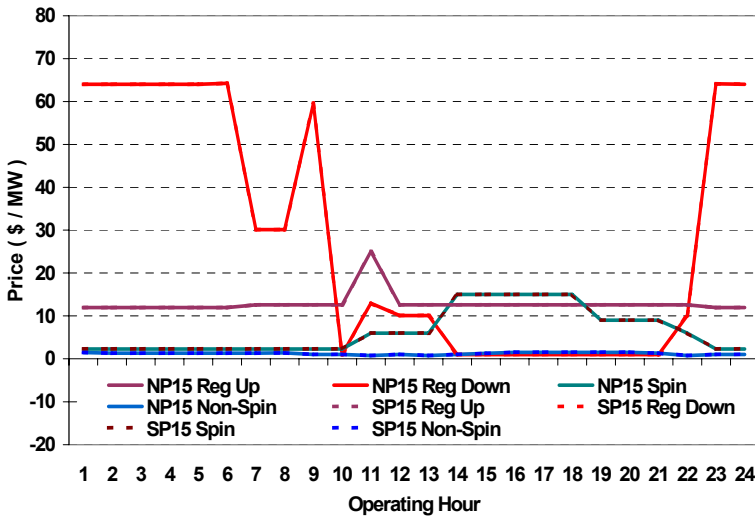
### Day-Ahead Inter-Zonal Congestion Market: 11-Jun, 2006

Branch Group	Congestion Cost		Total	Total Cost Percent
	Import	Export		
PACI	\$ 243,175	\$ -	\$ 243,175	100%

Branch Group	Percentage of Hours Being Congested (%)		Avg. Cong. Price (\$/MWh)	
	Import	Export	Import	Export
PACI	79	0	7	

### Day Ahead A/S Market Clearing Prices



### Intrazonal Congestion: Out-of-Sequence Redispatch Costs

	Inc MWh	Inc Redispatch Costs	Dec MWh	Dec Redispatch Costs
Peak	0	0	0	0
Off-Peak	0	0	0	0
Total	0	\$ -	0	\$ 0

### Loads:

Peak Load	28,836 MW	Average Load	24600 MW
Time of peak	20:44	Δ Peak from Prev. Day	-164 MW

Day Ahead (DA) Market Summary:	Peak				Off-Peak			
	Min	Max	Avg.	Δ Avg.	Min	Max	Avg.	Δ Avg.
Ancillary Services (A/S) Capacity								
Regulation Up Price (\$/MW)	12.60	25.01	13.38	-8.60	11.97	11.97	11.97	-4.06
Regulation Down Price (\$/MW)	1.00	59.58	10.76	-10.92	64.01	64.26	64.06	12.01
Spinning Reserve Price (\$/MW)	2.31	15.00	8.45	2.07	2.31	2.31	2.31	-1.42
Non-Spinning Reserve Price (\$/MW)	0.80	1.53	1.21	-0.10	1.02	1.50	1.27	-0.01
Regulation Up Bid Sufficiency Ratio*	141%	237%	172%	14%	175%	218%	186%	19%
Regulation Down Bid Sufficiency Ratio*	142%	303%	265%	2%	102%	125%	108%	-2%
Spinning Reserve Bid Sufficiency Ratio*	116%	203%	141%	-7%	202%	226%	211%	20%
Non-Spinning Reserve Bid Sufficiency Ratio*	127%	255%	166%	14%	221%	250%	241%	25%
<b>Total Cost of DA A/S (\$)</b>			<b>481,350</b>	<b>-76,664</b>				

\* The Bid Sufficiency Ratio for a given market in a given hour is defined as the sum of capacity offers in MWs divided by the capacity requirement in MWs.