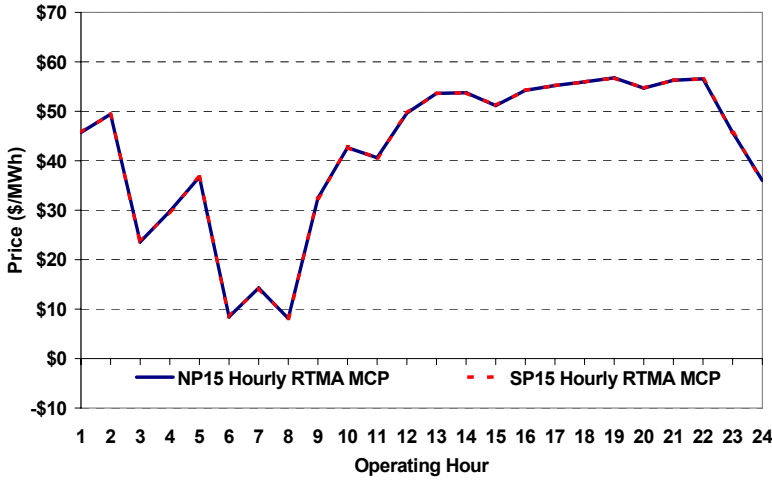
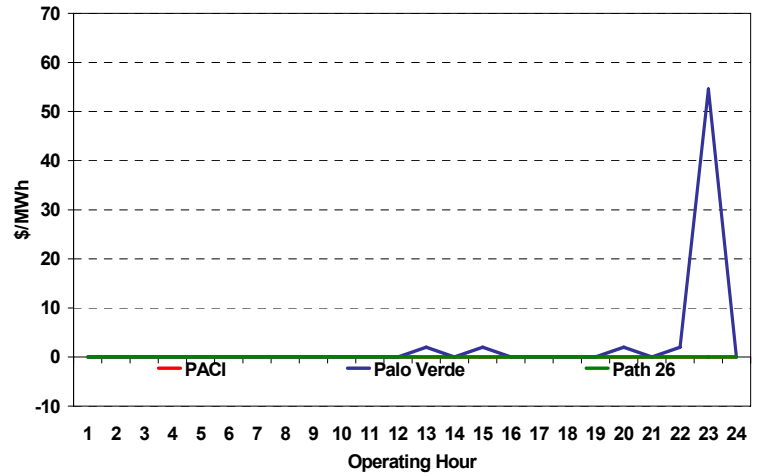


The content of this page is subject to change without notice. Decisions based on information contained herein are the visitor's responsibility.

Real-Time Hourly Average MCP



Selected Day Ahead Branch Group Congestion Prices



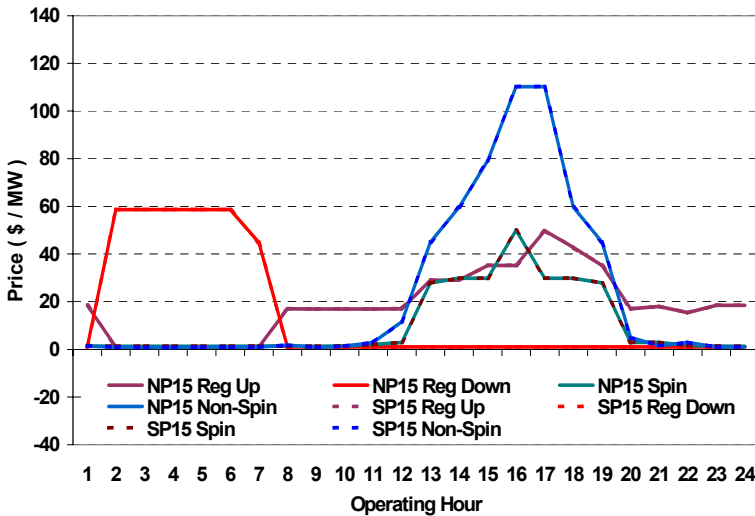
	NP15				SP15			
	Min	Max	Avg	Δ Avg.	Min	Max	Avg	Δ Avg.
RTMA MCP								
Peak	\$ (0.50)	\$ 63.81	\$ 46.45	\$ (9.28)	\$ (0.50)	\$ 63.81	\$ 46.45	\$ (9.28)
Off-Peak	\$ (1.00)	\$ 73.20	\$ 34.05	\$ (23.50)	\$ (1.00)	\$ 73.20	\$ 34.05	\$ (23.50)

Day-Ahead Inter-Zonal Congestion Market: 27-Jun, 2006

Branch Group	Congestion Cost		Total	Total Cost Percent
	Import	Export		
Palo Verde	\$ 114,917	\$ -	\$ 114,917	100%

Branch Group	Percentage of Hours Being Congested (%)		Avg. Cong. Price (\$/MWh)	
	Import	Export	Import	Export
Palo Verde	21	0	13	

Day Ahead A/S Market Clearing Prices



Intrazonal Congestion: Out-of-Sequence Redispatch Costs

	Inc MWh	Inc Redispatch Costs	Dec MWh	Dec Redispatch Costs
Peak	0	0	0	0
Off-Peak	0	0	0	0
Total	0	\$ -	0	\$ -

Loads:

Peak Load	40,433 MW	Average Load	33703 MW
Time of peak	16:51	Δ Peak from Prev. Day	-2,629 MW

Day Ahead (DA) Market Summary:	Peak				Off-Peak			
	Min	Max	Avg.	Δ Avg.	Min	Max	Avg.	Δ Avg.
Ancillary Services (A/S) Capacity								
Regulation Up Price (\$/MW)	1.00	49.80	24.53	2.46	1.00	18.48	7.56	3.01
Regulation Down Price (\$/MW)	1.00	44.88	3.74	-0.23	1.00	58.65	37.03	-6.35
Spinning Reserve Price (\$/MW)	1.30	50.00	15.21	-2.31	1.30	1.40	1.33	0.01
Non-Spinning Reserve Price (\$/MW)	0.80	110.25	33.61	-1.58	0.80	1.39	0.96	0.02
Regulation Up Bid Sufficiency Ratio*	250%	541%	370%	93%	197%	328%	303%	4%
Regulation Down Bid Sufficiency Ratio*	265%	572%	444%	-106%	170%	381%	217%	46%
Spinning Reserve Bid Sufficiency Ratio*	102%	285%	170%	49%	171%	244%	228%	20%
Non-Spinning Reserve Bid Sufficiency Ratio*	128%	325%	193%	63%	178%	290%	263%	40%
Total Cost of DA A/S (\$)			1,264,211	244,448				

* The Bid Sufficiency Ratio for a given market in a given hour is defined as the sum of capacity offers in MWs divided by the capacity requirement in MWs.