





---

## **RIG Acceptance Test (RAT) Procedures**

 <b>California ISO</b> <small>Your Link to Power</small>	Acceptance Test Procedure	Revision Date Revision No.	02/20/2007 1.1
<b>RIG Acceptance Test (RAT) Procedure</b>		Print Date	<del>2/26/2007</del> <del>2/20/2007</del>
		Effective Date	


### REVISION HISTORY

REVISION NO.	DATE	DESCRIPTION
1.0		Initial Release
1.1	02/20/2007	Update Logo and Links

 <b>California ISO</b> <small>Your Link to Power</small>	Acceptance Test Procedure	Revision Date Revision No.	02/20/2007 1.1
<b>RIG Acceptance Test (RAT) Procedure</b>		Print Date	<del>2/26/2007</del> <del>2/20/2007</del>
		Effective Date	

## TABLE OF CONTENTS

<b>Section</b>	<b>Title</b>	<b>Page</b>
----------------	--------------	-------------

 <b>California ISO</b> <small>Your Link to Power</small>	<b>Acceptance Test Procedure</b>	<b>Revision Date</b> <b>Revision No.</b>	<u>2/26/2007</u> <u>2/20/2007</u>  1.1
<b>RIG Acceptance Test (RAT) Procedures</b>		<b>Print Date</b>	<u>2/26/2007</u> <u>2/20/2007</u>
		<b>Effective Date</b>	

# 1. INTRODUCTION

The tests contained in this document are intended to verify that the Remote Intelligent Gateway (RIG) supplied to each Generator Owner meets the requirements of the ISO Monitoring and Communications Requirements Technical Standards. These tests will be performed with the active participation of California Independent System Operator (ISO) personnel. However, the ISO's participation is limited to that of a facilitator and, as such, the ISO shall only be responsible for costs it may incur as a result of its participation in the process described herein.


The ISO expressly reserves the right to modify, or withdraw from, the process initiated and described herein. Additional requirements may be added or deleted by the ISO in its sole discretion at any time before, during or after the process. No rights shall be vested in any party, individual or entity by virtue of its preparation to participation in, or participation in, such process. The ISO shall be granted access rights as necessary to permit observation of the process. Successful completion of the process shall not in any way be deemed to affect any requirement of the ISO Tariff, including without limitation metering, certification and scheduling requirements. Validation of a RIG Unit by the ISO shall not exempt any affected person from participation in the process described herein. Participants are advised that this is an ISO document and hence ISO ADR Procedures apply to any dispute arising hereunder in accordance with Article 13 of the ISO Tariff.

This document is divided into two sections: the main document and Attachment A. The main document provides the methodology and procedures for RIG/Generation acceptance testing. Attachment A provides information regarding RIG/Generation Acceptance Test (RGAT) Security Subsystem.

## 1.1 METHODOLOGY

In order to run a successful test it is necessary to establish the methods and general procedures that will be followed throughout the test. It is important that these rules and procedures be agreed to, and followed, by all parties during the test. In those cases where either methods or procedures are bypassed or changed, all parties shall acknowledge the change, reach a mutually agreeable resolution, and document said changes. This resolution may involve mutually agreed to changes being made to the test procedure or resumption of the previously agreed to methods and procedures. Any additional detailed testing required to further authenticate functionality and specifications of deliverables will be conducted with the owner and ISO personnel in a Site Acceptance Test conducted at Folsom.

The owner and the ISO will each appoint a Test Representative that is solely responsible for representing their respective companies during testing. The mutual agreement of these Test Representatives is necessary for approving the tests, any departure from the procedure, and any documentation of errors or omissions. The individuals from the ISO and owner conducting each

 <b>California ISO</b> <small>Your Link to Power</small>	<b>Acceptance Test Procedure</b>	<b>Revision Date</b>	<u>2/26/2007</u>
		<b>Revision No.</b>	<u>2/20/2007</u> 1.1
<b>RIG Acceptance Test (RAT) Procedures</b>		<b>Print Date</b>	<u>2/26/2007</u> <u>2/20/2007</u>
		<b>Effective Date</b>	

series of tests will sign off on each test procedure before submitting the results to the Test Supervisors from both companies.

The ISO Test Supervisor may add or delete items from the test, redirect the test, skip sections, or review sections at any time during the test provided such changes are consistent with the scope of the project.

The tests are designed to run in the sequence given in this document except where noted. Proper sequencing of tests is necessary because of set up procedures that may have occurred in previous tests. However, it is recognized that circumstances often require that the sequence be interrupted. Such an interruption or rescheduling requires both Test Supervisors to agree, the impact of the sequence interruption be recognized, and said interruption or rescheduling be documented.

Successful testing involves the active participation and understanding of test procedures by both parties. The tests will typically be executed in the order specified. This will provide the ISO with the opportunity to observe and question test results. Test completion will be documented in the Engineering Package.

## **1.2 OUTSTANDING INSTALLATION ISSUES**

There may be cases where test results are not satisfactory. All unsatisfactory results are to be summarized in this document at the end of each section and recorded on the RIG Installation Checklist. The RIG Installation Checklist will also be used to document any outstanding issues arising from the tests. If appropriate, the test may be postponed pending resolution of an unsatisfactory result.

## **1.3 LOGISTICS**


The test period will begin with an orientation of all personnel involved in the testing. The purpose of this orientation is to review testing procedures and to set forth what is to be accomplished by the end of the test period. The test period will conclude with a review meeting. In the case where unsatisfactory test results are obtained, this meeting will be used to determine the proper course of action to obtain satisfactory results.

## **1.4 UNAVAILABILITY AND EXCEPTIONS**

All items or features that are a part of this system, but for one reason or another are not available at the time of the tests must be documented in this document at the appropriate section.

## **1.5 DEFINITIONS**

Unless the context otherwise indicates, any word or expression defined in the Master Definitions Supplement, Appendix A to the ISO Tariff, and capitalized herein has the same meaning where used in these principles. In addition, the following words and expressions used in these principles with initial capitalization have the meanings set forth below:

 <b>California ISO</b> <small>Your Link to Power</small>	<b>Acceptance Test Procedure</b>	<b>Revision Date</b>	<del>2/26/2007</del> <del>2/20/2007</del>
		<b>Revision No.</b>	1.1
<b>RIG Acceptance Test (RAT) Procedures</b>		<b>Print Date</b>	<del>2/26/2007</del> <del>2/20/2007</del>
		<b>Effective Date</b>	

Automatic Generation Control (AGC): Generation equipment that automatically responds to signals from the ISO's EMS control in real time to control the power output of electric generators within a prescribed area in response to a change in system frequency, tieline loading, or the relation of these to each other, so as to maintain the target system frequency and/or the established interchange with other areas within the predetermined limits.

Certificate: In cryptographic terms, an electronic document verifying a person or object's identity.

Certificate Revocation List (CRL): A list of certificates that have been revoked before their expiration date, which explicitly denounces trust for that person or object's communications.

Certifying Authority (CA): An entity that issues certificates to validate a person or object's identity.

Distributed Control System (DCS): A microprocessor-based system used for data acquisition and control of plant processes. These control systems are "distributed" in that the controllers may be physically located near the process they are controlling. DCS's usually include some kind of Man Machine Interface (MMI) device used to allow a plant operator to view the status of the process and take corrective action when necessary.

Distributed Network Protocol, (DNP 3.0) Version 3.0, a data processing application that runs on master and remote devices and is used for data exchange. (see [www.dnp.org](http://www.dnp.org) for more information on this protocol)


Energy Communications Network (ECN): The overall ISO digital network architecture comprised of multiple subnet, wide area, and local network segments

EMS Telemetry: A process for measuring a quantity (amps, volts, MW, etc.) and transmitting the result via a communication system (radio, microwave, etc.) to a remote location for indication or recording.

Field Remote Intelligent Gateway (RIG): A device functionally defined by the ISO to directly telemeter secure operational data from a Generator's Generating Units to the ISO EMS. Field RIGs are used as the means for providing direct control of Generating Units by the ISO and are a prerequisite for participation in the ISO Regulation market.

ISO Supervisory Control and Data Acquisition Intelligent Open Controller (SCADA IOC): An Internet enabled host that will receive Operational Data from the various Generation data reporting devices. The ISO SCADA IOC will be capable of retrieving Operational Data with DNP SCADA protocol and will be secured using X.509v3 Digital Certificates and Secure Socket Layer (SSL) for authentication and encryption.

Metering and Data Acquisition Systems (MDAS): An ISO system that collects information on the generation and consumption of electricity between suppliers and customers for use in settlements. MDAS communicates via TCP/IP to meters over the Energy Communications Network (ECN/WENET).

 <b>California ISO</b> <small>Your Link to Power</small>	Acceptance Test Procedure	Revision Date Revision No.	<del>2/26/2007</del> <del>2/20/2007</del> 1.1
<b>RIG Acceptance Test (RAT) Procedures</b>		Print Date	<del>2/26/2007</del> <del>2/20/2007</del>
		Effective Date	

Operational Data: Data (such as, but not limited to kV, MW, MVar, MWh, MVarh, status) collected at defined periods by ISO EMS Telemetry that is immediately available for ISO system operator's use in determining system conditions.

PLC .....

Public-Key Cryptography Standards (PKCS): A series of cryptographic standards, published by RSA Laboratories, that define the syntax for implementing public key handling.

Public Key Infrastructure – (PKI): PKIs are designed to establish secure domains and trusted relationships necessary for conducting secure electronic business. PKI involves the various processes that deal with the creation, distribution, authentication, and storage of keys and certificates.


Scan Rate: Predefined rate for receiving or sending data.

System Monitoring and Support Center (SMSC): A group established at the ISO that monitors alarms generated by critical systems integral to the operation of the ISO and the reliability of the grid. This group monitors alarms related to the RIGs 24 hours/day and seven days/week.

Secure Socket Layer (SSL): A security protocol that uses symmetrical and public key cryptography to secure communication over the Internet.

Transmission Control Protocol / Internet Protocol (TCP / IP): IP is used at the network layer of the Objective Systems Integrators (OSI) stack for routing packets. TCP is used at the transport layer of the OSI stack and works with IP for packet routing.

X.509v3: Digital certificate public key format defined by the International Telecommunications Unit (ITU) X.509 Standard

 <b>California ISO</b> <small>Your Link to Power</small>	<b>Acceptance Test Procedure</b>	<b>Revision Date</b>	<del>2/26/2007</del> <del>2/20/2007</del>
		<b>Revision No.</b>	1.1
<b>RIG Acceptance Test (RAT) Procedures</b>		<b>Print Date</b>	<del>2/26/2007</del> <del>2/20/2007</del>
		<b>Effective Date</b>	

## 1.6. PREREQUISITES FOR ACCEPTANCE TESTING

Generator Owners will accomplish the following prerequisites prior to the start of Generation Acceptance Testing:

### 1.6.1 System Description

Generator owners will provide the ISO with a System Description of the overall architecture including the input devices (meter, PLC, DCS). This should include any calculations used within these devices to determine the output value (i.e. Net values, Point of Delivery MW, compensated analog values, etc.).

Complete

Comments or Outstanding Items: \_\_\_\_\_

### 1.6.2 Single Line Block Diagrams

Generator owners will provide the ISO with Single Line Block Diagrams showing functional and specific details. This diagram (see the example attached with the spreadsheet example) shows the RIG connecting to the input device(s) and initiating device(s) (such as meters, PLC, DCS, etc.). It is important to note that all devices between the meter(s) or transducers and the RIG must be documented on the block diagram. The diagram should also identify protocols used, master/slave arrangements, baud rates, circuit numbers, etc, to allow for proper troubleshooting and to facilitate discussions.

Complete


Comments or Outstanding Items: \_\_\_\_\_

### 1.6.3 Spreadsheet

Each participant will fill out the point list spread sheet documenting the following (refer to the example spreadsheet located on the ISO web site:

<http://www.caiso.com/docs/2000/01/14/2000011411330429063.pdf>

1. Descriptor for each point
2. Analogs - Engineering Units (i.e. MW, MVAR, KV, etc)
3. Analogs – Min/Max Engineering Unit scale (i.e. 0 to 50 MW, -5 to 5 MVAR, etc.)
4. Digitals – “0” and “1” status values. Refer to the Example Spreadsheet.

 <b>California ISO</b> <small>Your Link to Power</small>	<b>Acceptance Test Procedure</b>	Revision Date Revision No.	<u>2/26/2007</u> <del>2/20/2007</del> 1.1
		<b>RIG Acceptance Test (RAT) Procedures</b>	Print Date Effective Date

Each submitted spreadsheet must be reviewed and approved by the ISO prior to the start of RIG/Generation Acceptance Testing:

Complete

Comments or Outstanding Items: \_\_\_\_\_

**1.6.4 RIG Pre-Checkout**

Generator Owners will have performed all necessary pre-checkout tests of the RIG to assure functional field systems prior to the start of the testing with the ISO. This pre-checkout will include but will not be limited to the following:

1. Power-up and diagnostic checks of the RIG device.
2. Verification of the correct configuration, mapping and scaling of each point in the RIG database.
3. Verification of the correct protocol communication with other devices (i.e. meters, transducers, DCS's, PLC's, etc.). This must include a point-to-point check with each device connected with the RIG prior to the beginning of testing with the ISO.

Complete


Comments or Outstanding Items: \_\_\_\_\_

**1.7. SYSTEM TEST CONFIGURATION AND SYSTEM INSPECTION**

This section is intended to verify that the system is assembled and ready for test. It is also intended to familiarize the test personnel with the various system components, the overall system configuration, and how the various components are interconnected. The ISO Test Representative will verify that configuration complies with the block diagram.

Complete

Comments or Outstanding Items: \_\_\_\_\_

 <b>California ISO</b> <small>Your Link to Power</small>	<b>Acceptance Test Procedure</b>	<b>Revision Date</b> <u>2/26/2007</u>
		<b>Revision No.</b> <u>2/20/2007</u> 1.1
<b>RIG Acceptance Test (RAT) Procedures</b>		<b>Print Date</b> <u>2/26/2007</u> <u>2/20/2007</u>
		<b>Effective Date</b>

## 1.8. TEST OVERVIEW


After the RIG has been connected and powered up, secure connectivity with the ISO interface shall be verified. Note the establishment of secure communications, as required, on the RIG Installation Checklist. Once communication has been verified, the test of inputs and outputs (I/O) will commence. A point-to-point check validating the correct scaling of the signal from the meter side through each device to the EMS display at the ISO will be conducted. All analog inputs will be verified using a three-point check (0, mid-scale, and full scale). The data will be validated, as scaled correctly through each input device, as appropriate. All data will be verified for appropriate encryption.

### 1.8.1 Generator Owner Responsibility

Generator Owners of existing facilities and/or units in commercial operation must schedule an outage with the ISO Outage Coordination no later than 72 hours prior to performing the data points check. Testing will be conducted on the online system and all related entities must be aware of the scheduled testing.

The Generator Owner is solely responsible for supplying the means to drive the appropriate signals through to the RIG that reflect 0%, 50% and 100% analog values to the ISO EMS System and an appropriate means to validate digital points. At the ISO's discretion, a field engineer may audit this test.

**Section Complete**      **Owner** \_\_\_\_\_      **Date** \_\_\_\_\_  
                                         **ISO** \_\_\_\_\_      **Date** \_\_\_\_\_

 <b>California ISO</b> <small>Your Link to Power</small>	Acceptance Test Procedure	Revision Date Revision No.	<u>2/26/2007</u> <u>2/20/2007</u> 1.1
		<b>RIG Acceptance Test (RAT) Procedures</b>	Print Date Effective Date

## 2. TEST PROCEDURE

### 2.1. INITIAL TESTS

The following initial tests will be conducted prior to testing accuracy of I/O values and calculations:

#### 2.1.1 Establish Secure Communication

Refer to Appendix A of this document for the procedures for establishing secure communication with the ISO.

Complete

Comments or Outstanding Items: \_\_\_\_\_

\_\_\_\_\_

#### 2.1.2 Confirm RIG Visibility to EMS

Complete

Comments or Outstanding Items: \_\_\_\_\_

\_\_\_\_\_

### 2.2 PERFORM DATA CHECK ON ALL I/O VALUES

#### 2.2.1 Analog Values


Manually input an analog value. Verify that the correct value is displayed at the workstations and the EMS displays. All analog inputs will be verified using a three-point check (0, mid-scale, and full scale). Request a 1% change in the analog value. Note that the change is seen at the EMS correctly.

Complete

Comments or Outstanding Items: \_\_\_\_\_

\_\_\_\_\_

\_\_\_\_\_

 <b>California ISO</b> <small>Your Link to Power</small>	<b>Acceptance Test Procedure</b>	Revision Date Revision No.	<u>2/26/2007</u> <u>2/20/2007</u> 1.1
		<b>RIG Acceptance Test (RAT) Procedures</b>	Print Date Effective Date

### 2.2.2 Digital Values

Toggle each digital value. Verify that the correct value is displayed at the workstations and the EMS displays. Verify each correct state of the digital point.

Complete

Comments or Outstanding Items: \_\_\_\_\_  
\_\_\_\_\_  
\_\_\_\_\_

### 2.2.3 Calculations

Any points that are identified in the generator's database as utilizing a calculation need to be demonstrated as to correct inputs and result. Logic results supplied to the EMS must be verified (i.e. data quality, UCON, etc).

Complete

Comments or Outstanding Items: \_\_\_\_\_  
\_\_\_\_\_

## 2.3 PERFORM ALARM AND DATA FLAGGING CHECK ON EACH POINT OF CONNECTIVITY

Test data quality alarms by disconnecting communication lines starting from the device connected to the RIG, then between the RIG and the Master Interface. Using the block diagram as a reference, disconnect and reconnect each communication line individually from the RIG. Each one should alarm appropriately - note the alarms generated. Reconnect each line and note system restoration. Note any exceptions.

Complete


Comments or Outstanding Items: \_\_\_\_\_  
\_\_\_\_\_

## 2.4 TIMING CHECK

Perform a timing check by initiating an analog step change at the source measurement device (i.e. transducer) and verify the ISO SCADA display reflects the change within four seconds (refer to the Monitoring And Communications Requirements For Non-AGC Units Providing Ancillary Services).

Complete

Comments or Outstanding Items: \_\_\_\_\_

 <b>California ISO</b> <small>Your Link to Power</small>	<b>Acceptance Test Procedure</b>	<b>Revision Date</b> <u>2/26/2007</u>
		<b>Revision No.</b> <u>2/20/2007</u> 1.1
<b>RIG Acceptance Test (RAT) Procedures</b>		<b>Print Date</b> <u>2/26/2007</u> <u>2/20/2007</u>
		<b>Effective Date</b>

## 2.5 CONNECTIVITY VALIDATION

After the acceptance testing to verify the correct values and performance, the RIG will remain connected to the ISO for 5 contiguous days to ensure connectivity stability. During that time, any failure to maintain the transmission of data will be analyzed and may require resolution before testing is complete.

Complete

Comments or Outstanding Items: \_\_\_\_\_


**Note:** Once a site has completed Acceptance Testing and Validation, they may apply for A/S Certification Testing. Owners should refer to G-213 and the attachments to the procedure at: <http://www.caiso.com/thegrid/operations/gcp/index.html> for A/S certification information.

## 2.6 ANCILLARY SERVICE CERTIFICATION

Units that are new to the ISO Ancillary Services markets will require certification as soon as validation testing is complete. The Generator is responsible for scheduling this certification with the ISO Client Relations group.

**Section Complete**      **Owner** \_\_\_\_\_      **Date** \_\_\_\_\_

**ISO** \_\_\_\_\_      **Date** \_\_\_\_\_

 <b>California ISO</b> <small>Your Link to Power</small>	Acceptance Test Procedure	Revision Date Revision No.	<del>2/26/2007</del> <del>2/20/2007</del> 1.1
		<b>RIG Acceptance Test (RAT) Procedures</b>	Print Date Effective Date

## APPENDIX 1 - SECURITY SUBSYSTEM

### 1, PURPOSE

The purpose of this document is to define the Acceptance Test plan for the security subsystem of the Generation Program.

The test cases described in this document are a subset to the tests that were completed during the Vendor Validation procedures.

### 2. GENERATOR SECURITY TEST


#### 2.1 CERTIFICATE RENEWAL

It is important for each site to fully understand the role that certificates play within the RIG, and their options for managing them. Below is a brief outline of the process:

Upon receipt of a certificate request, the ISO will provide each RIG with an end user certificate. This certificate must then be installed into the RIG device so that the RIG can achieve authentication to the ISO EMS so that the exchange of data can occur. **It is the responsibility of the owner to either generate the certificate request independently, or coordinate certificate functions from a Service Provider, based on CA ISO's requirements set in the RIG Technical Specification document. It is also the responsibility of the owner to either generate the necessary key files and install the certificate into the RIG independently, or coordinate the key generation and installation of the certificate into the RIG with the intended Service Provider.**

End user certificates have a validity period of one year and without a valid certificate, the RIG is not able to communicate with the ISO. While CA ISO does track all certificates, **it is the responsibility of the plant to track their assigned certificate's validity period, and ensure that they have a means by which to generate a key pair, certificate request and install a new certificate into the RIG prior to the current certificate's expiration.**

There are several ways that certificate requests can be generated and installed into the RIG. Some RIGs have the ability to create key pair files and generate certificate requests. Others may need to have the request generated by the vendor. The Generator Owner should check with their RIG Vendor and or RIG Owners Manuals to determine the process for generating new certificate requests, and how this process will be handled. This will allow the Generator Owner to determine how to accomplish the yearly key generation, certificate request and certificate installation procedures: either independently or from a Service Provider. In either case, the certificate must be installed into the RIG at the site.

 <b>California ISO</b> <small>Your Link to Power</small>	<b>Acceptance Test Procedure</b>	Revision Date Revision No.	<u>2/26/2007</u> <del>2/20/2007</del> 1.1
		<b>RIG Acceptance Test (RAT) Procedures</b>	Print Date Effective Date

**Identifying who will be handling the process for key/certificate generation and certificate installation must be documented prior to completing this procedure.** This will determine the correct execution of the procedures below by identifying who CA ISO will be primarily working with for the Security Testing section.

Based on ownership of the certificate generation / installation, this test will demonstrate that either an operator (at the site) or the RIG vendor can create a new key pair file in which to generate a certificate request., and that the certificate received from the ISO can be installed into the RIG on site.

The Generator Owner whose RIG is being tested has chosen to :

- Independently perform the RIG device’s key generation, certificate request generation and certificate installation.
- Utilize a specific Service Provider to generate the RIG device’s keys and certificate request for the RIG unit, and if chosen, install the certificate. (**NOTE:** Certificate installation **MUST** be performed at the site)

**Key/Certificate Request Generation will be handled by:**

---

**Certificate Installation into the RIG will be handled by:**


---

**Procedure:**

1. A certificate request will be generated (from a new key pair) and submitted to the CAISO for signing. If this is a service provided by the RIG Vendor, then the vendor should generate the keys/request and send the request to the CAISO for signing.
2. CAISO will use the certificate request to issue/re-issue a signed certificate.
3. The certificate will be returned to the owner or the vendor for installation into the RIG.
4. **Note: In any event, the certificate must be installed in the RIG while the device is on site (at the plant). Verify secure communication to the ISO.**

**Acceptance:**

The RIG is able to continue secure communication to the ISO once the new certificate, based on a new key pair, is installed.

 <b>California ISO</b> <small>Your Link to Power</small>	<b>Acceptance Test Procedure</b>	Revision Date <u>2/26/2007</u>	<del>2/20/2007</del>
		Revision No. 1.1	
<b>RIG Acceptance Test (RAT) Procedures</b>		Print Date <u>2/26/2007</u>	<del>2/20/2007</del>
		Effective Date	

## 2.2 COMMUNICATION WITH RIG AND SCADA INTERFACE

This test demonstrates that communication between the SCADA Interface Module and the RIG unit is only allowed via approved protocols and ports.

**Procedure:**

1. Verify that all systems (RIG units and SCADA Interface Module) are connected to the network.
2. Bring the systems up to their full functional state (i.e., all required services must be turned on).
3. Provide the IP addresses of the systems to the ISO Information Security Services.
4. Wait until ISO Information Security Engineers run all their scanning tests and inform you of the result.

**Acceptance:**

ISO Information Security Engineers are satisfied that both units only communicate via allowable ports and protocols.

**Section Complete**      **Owner** \_\_\_\_\_      **Date** \_\_\_\_\_  
                                         **ISO** \_\_\_\_\_      **Date** \_\_\_\_\_