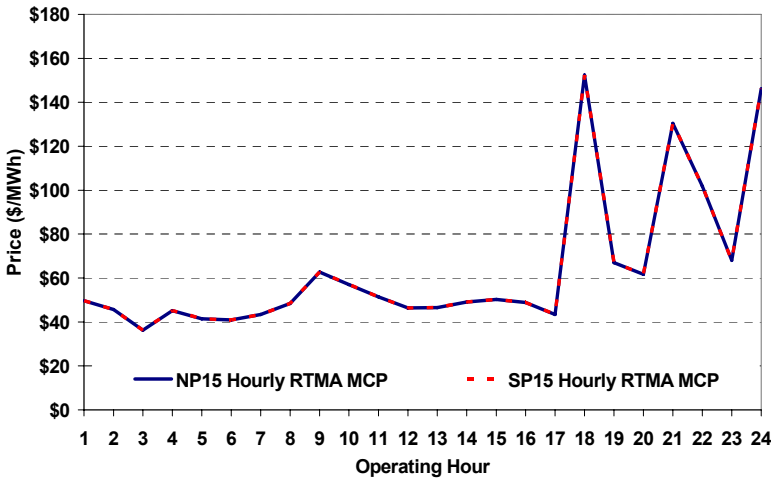
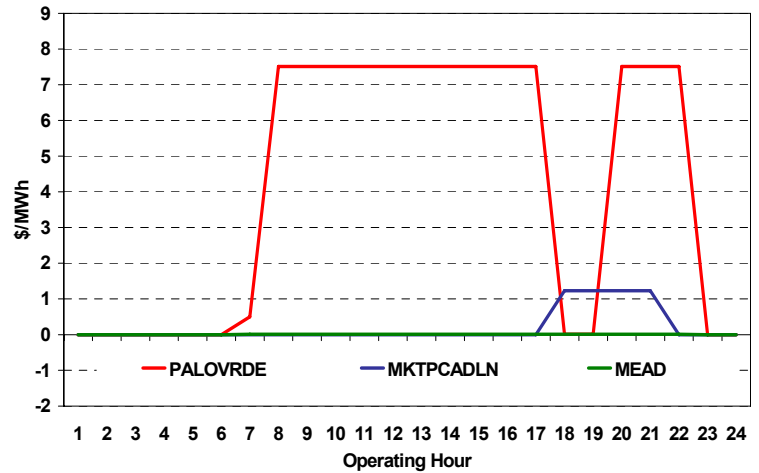


The content of this page is subject to change without notice. Decisions based on information contained herein are the visitor's responsibility.

### Real-Time Hourly Average MCP



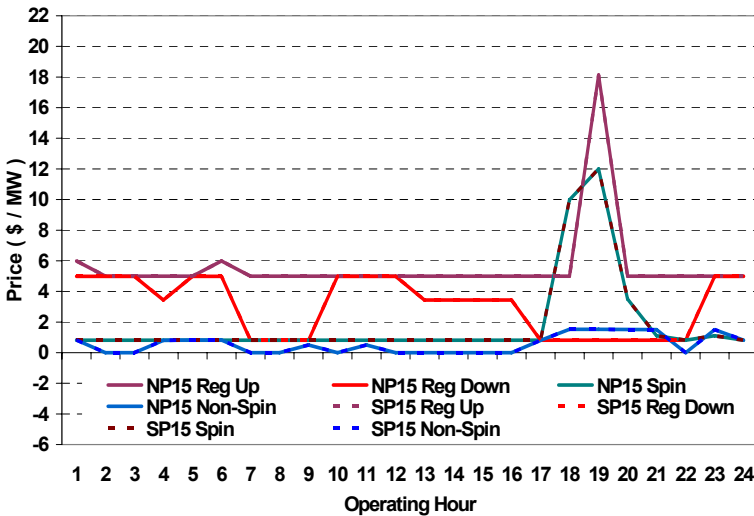
### Selected Day Ahead Branch Group Congestion Prices



	NP15				SP15			
	Min	Max	Avg	Δ Avg.	Min	Max	Avg	Δ Avg.
<b>RTMA MCP</b>								
<b>Peak</b>	\$ 23.99	\$ 268.79	\$ 58.53	\$ 5.10	\$ 23.99	\$ 268.79	\$ 58.53	\$ 5.10
<b>Off-Peak</b>	\$ 15.99	\$ 268.79	\$ 52.26	\$ 6.18	\$ 15.99	\$ 268.79	\$ 52.26	\$ 6.18

Day-Ahead Inter-Zonal Congestion Market: 27-Dec, 2007				
Branch Group	Congestion Cost		Total	Total Cost Percent
	Import	Export		
PALOVRDE	\$ 237,427	\$ -	\$ 237,427	99%
MKTPCADLN	\$ 2,081	\$ -	\$ 2,081	1%
MEAD	\$ 107	\$ -	\$ 107	0%

### Day Ahead A/S Market Clearing Prices



Intrazonal Congestion: Out-of-Sequence Redispatch Costs				
	Inc MWh	Inc Redispatch Costs	Dec MWh	Dec Redispatch Costs
<b>Peak</b>	464	78,413	0	2
<b>Off-Peak</b>	87	15,175	-513	2,816
<b>Total</b>	551	\$ 93,587	-513	\$ 2,818

Reliability: Must-Offer Unit Commitments		
Commitment Type	Avg Hrlly P-Min MW	Daily Min-Load Cost
FERCMOO	0	\$0
RA	120	\$132,903
<b>Totals</b>	120	\$132,903

Loads:			
Peak Load	32,640 MW	Average Load	26876 MW
Time of peak	18:00	Δ Peak from Prev. Day	621 MW

Day Ahead (DA) Market Summary: Ancillary Services (A/S) Capacity	Peak				Off-Peak			
	Min	Max	Avg.	Δ Avg.	Min	Max	Avg.	Δ Avg.
Regulation Up Price (\$/MW)	5.00	18.13	5.82	-9.54	5.00	5.99	5.25	1.07
Regulation Down Price (\$/MW)	0.81	4.99	2.25	0.64	3.44	4.99	4.80	-3.24
Spinning Reserve Price (\$/MW)	0.81	12.00	2.27	1.62	0.81	1.10	0.85	0.44
Non-Spinning Reserve Price (\$/MW)	0.00	1.52	0.49	0.13	0.00	1.50	0.70	0.17
Regulation Up Bid Sufficiency Ratio*	153%	305%	241%	12%	222%	344%	291%	-29%
Regulation Down Bid Sufficiency Ratio*	226%	356%	291%	23%	189%	335%	250%	55%
Spinning Reserve Bid Sufficiency Ratio*	114%	220%	166%	-3%	149%	242%	201%	-8%
Non-Spinning Reserve Bid Sufficiency Ratio*	148%	299%	226%	-5%	177%	303%	270%	-3%
<b>Total Cost of DA A/S (\$)</b>			<b>119,047</b>	<b>-28,972</b>				

\* The Bid Sufficiency Ratio for a given market in a given hour is defined as the sum of capacity offers in MWs divided by the capacity requirement in MWs.