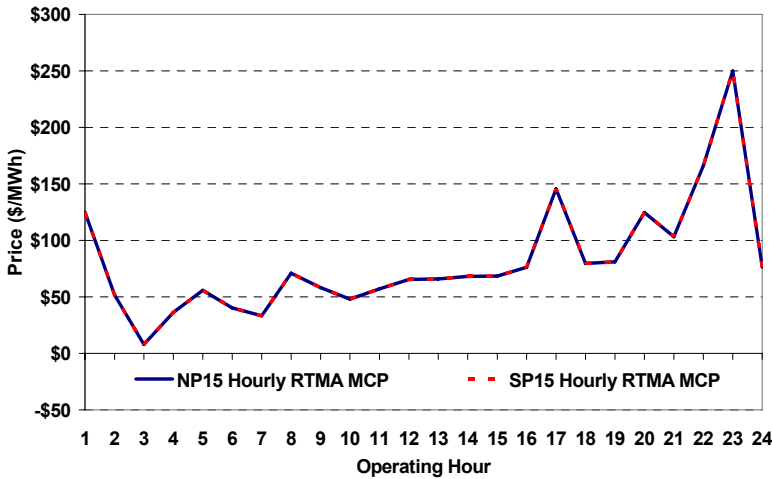
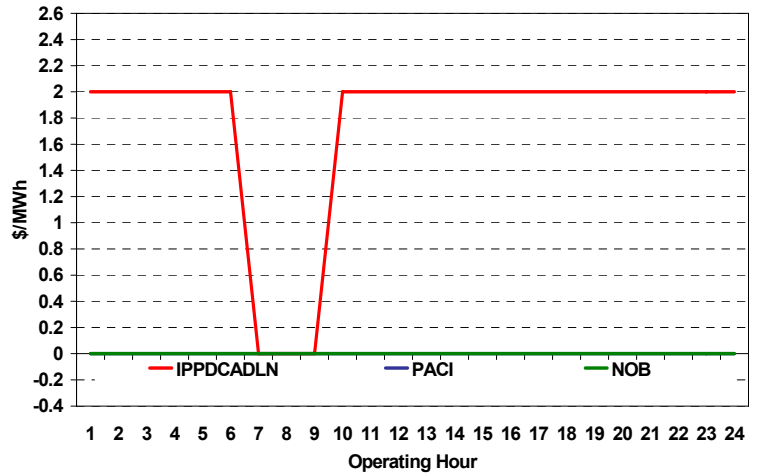


The content of this page is subject to change without notice. Decisions based on information contained herein are the visitor's responsibility.

Real-Time Hourly Average MCP



Selected Day Ahead Branch Group Congestion Prices

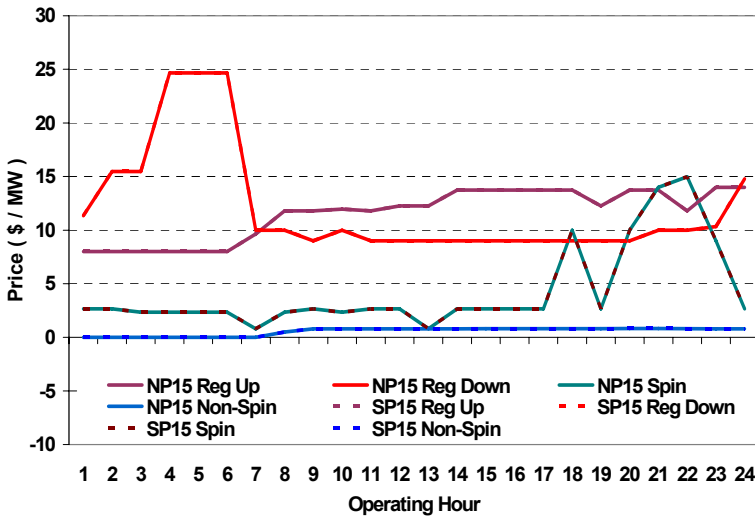


	NP15				SP15			
	Min	Max	Avg	Δ Avg.	Min	Max	Avg	Δ Avg.
RTMA MCP								
Hours 7-22	\$ (30.00)	\$298.23	\$ 76.23	\$ 5.76	\$ (30.00)	\$298.23	\$ 76.23	\$ 5.76
Hours 1-6, 23-24	\$ (0.01)	\$299.60	\$ 66.97	\$ (7.52)	\$ (0.01)	\$299.60	\$ 66.97	\$ (7.52)

Day-Ahead Inter-Zonal Congestion Market: 11-May, 2008

Branch Group	Congestion Cost		Total	Total Cost Percent
	Import	Export		
IPPDCADLN	\$ 27,175	\$ -	\$ 27,175	100%
PACI	\$ -	\$ -	\$ -	0%
NOB	\$ -	\$ -	\$ -	0%

Day Ahead A/S Market Clearing Prices



Intrazonal Congestion: Out-of-Sequence Redispatch Costs

	Inc MWh	Inc Redispatch Costs	Dec MWh	Dec Redispatch Costs
Peak	4	716	-77	1,110
Off-Peak	155	15,539	0	0
Total	159	\$ 16,255	-77	\$ 1,110

Reliability: Must-Offer Unit Commitments

Commitment Type	Avg Hrlly P-Min MW	Daily Min-Load Cost
FERCMOO	0	\$0
RA	40	\$100,105
Totals	40	\$100,105

Loads:

Peak Load	27,685 MW	Average Load	23661 MW
Time of peak	20:41	Δ Peak from Prev. Day	-444 MW

Day Ahead (DA) Market Summary: Ancillary Services (A/S) Capacity	Peak				Off-Peak			
	Min	Max	Avg.	Δ Avg.	Min	Max	Avg.	Δ Avg.
Regulation Up Price (\$/MW)	9.64	13.74	12.61	-5.42	8.00	13.99	9.50	-1.50
Regulation Down Price (\$/MW)	9.00	10.00	9.31	-4.10	10.34	24.67	17.68	6.72
Spinning Reserve Price (\$/MW)	0.80	14.97	4.79	-6.73	2.35	9.00	3.30	-2.07
Non-Spinning Reserve Price (\$/MW)	0.00	0.82	0.74	-0.03	0.00	0.80	0.20	-0.45
Regulation Up Bid Sufficiency Ratio*	98%	264%	164%	37%	162%	292%	251%	41%
Regulation Down Bid Sufficiency Ratio*	99%	286%	222%	10%	72%	173%	103%	-51%
Spinning Reserve Bid Sufficiency Ratio*	97%	185%	130%	6%	91%	159%	146%	14%
Non-Spinning Reserve Bid Sufficiency Ratio*	145%	263%	185%	3%	155%	247%	228%	10%
Total Cost of DA A/S (\$)			287,746	-124,703				

* The Bid Sufficiency Ratio for a given market in a given hour is defined as the sum of capacity offers in MWs divided by the capacity requirement in MWs.