
TROUTMAN SANDERS LLP

A T T O R N E Y S A T L A W
A LIMITED LIABILITY PARTNERSHIP

401 9TH STREET, N.W. - SUITE 1000
WASHINGTON, D.C. 20004-2134
www.troutmansanders.com
TELEPHONE: 202-274-2950

Roger E. Smith
roger.smith@troutmansanders.com
Admitted In Illinois and the District of Columbia

Direct Dial: 202-274-2858
Fax: 202-654-5660

March 3, 2006

The Honorable Magalie R. Salas
VIA ELECTRONIC FILING
The Honorable Magalie R. Salas
Secretary
Federal Energy Regulatory Commission
888 First Street, N.E.
Washington, D.C. 20426

**Re: California Independent System Operator Corporation
Docket No. ER06-615-000**

Dear Secretary Salas:

Transmitted herewith for electronic filing in the above-referenced proceeding is the Answer to the Motions for Extension of Time, Request for Technical Conference, and Shortened Response Time of the California Independent System Operator Corporation.

Thank you for your attention to this matter.

Yours truly,

/s/ Roger E. Smith
Roger E. Smith, Esq.
Attorney for the California Independent
System Operator Corporation

Enclosure

**UNITED STATES OF AMERICA
BEFORE THE
FEDERAL ENERGY REGULATORY COMMISSION**

California Independent System) Docket No. ER06-615-000
Operator Corporation)

**ANSWER OF CALIFORNIA INDEPENDENT SYSTEM OPERATOR
CORPORATION TO MOTIONS FOR EXTENSION OF TIME, REQUEST FOR
TECHNICAL CONFERENCE, AND SHORTENED RESPONSE TIME**

I. INTRODUCTION

Pursuant to Rules 213 of the Commission’s Rules of Practice and Procedure, 18 C.F.R. § 385.213 (2005), the California Independent System Operator Corporation (“CAISO”) hereby submits this answer to: (1) the Motion for Extension of Time and Request for Shortened Response Time and Expedited Action of the Transmission Agency of Northern California (“TANC”), Modesto Irrigation District (“MID”), the City of Santa Clara, California, doing business as Silicon Valley Power (“SVP”), M-S-R Public Power Agency (“M-S-R”), the City of Redding, and Lassen Municipal Utility District (“Lassen”) (collectively “Municipal Movants”) filed on February 24, 2006; (2) Motion of Northern California Power Agency (“NCPA”) in support of motion of Municipal Movants filed on March 1, 2006; and (3) Joint Motion of Pacific Gas and Electric Company (“PG&E”) and the California Public Utilities Commission (“CPUC”) (collectively “Movants”) for an Extension of Time, Request for Technical Conference, and Request for Shortened Response Time filed on March 1, 2006. As discussed in more detail herein, the CAISO does not oppose the requests for an extension of time, for a technical conference, or for a shortened response time.

In addition, the February 9, 2006 filing included two pieces of testimony that contained headers that were intended to be removed for filing and one piece of testimony that contained an internal note that was intended to be removed for filing. For the convenience of the Commission and the parties, the CAISO is submitting revised pages correcting for the oversight, *i.e.*, removing the headers and the note as intended. The CAISO notes that removing the headers and the internal note does not alter any of the testimony contained in the three documents.

II. STATEMENT OF ISSUES

The CAISO agrees with the statement of issues contained in the Municipal Movants' pleading and in the joint pleading by PG&E and the CPUC.

1. Whether the Commission should grant Movants' Joint Motion for an Extension of Time until April 10, 2006, for submittal of comments in the above-captioned docket to ensure that stakeholders have sufficient time to review, evaluate, and respond to the CAISO's proposed MRTU Tariff.
2. Whether the Commission should grant Movants' request for a Technical Conference to be held shortly after the reply comments deadline, which would provide Commission staff, the CAISO, and stakeholders the opportunity to resolve some issues and identify areas of dispute that may be better addressed at a hearing before the Commission.
3. Whether the Commission should grant Movants' request to shorten the response time on this motion to March 8, 2006 and to act expeditiously on this motion.

III. DISCUSSION

A. Response to Motions to Extend Comment Period, Request for Technical Conference, and Request for Shortened Response Time

On February 17, 2006, the Commission issued a notice for the February 9, 2006 filing made in this proceeding (the "Market Redesign and Technology Upgrade" or "MRTU" filing). In the notice of filing, the Commission set a comment date of March 27, 2006

and a reply comment date of April 17, 2006. February 17, 2006 Notice of Filing at 2. Municipal Movants, NCPA, and PG&E and CPUC (jointly), request a two week extension of the Commission's initial and reply comment dates of March 27, 2006 and April 17, 2006 to April 10, 2006 and May 1, 2006, respectively. *See* Municipal Movants Motion at 10; PG&E-CPUC Joint Motion at 7 and n.2.¹ PG&E and the CPUC also jointly request that a technical conference be convened on May 4, 2006. PG&E/CPUC Joint Motion at 8-9.

CAISO does not oppose either the two week extension in the comment dates or the suggested technical conference on May 4, 2006. The extra comment time and technical conference are appropriate given the size and importance of the filing. While CAISO does not oppose the motions, the CAISO wants to reiterate the need for a timely order on the filing in June of 2006. A Commission order well in advance of the implementation date for MRTU (November of 2007) is needed for several reasons. Among other things, a timely order is needed so that after the issuance of such order: (i) CAISO can incorporate any Commission-mandated changes into the MRTU design; (ii) CAISO can finalize software and Business Practice Manuals; (iii) market participants can develop the internal business practices and systems necessary to participate in the new MRTU market; and (iv) there is an appropriate period for pre-start-up testing with market participants.

¹ Municipal Movants proposed a two-week extension in the Commission's dates, *i.e.*, proposing April 10, 2006 and May 1, 2006 dates which allows three weeks between initial and reply comments. However, in describing the two week extension, Municipal Movants state that the increment of time between the initial and reply comments is two weeks instead of three weeks. Municipal Movants Motion at 10. CAISO believes the Municipal Movants intended to propose the same three week increment between initial and reply comments with the use of the "May 1, 2006" date. *Id.* If however, Municipal Movants intended to shorten the date for reply comments to two weeks after initial comments (to April 24, 2006), the CAISO respectfully requests that the Commission reject that proposal and keep the three week period between initial and reply comments.

B. Correction of Clerical Errors in Testimony Filed on February 9, 2006.

The February 9, 2006 filing included one piece of testimony with an internal note that was intended to be removed for filing and two other pieces of testimony that contained headers that also were intended to be removed for filing. *See* Exhibit ISO-3 (Testimony of Scott M. Harvey and Susan Pope) at page 106, regarding the internal note; Exhibit ISO-4 (Testimony of Dr. Farrokh Rahimi) all pages, regarding the header; and Exhibit ISO-5 (Testimony of Mark Rothleder) cover page, regarding the header. The headers on the cover page of Mr. Rothleder's testimony and on every page of Dr. Rahimi's testimony incorrectly indicated that the filed testimony was a confidential draft, subject to the attorney-client and work product privileges, and was prepared in anticipation of litigation.

For the convenience of the Commission and the parties, the CAISO submits revised pages correcting the oversights, *i.e.*, removing the headers and the internal note as intended. The attached revised pages are: (i) a revised page 106 of Exhibit ISO-3 (testimony of Scott M. Harvey and Susan Pope) with the internal note removed (***Attachment A***), (ii) a revised Exhibit ISO-4 with the header removed from all pages of Dr. Rahimi's testimony (***Attachment B***), and (iii) a revised cover page to Exhibit ISO-5 (Rothleder testimony) with the header removed, (***Attachment C***). These corrections are non-substantive and clerical in nature; they do not change any aspect of the testimony contained in Exhibits ISO-3, ISO-4 and ISO-5 filed on February 9, 2006, and, therefore, present no harm or prejudice regarding the review of testimony by market participants or the Commission.

IV. CONCLUSION

For the reasons expressed herein, the CAISO does not oppose the request for an extension of time contained in the motions filed by Municipal Movants, NCPA, and PG&E-CPUC (jointly). The CAISO also does not oppose the request for a technical conference in the joint motion by PG&E and the CPUC.

Respectfully submitted,

/s/ Sidney M. Davies
Sidney Mannheim Davies
The California Independent System
Operator Corporation
151 Blue Ravine Road
Folsom, CA 95630
Tel: (916) 351-4400
Fax: (916) 608-7296

/s/ Roger E. Smith
Roger E. Smith
TROUTMAN SANDERS LLP
401 9th Street, N.W., Suite 1000
Washington, D.C. 20004
(202) 274-2950
(202) 274-2994 (facsimile)

ATTACHMENT A

(Revised page 106 of Exhibit ISO-2)

Higher weights will be assigned to ETC than to CRR nominations in Tier 1 of the simultaneous feasibility test, so that LSE CRR nominations will be reduced before ETC reservations. The same procedure will be used to represent any TOR that has not been removed from the network model prior to the simultaneous feasibility test.

Q. WHAT WILL HAPPEN IF TORS AND ETC RESERVATIONS ARE NOT FEASIBLE ON THE GRID MODEL USED FOR THE ANNUAL CRR ALLOCATION, EVEN BEFORE CONSIDERING LSE CRR NOMINATIONS?

A. The TOR and ETC reservations will be limited to those that are feasible on the annual grid model. The TOR and ETC will be honored in full, it is simply the reservations in the annual allocation and auction model that will be reduced.

Q. WHAT WILL HAPPEN IF THE COMBINATION OF TORS, ETCS, CONVERTED ETCS AND LSE SEASONAL CRRS FROM THE ANNUAL ALLOCATION AND AUCTION DO NOT SATISFY THE SIMULTANEOUS FEASIBILITY TEST ON THE NETWORK MODEL USED FOR THE MONTHLY ALLOCATION AND AUCTION?

A. If the ETCs, converted ETCs, TORs and seasonal CRRs were not feasible for some reason, the ISO would adjust the transmission model to restore feasibility prior to evaluating the LSE CRR requests for a given month/time-of-use period. The CAISO will add outages to the network model, and adjust the rating limits on binding constraints just

ATTACHMENT B

(Revised Exhibit ISO-4)

1
2 **UNITED STATES OF AMERICA**
3 **BEFORE THE**
4 **FEDERAL ENERGY REGULATORY COMMISSION**
5
6

7 **California Independent System Operator) Docket No. ER06-___-000**
8 **Corporation)**
9

10
11 **PREPARED DIRECT TESTIMONY**
12 **OF**
13 **FARROKH RAHIMI**
14
15

16 **I. INTRODUCTION**

17 **Q. Please state your name and business address.**

18 **A.** My name is Farrokh Rahimi. My business address is California ISO, 151 Blue
19 Ravine Road, Folsom, California 95630.
20

21 **Q. By whom and in what capacity are you employed?**

22 **A.** I am the Principal Market Engineer within the Department of Market and Product
23 Development at the California ISO.
24

25 **Q. Please describe your professional and educational background.**

26 **A.** I have 35 years of experience in the electric utility industry. I started my
27 professional career at Systems Control, Inc., Palo Alto, CA, in 1970-72, where my
28 assignments primarily involved utility projects. I then continued consulting,
29 teaching, and research activities in the Middle East and Europe for 16 years,

1 mainly working on electric utility industry projects, before returning to the U.S. in
2 1988 to work at Macro Corporation (now part of KEMA Consulting). I managed
3 and technically contributed to energy planning and Energy Management System
4 projects in the U.S., Canada, India, Egypt, Switzerland, and several other
5 countries. With the advent of electric utility restructuring in the U.S., my main
6 task at Macro Corporation was to adapt the design specifications of the Energy
7 Control Center functions for the restructured utility environment. In 1996, while
8 at KEMA Consulting, I was designated the project manager for the design and
9 specification of the Bidding, Scheduling, and Settlement Systems for California
10 ISO and California Power Exchange. The assignment was completed in early
11 1997, followed by implementation of the CAISO and PX systems. I joined the
12 ISO Alliance as a contractor in mid-1997, and was part of the implementation
13 team for CAISO and PX systems. In early 1998, I started my direct collaboration
14 with CAISO as a contractor, and have since been fully engaged in the day to day
15 operation of the CAISO. I have been part of the MRTU design team since its
16 inception, as well as its predecessor projects, MD02 and CMR. I became a full-
17 time employee of CAISO in September 2005. I have a Ph.D. in Electrical
18 Engineering from Massachusetts Institute of Technology (M.I.T.), which I
19 received in 1970.

20
21 My professional and educational background are described in further detail in the
22 curriculum vitae provided as Appendix 1 to my testimony.

1

2 **Q. Please describe your role in the development of the MRTU proposal.**

3 **A.** I am a member of the MRTU design core team. I contribute to the design of the
4 various MRTU features and functions, with a view to CAISO's operational needs,
5 Market Participant requirements, and the requirements for efficient market
6 operation. I also help design simulation studies to analyze the impact of different
7 design approaches, help in the development of design requirements for software
8 implementation, and help in the development of implementing tariff language. I
9 have been a "Subject Matter Expert" contributor to the MRTU Tariff being filed.

10

11 **Q. What is the purpose of your testimony in this proceeding?**

12 **A.** My testimony will discuss several of the main elements of the MRTU market
13 design. In particular, I will focus on providing a clear understanding of how these
14 often complex concepts will operate upon MRTU implementation. My testimony
15 will provide an explanation of the following issues under the MRTU proposal: (1)
16 the use of Locational Marginal Prices ("LMPs") in determining Energy prices
17 paid to suppliers and charged to consumers, and in determining Congestion costs,
18 (2) Congestion revenues and Congestion Revenue Rights ("CRR") settlements,
19 (3) Ancillary Service ("AS") procurement, pricing, and cost allocation, (4)
20 Residual Unit Commitment ("RUC") pricing, payment and cost allocation, (5)
21 Uninstructed Deviation Penalties ("UDP") and (6) Resource commitment cost

1 compensation. I will use simple examples to illustrate the underlying pricing,
2 payment, and cost allocation mechanisms.

3

4 **II. OVERVIEW OF MRTU MARKETS AND PRODUCTS**

5 **Q. What are the products transacted, priced, and settled in the Day-Ahead**
6 **Market under MRTU?**

7 A. The Day-Ahead Market (“DAM”) under MRTU consists of the Market Power
8 Mitigation and Reliability Requirements Determination (“MPM-RRD”) process,
9 the Integrated Forward Market (“IFM”), and the Residual Unit Commitment
10 (“RUC”) market. These markets span over all hours of the subsequent operating
11 day. The IFM and RUC constitute the Day-Ahead settlement markets, *i.e.*, the
12 markets that produce prices and quantities for which Market Participants are paid
13 and charged.

14

15 The products transacted and priced in the IFM are Energy and AS. Congestion
16 prices used for the settlement of CRRs and the reversal of Existing Transmission
17 Contracts (“ETCs”), Transmission Ownership Rights (“TORs”) and Converted
18 Rights Congestion charges in IFM are also determined in this process. The
19 CAISO is not the buyer of Energy in the IFM, but rather facilitates spot Energy
20 purchases and sales in this market. In the IFM AS market, the CAISO acts as an
21 agent to procure AS for those Market Participants who have not self-provided
22 their AS obligations.

1
2
3
4
5
6
7
8
9
10
11
12
13
14
15
16
17
18
19
20
21

The sole product transacted and priced in the RUC market is RUC capacity. The CAISO runs the RUC process in the event the IFM did not commit sufficient resources to meet the CASIO Demand Forecast. The CAISO commits capacity under obligation to offer (capacity under Resource Adequacy contract), and to the extent necessary, may procure RUC capacity on behalf of those Market Participants who have underscheduled their load in the IFM.

The IFM is run simultaneously for all hours of the relevant operating day. Energy, AS, and Congestion clearing are performed simultaneously in this process. The RUC market is run after the IFM and has no impact on the IFM schedules and prices. However, Bids for Energy, AS, and RUC capacity (RUC Availability Bids) for all hours of the operating day must be submitted before the Day-Ahead Market closes at 10:00 a.m. the day before the relevant operating day, and may not be revised throughout the Day-Ahead Market processes, which as I mentioned is comprised of the MPM-RRD, IFM and the RUC market.

- Q. What are the products transacted, priced, and settled in HASP under MRTU?**
- A. The products transacted, priced, and settled in HASP are Energy Imports and Exports and AS Imports. These include incremental AS purchases by the CAISO as compared to AS purchases in the IFM, and, if changes in forecasts or system

1 conditions warrant, the buy-back of Import Energy sold in the IFM, or sell-back
2 of Export Energy purchased from the CAISO in the IFM by Market Participants.

3

4 The HASP primarily is a scheduling process for the Real-Time Market. However,
5 it also includes a competitive process to procure Energy and AS from resources
6 outside the CAISO Control Area that are not dispatchable on an intra-hour basis.

7 The competitive process in the HASP also allows the CAISO to procure Energy
8 and AS from hourly Intertie Resources based on its Load forecast, while taking
9 into account Real-Time Energy Bids from both internal resources and Imports and
10 Energy Bids from Exports. In addition, internal generation resources may Self-
11 Schedule changes to their IFM schedules in HASP. However, these schedules are
12 part of the Real Time Market and will be settled at Real-Time prices rather than at
13 HASP prices.

14

15 **Q. What are the products transacted, priced, and settled in the Real-Time**
16 **Market?**

17 A. The products transacted, priced, and settled in the Real-Time Market are Energy
18 and AS from internal Generation, and dynamically scheduled System Resources.

19

20 Generally, the CAISO will purchase its AS needs through the IFM, and will not
21 defer these purchases until Real-Time. The CAISO will purchase Operating
22 Reserves in Real-Time when the CAISO falls short of its WECC Minimum

1 Operating Reliability Criteria (MORC) Reserve requirements (due to forced
2 outages, unanticipated changes in Load or system conditions, or prior Dispatch of
3 Energy from AS capacity). The CAISO may also purchase additional Regulation
4 services in Real-Time in order to contain the ACE (Area Control Error) in
5 compliance with WECC and NERC Control Performance Criteria.
6

7 **Q. What are the pricing and settlement intervals in the Day-Ahead Market,**
8 **HASP, and Real-Time Market?**

9 A. The IFM and RUC price calculations and settlement are performed on an hourly
10 basis. HASP prices are also calculated on an hourly basis, but as the simple
11 average of four 15-minute prices computed simultaneously at the pre-Dispatch
12 time; HASP settlements are performed on an hourly basis. Real-Time pricing and
13 settlement for AS is done quarter-hourly. Real-Time pricing for Energy is done
14 on a 5-minute basis with settlement being conducted on a 10-minute basis for
15 Dispatchable resources and an hourly basis for non-Dispatchable Loads. In
16 addition, IFM, RUC, and Real-Time uplift payments, if any, are computed and
17 settled daily with Supply and allocated on Settlement Interval basis to Demand.
18
19
20
21
22

1 **III. USE OF LOCATION BASED MARGINAL PRICES**

2 **A. Nature and Properties of LMP**

3 **Q. What is LMP, and how is it related to Energy Bid prices?**

4 A. Efficient resource scheduling and Dispatch is achieved by incorporating all
5 resource and transmission constraints when matching electrical Supply to meet
6 electrical Demand at least cost. The interplay of Energy Bid prices, transmission
7 system bottlenecks (Congestion) and transmission system losses results in the
8 generation of individual Market Clearing Prices at each location (node) in the
9 CAISO's transmission network. The Locational Marginal Price (LMP) of Energy
10 at a given network node is the marginal cost of serving Load at that node while
11 respecting all Supply and transmission constraints.

12
13 **Q. Can an LMP be computed only for nodes with associated Supply and**
14 **Demand?**

15 A. No. LMPs are not restricted to nodes that have Supply and/or Demand associated
16 with them during a particular time period. The LMP for a node simply
17 quantifies how much the overall (system-wide) least cost of meeting the Energy
18 and AS Demand subject to transmission and resource constraints would increase
19 (\$ Δ) if the Load at that node were increased by a very small amount (ϵ MWh).
20 The resulting \$/MWh rate (Δ/ϵ) is the LMP at the node. Moreover, in order to
21 determine the LMP at a network node, there is no requirement for Load to be
22 connected to that network node (if there is no Load at the node, the Load is 0

1 MWh there). Under MRTU, LMPs are computed and published to the extent
2 needed for Settlement Purposes.

3

4 **Q. Under MRTU, what is the purpose of LMPs?**

5 A. Under MRTU, LMP-based prices are used for payment to Energy suppliers and
6 charges to Energy consumers. Under MRTU, accepted Energy Supply from
7 internal resources, System Resources (Imports and Exports), and Energy
8 purchase/sale by Participating Loads are paid or charged the LMP at the relevant
9 resource, Intertie Scheduling Point, or Participating Load locations. Some Supply
10 resources are scheduled or Bid as aggregate resources (e.g., Physical Scheduling
11 Plants) and are paid commensurate weighted average LMPs (weighted by relevant
12 nodal MW quantities). A single network node or a set of network nodes where
13 physical injection or withdrawal is modeled and for which a LMP is computed
14 and used for settlements is called a Pricing Node (PNode). Internal Loads are
15 charged Load Aggregation Point (“LAP”) prices, which are computed as the
16 nodal Load weighted average of LMPs for the relevant Load aggregation zone,
17 such as the corresponding Investor Owned Utility (“IOU”) service territories.
18 LAPs may be defined for non-IOU Demand as well. For example the Metered
19 Subsystems (MSS) may have MSS-specific LAPs. However, the three LAPs
20 based on the IOUs’ service territories will be the Default LAPs under MRTU.
21 Each of these will have their respective LMPs computed as weighted average of

1 the LMPs at their constituent nodes. A detailed discussion of LMPs is contained in
2 the testimony of Dr. Lorenzo Kristov.

3

4 **Q. Do all Supply and Demand Bids that clear the market impact the LMPs?**

5 A. LMPs can be set by both Supply and Demand Bids. However, only the Bids that
6 are unconstrained at the optimal (system-wide least cost) solution can set the
7 LMPs.¹ For example, a Generator that is constrained to be on due to its minimum
8 run time and is operating at its minimum operating point, or a Generator that is
9 ramping up or down and is constrained by its maximum ramp rate, or a unit that is
10 constrained at its maximum operating point, will not be eligible to set the LMP.
11 Excepting such cases, the LMP at a node is no less than the highest Supply
12 Energy Bid price accepted at that node (if any) and no higher than the lowest
13 Demand Energy Bid price accepted at that node (if any). This is true regardless of
14 transmission network Congestion and Transmission Losses. This is why LMPs
15 are used for payment and charges to Supply and Demand.

16

17 Accepted Bids that cannot set the price (due to their own physical limitations as
18 stated above) are, however, eligible for uplift payments to ensure they are made
19 whole to the extent the market revenues for the resource in question during the

¹ If a Bid from an otherwise constrained resource is eligible to set the LMP, the resource will be treated by the CAISO as an unconstrained resource for price determination. This will allow, under certain circumstances, Constrained Output Generators (“COGs”) to set the price. This topic is addressed in detail in the testimony of Dr. Kristov.

1 corresponding operating time (e.g., the operating day) falls short of covering the
2 Bid cost of the resource over the same period. I discuss this concept in greater
3 detail later in my testimony, in the section devoted to the issue of Bid Cost
4 Recovery.

5

6 **Q. Does the fact that Bids are subject to hard caps under MRTU mean that**
7 **LMPs will not exceed the Bid cap?**

8 A. No. The LMP at a location may exceed the highest accepted Bid price, exceed the
9 Bid cap, fall below the lowest accepted Bid price, or go below the Bid floor. All
10 such situations may happen with all Bid prices between the Bid cap and the Bid
11 floor.

12

13 **Q. Could you illustrate, by way of an example, how the LMP could exceed the**
14 **highest accepted Bid price?**

15 A. Yes.

16 **Example III.1:**

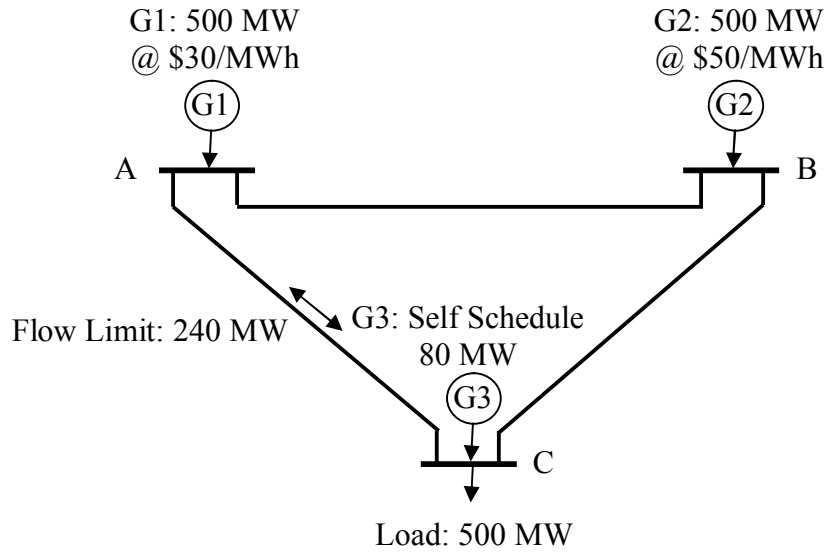
17 Consider a three-node three-line network, with Generation at nodes A, B and C,
18 and Load at node C.

19

20

21

22



Generation capacities and Bids are as follows: G1 = 500 MW Bid @ \$30/MWh at node A, G2 = 500 MW Bid @ \$50/MWh at node B, and G3 = 80 MW Self-Scheduled (price taker) at node C. The Load at node C is 500 MW and is Self-Scheduled (price taker). Thus, the net Demand at node C is 420 MW. The three transmission lines are assumed to have no losses and have identical impedances. Line A-C has a transmission limit of 240 MW.

Note that for every MW generated from G1 to serve the Load, 2/3 MW will flow on line A-C, whereas for every MW generated from G2 to serve the Load, 1/3 MW will flow on that line. These fractions (2/3 and 1/3) that state how much power will flow on a path in a given direction as a result of injection of 1 MW at a node and withdrawal at another (usually a reference node) are called Power Transfer Distribution Factors (PTDFs) or shift factors. In the absence of

1 transmission constraints, the least cost solution to meet the 420 MW net Load at C
2 would have been to generate 420 MW from G1. That would have resulted in a
3 flow of $(2/3)*420=280$ MW on line A-C, which exceeds the 240 MW limit. To
4 ensure the flow on line A-C does not exceed the 240 MW limit, the least cost
5 solution is to schedule G1 at 300 MW and G2 at 120 MW. The flow on A-C will
6 then be $2/3*300 + 1/3*120 = 240$ MW.

7

8 The Locational Marginal Prices (LMPs) resulting from this “optimal” solution are
9 \$30/MWh at node A, \$50/MWh at node B, and \$70/MWh at node C. This is
10 because the LMP at each node is the cost of serving an increment of Load at that
11 node. It is clear that the cost of serving one more MW of Load at node A is \$30
12 and at node B is \$50. Regarding node C, note that to serve one more MW of Load
13 at node C from either G1 or G2 would increase the flow on line A-C and violate
14 the 240 MW flow limit. The least cost way to serve one more MW of Load at
15 node C without violating the transmission constraint on line A-C would be to
16 increase G2 by 2 MW and reduce G1 by 1 MW. This will result in a net of 1 MW
17 (to serve the increment of Load), with a net effect of $-1*(2/3) + 2*(1/3) = 0$ MW
18 on the flow on line A-C. The net cost to serve the incremental MW of Load at C
19 is thus $2*\$50 - 1*\$30 = \$70$. The LMP at node C is therefore \$70/MWh, which is
20 higher than the Bid prices from both G1 and G2.

21

1 **Q: Could you illustrate, by way of an example, how the LMP could exceed the**
2 **Bid cap?**

3 A: Yes.

4

5 **Example III.2:**

6 With a Bid cap of \$500/MWh, assume that in Example III.1 the Bid price of G2 is
7 changed from \$50/MWh to \$300/MWh. The LMP at node C would then be
8 $2 * \$300 - \$30 = \$570/\text{MWh}$, which is higher than the Bid cap.

9

10 **Q: Will the CAISO actually pay Supply and charge Load at prices higher than**
11 **the Bid cap?**

12 A: The answer is “yes” with an explanation. In Example III.2, G3 would be paid the
13 LMP at node C, which is \$570/MWh ($\$570 * 80 = \$45,600$), and the Load at node
14 C would be charged at the same price ($\$570 * 500 = 285,000$). Note that G1 and
15 G2 would be paid their respective nodal prices, *i.e.*, $\$30 * 300 = \$9,000$ and
16 $\$300 * 120 = \$36,000$ respectively. The difference between the net charges and
17 payments for all 3 nodes would be $\$285,000 - (\$45,600 + \$9,000 + \$36,000) =$
18 $\$194,400$.

19

20 An explanation is in order here regarding the price charged to the Load. The Load
21 in the example is at a single node and not representative of the LAPL Load that is
22 cleared in the CAISO market. The latter is spread over a large area and the

1 probability of such an outcome is very remote, since it would mean a poorly
2 designed infrastructure (Generation and Transmission). However, such an
3 outcome (prices above the Bid cap charged to the Load) is quite possible for
4 custom Load that opts out of LAP pricing and is settled at the relevant nodal LMP.
5 Also, a factor to consider with the existing LAPs is that their Interconnection with
6 large sources of Supply in the WECC at large are radial as modeled in the existing
7 MRTU network model. The price augmentation illustrated in the example is a
8 phenomenon related to looped network models. If in the future the CAISO moves
9 to more granular LAPs, that are interconnected by CAISO's internal looped
10 network, such phenomena may occur at the small LAP levels. However, LAP
11 Load can Bid a price in the IFM, and limit its exposure there (by economically
12 shifting some of its purchase to Real-Time). Of course short of Demand-Side
13 Management, the LAP Load would have nowhere to go in the Real-Time market,
14 and could be exposed to high prices there. Long-term contracting strong physical
15 Resource Adequacy would minimize the probability of such occurrences.

16

17 **Q: Why is there net collection, that is, what is the reason for the \$194,400**
18 **difference between charge to Load and payment to Generators?**

19 A: This difference is due to Congestion on line A-C. In fact, this net collection is
20 exactly equal to what is known as the "shadow price" of the constraint on line A-
21 C multiplied by the flow on line A-C. The shadow price of the flow constraint on
22 line A-C is the reduction in the total cost as a result of an incremental relaxation

1 of the constraint (or increase in the capacity of line A-C). Note that 1 MW
2 increase in the capacity limit on line A-C would allow the displacement of 3 MW
3 of more expensive G2 Generation by 3 MW of less expensive G1 Generation.
4 This is because such a shift will increase the flow on line A-C by $3*(2/3)-3*(1/3)$
5 = 1 MW. The net cost reduction is thus $3*\$300-3*\$30 = \$810$. Thus, the shadow
6 price of Congestion on line A-C is $\$810/\text{MWh}$. The Congestion rent associated
7 with this constraint is thus $\$194,400$ ($\$810*240=\$194,400$).

8

9 **Q. What does the CAISO do with the Congestion rents it collects?**

10 A. The Congestion rents collected by the CAISO form the source of funds for
11 payment to the transmission rights holders (with any excess paid to transmission
12 owners to offset their Transmission Revenue Requirements). More details
13 concerning these payments will be provided in response to related questions later.

14

15 **Q. Could you illustrate, by way of an example, how the LMP could be lower
16 than the lowest accepted Bid price?**

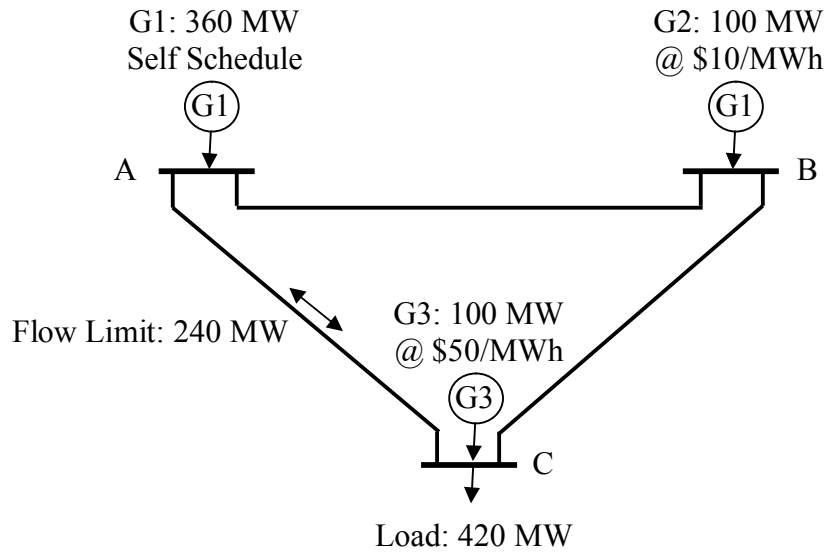
17 A. Yes.

18

19 **Example III.3:**

20 Consider a three-node, three-line network, with Generation at nodes A, B and C,
21 and Load at node C. Generation capacities and Bids are G1=360 MW Self-
22 Scheduled (price taker) at node A, G2=100 MW Bid @ $\$10/\text{MWh}$ at node B, and

1 G3=100 MW Bid @ \$50/MWh at node C. The Load at node C is 420 MW and is
 2 Self-Scheduled (price taker). The three transmission lines are assumed to operate
 3 without losses and have identical impedances. Line A-C has a transmission limit
 4 of 240 MW.



15 The self-scheduled Generation of 360 MW at G1 results in the flow of $360 \times \frac{2}{3} =$
 16 240 MW on line A-C. Thus, the only way to serve the Load at node C is to
 17 generate 60 MW from G3. The cheaper Supply of \$10/MWh at node B cannot be
 18 used.

20 The LMP at each node is the cost of serving an increment of Load at that node.
 21 Obviously, the LMP at node B is \$10/MWh and the LMP at node C is \$50/MWh.
 22 Regarding node A, 1 MW Load at node A would reduce the net Generation at A

1 by 1 MW, and the flow on line A-C by $1 \times \frac{2}{3} = \frac{2}{3}$ MW, allowing 2 MW of
2 Generation from the cheaper G2 Generation (because an increase of 2 MW from
3 G2 would result in $2 \times \frac{1}{3} = \frac{2}{3}$ flow on line A-C filling the space created by the 1
4 MW Load at A). This allows serving the incremental Load of 1 MW at A and
5 replacing 1 MW of the more expensive G3 Generation with the cheaper G2
6 Generation. The net cost of serving 1 MW of Load at node A is thus $2 \times \$10 -$
7 $1 \times \$50 = -\30 . The LMP at A is thus $-\$30/\text{MWh}$.

8

9 **Q: Will the CAISO actually charge the Supply at node A?**

10 A: Yes. In the example just discussed, G1 will be charged $\$30 \times 360 = \$10,800$ rather
11 than receiving a payment.

12

13 The underlying phenomenon that explains the negative LMP in Example III.3 is
14 that G1 is a “Generation pocket.” In fact, this example points out a fundamental
15 paradigm change from the current market design to the MRTU market design.

16 Assuming that line A-C is an intra-zonal path, G1 could schedule even more than
17 360 MW and clear the forward market under the pre-MRTU paradigm, and then
18 submit a “DEC” Bid to resolve Congestion on the line A-C in Real-Time.

19 Because of its location, it could submit DEC Bids just above $-\$30/\text{MWh}$ and
20 outbid DEC Bids of up to $+\$10/\text{MWh}$ at location B (which could be an Intertie
21 Scheduling Point). The CAISO has observed such hypothetical behavior (known
22 as the “DEC game”) in actual practice under the current zonal market design in

1 California. Enforcing the A-C constraint when clearing the forward market,
2 which will occur under MRTU, will discourage such behavior because of the
3 negative LMPs that result from the interplay between Bids, schedules, and
4 transmission constraints under such scenarios.

5

6 **Q: What is the net collection by the CAISO due to Congestion in this example?**

7 A: In this case G3 receives a payment of $\$50 \times 60 = \$3,000$, the Load is charged
8 $\$50 \times 420 = \$21,000$, and G1 is charged $\$10,800$, resulting in a net collection (by
9 the CAISO) of $\$28,800$. This collection is exactly equal to the Congestion rent
10 associated with the constraint on line A-C. The shadow price of the A-C
11 constraint is $\$120/\text{MWh}$, because a 1 MW increase in the A-C limit allows for the
12 displacement of 3 MW of G3 Generation by 3 MW of the cheaper G2 Generation,
13 with an associated cost reduction of $\$50 \times 3 - \$10 \times 3 = \$120$. The Congestion rent
14 associated with line A-C is thus $\$120 \times 240 = \$28,800$, which equals the net
15 amount collected by the CAISO.

16

17 **Q: In the above examples Load was always price insensitive. You mentioned**
18 **that Load at the Load Aggregation Point (LAP) could also Bid a price. Can**
19 **you provide an example to illustrate this?**

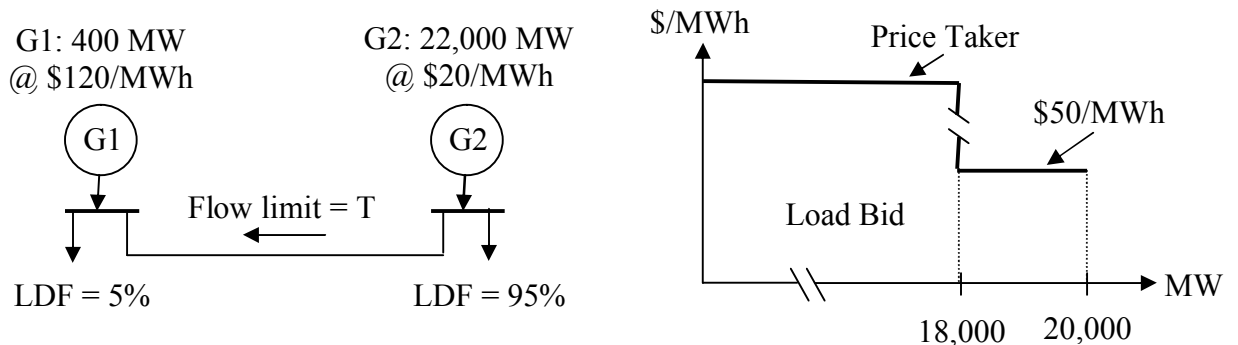
20 A: Certainly.

21

22

1 **Example III.4:**

2 Consider the two-node one-line network with Generation sources G1 at node 1,
 3 G2 at node 2, and Load Aggregation Point (LAP) Load with Load Distribution
 4 Factors (LDFs) of 5% at node 1 and 95% at node 2. Generation at node 1 is
 5 limited to 400 MW and its Bid price is \$120/MWh. There is significantly more
 6 Generation (22,000 MW) at node 2, at a Bid price of \$20/MWh. The LAP Load is
 7 20,000 MW with 18,000 Self-Scheduled (price taker) and 2,000 MW Bid at
 8 \$50/MWh. The transmission line between nodes 1 and 2 is assumed to be lossless
 9 for simplicity, but has a transmission limit of $T \leq 700$ MW in either direction.



16
 17 Note that the relationship between the LMPs at nodes 1 and 2 and the LAP LMP
 18 is $0.05 \cdot LMP_1 + 0.95 \cdot LMP_2 = LMPLAP$. Because G2 represents the low cost
 19 Supply, the least cost solution is to maximize Generation from G2 without
 20 violating the transmission constraint.

21 The solution to this problem must thus satisfy two conditions:

- 22 (a) The transmission flow limit T must not be violated.

1 (b) If the total Load served is more than 18,000 MW, the LMPs at nodes 1 and 2
2 must satisfy the relation $(0.05 * LMP_1) + (0.95 * LMP_2) \leq \50 .

3

4 ***Case 1: The transmission limit is 700 MW***

5 In this case all 20,000 MW of Load can be served without violating the
6 transmission limit. The distributed Load at node 1 is $0.05 * 20,000 = 1,000$ MW
7 and the distributed Load at node 2 is $0.95 * 20,000 = 19,000$ MW. Due to the
8 transmission constraint, only 700 MW of Load at node 1 can be served from G2,
9 and the remaining 300 MW must come from the higher cost G1 Generation
10 source. Thus G1 is scheduled at 300 MW and G2 at 19,700 MW. The resulting
11 LMPs are $LMP_1 = \$120/\text{MWh}$ and $LMP_2 = \$20/\text{MWh}$. The LAP LMP is the cost of
12 serving one more MW of LAP Load, i.e., 0.05 MW at node 1 and 0.95 MW at
13 node 2, at a cost of $0.05 * \$120 + 0.95 * \$20 = \$25/\text{MWh}$, which is well below the
14 \$50/MWh LAP Load Bid price.

15

16 Note also that the shadow price of the Congestion constraint is $(\$120 - \$20) =$
17 $\$100/\text{MWh}$ resulting in a Congestion rent of $\$100 * 700 = \$70,000$, which is exactly
18 equal to the difference between the charge to Load ($\$25 * 20,000 = \$500,000$) and
19 the payments to the Generators: $(\$120 * 300 + \$20 * 19,700 = \$430,000)$.

1

2 ***Case 2: The transmission limit is 550 MW***

3 Since the maximum Generation from G1 is 400 MW, in this case, only 950 MW
4 of Load at node 1 can be served at any price without violating the transmission
5 constraint. Because the Load at node 1 is 5% of the LAP Load, the LAP Load
6 served at any price is thus $950/0.05 = 19,000$ MW. G2 is therefore scheduled to
7 serve the balance of the LAP Load not served by G1, *i.e.*, $19,000 - 400 = 18,600$
8 MW.

9

10 Because not all LAP Load is served, the LAP Load sets the LAP LMP at
11 \$50/MWh. Since $0.05*LMP_1 + 0.095*LMP_2 = LMP_{LAP}$, and $LMP_2 = \$20$, this
12 results in $LMP_1 = (\$50 - 0.95*\$20)/(0.05) = \$620/\text{MWh}$.

13

14 Note that another way to compute LMP_1 is to calculate the shadow price of the
15 transmission constraint. An increase of 1 MW in the transmission constraint
16 would allow 1 more MW of Load at node 1, and thus 20 more MW of LAP Load
17 to be served. Since the LAP Load values Energy at \$50/MWh, the “cost”
18 reduction is the difference between the increased value to the LAP Load ($\$50*20$
19 $= \$1,000$) and the cost of serving the 20 MW of LAP Load. Because all 20 MW
20 will be served from G2, the latter is $\$20*20 = \400 . The net cost reduction
21 resulting from 1 MW incremental transmission capacity is thus $\$1,000 - \$400 =$
22 $\$600$. In other words, the shadow price of the transmission constraint in this case

1 is \$600/MWh. Because the network is radial, this is the difference between the
2 LMPs at nodes 1 and 2, which results in $LMP_1 = \$600 + \$20 = \$620/\text{MWh}$.

3

4 ***Case 3: The transmission limit is 450 MW***

5 Because the maximum Generation from G1 is 400 MW in this case, only 850
6 MW of Load at node 1 can be served at any price without violating the
7 transmission constraint. Because the Load at node 1 is 5% of the LAP Load, the
8 LAP Load served at any price will be $850/0.05 = 17,000$ MW. G2 is thus
9 scheduled to serve the balance of the LAP Load not served by G1, i.e., $17,000 -$
10 $400 = 16,600$ MW.

11 Because the amount of LAP Load served is in the non-economic range (below
12 18,000 MW), the LAP LMP is set at the relevant Bid cap (\$500/MWh). Note that
13 LMP_2 is \$20/MWh, but LMP_1 is not set by either G1 or G2. Because $(0.05 * LMP_1)$
14 $+ (0.095 * LMP_2) = LMP_{LAP}$, it follows that $LMP_1 = (\$500 - 0.95 * \$20) / (0.05)$
15 $= \$9,620/\text{MWh}$.

16

17 **Q. Do you expect such high LMPs to result from the LAP Clearing approach in**
18 **practice?**

19 A: The LAP clearing mechanism CAISO has adopted is already in place at NYISO,
20 and I have not seen any reports of such an outcome in practice. But, I would not
21 rule out the possibility under “perfect storm” conditions, e.g., inadequate local
22 Supply compounded with sever transmission derate and inaccurate LDFs; i.e.,

1 LDFs that fail to recognize the fact that under such conditions, interruptible Loads
2 may be called upon in the local Load pocket.

3

4 **Q: Will Generator G1 be actually paid the price of \$9,620/MWh in such a case?**

5 A: Yes, if the underlying reason is truly Supply scarcity. However, if the
6 phenomenon responsible for this outcome is either Supply Bid insufficiency, or
7 unduly restrictive transmission constraint not warranted for reliable system
8 operation, or if the underlying LAP Load Distribution Factors (LDFs) are not
9 realistically correlated, the CAISO will follow a market run “results verification”
10 procedure, and if warranted re-run the market.

11

12 **Q: Please explain how the verification process will work in such cases.**

13 A: To the extent the CAISO cannot resolve a non-competitive transmission
14 constraint utilizing effective economic Bids such that Load at the LAP level in the
15 Day-Ahead Market, pre-IFM Pass 2, would otherwise be adjusted to relieve the
16 constraint, the CAISO will have the authority under the MRTU Tariff to take the
17 following actions in sequence:

18

19 1) The CAISO will schedule Energy from Self-Provided Ancillary Services
20 Bids from capacity that is obligated to offer an Energy Bid under an
21 obligation to offer Energy (*i.e.* RA and RMR). Since the otherwise Self-
22 Provided AS capacity in question is under an obligation to offer Energy, the

1 associated Energy Bid prices will be either: a) submitted Energy Bids or b)
2 Default Energy Bids to the extent an Energy Bid was not submitted for the
3 Self-Provided capacity, but not lower than any Energy Bids from the same
4 resource that may have cleared Pre-IFM Pass 1.

5

6 2) In case the measure in step 1 is insufficient to avoid adjustment of Load at the
7 LAP level, the CAISO will evaluate the validity of the binding constraint and
8 if it is determined that the constraint can be relaxed based on the operating
9 practices, will relax the constraint consistent with operating practices.

10

11 3) In case the measures in step 1 and step 2 are insufficient, the CAISO
12 may “soften” the LDF constraints on a nodal or sub-LAP basis, i.e., adjust
13 Load at individual nodes or, in aggregate, a group of nodes to relieve the
14 constraint to minimize the quantity of Load curtailed.

15

16 **Q: Please explain how the first step of the above verification process will work.**

17 A: Under the MRTU Release 1 design, in the Day-Ahead IFM, (as well as the Pre-
18 IFM runs MPM-RRD) Self-Provided AS has a higher priority than serving Load.
19 The right to Self-Provide Ancillary Services from capacity that is under a
20 contractual obligation to provide Energy, including but not limited to capacity
21 subject to an RMR Contract and local Resource Adequacy Resources, shall be
22 conditional; self-provision of Ancillary Services from such capacity will only be

1 permitted to the extent that capacity is not needed for Energy as a result of the
2 MPM-RRD process described in this CAISO Tariff. Therefore, it may happen
3 that the Self-Provided AS from capacity that is otherwise contracted to offer
4 Energy prevents Energy from that resource to be used to resolve a local (non-
5 competitive) constraint. This is a local Energy Bid insufficiency caused by Self-
6 Provided AS. If the LAP Load is curtailed in Pre-IFM Pass 2 (where there is no
7 Bid-in Load), the CAISO will treat Self-Provided AS from resources under
8 contract obligation to offer as conditional to allow their Energy Bids (submitted or
9 Default as the case may be) to resolve the local constraint. The AS Bid price for
10 such conditional AS capacity will be set to the AS Bid floor to maximize the
11 chances of this capacity to be used for AS in the Energy AS co-optimization
12 process. The CAISO will then re-run the Pre IFM. To the extent the conditionally
13 Self-Provided AS capacity is selected in the re-run of the Pre-IFM (i.e., not used
14 for Energy), its Self-Provided AS status will be restored. The portion of the
15 initially Self-Provided capacity that was incremented for Energy in Pre-IFM Pass
16 2 will be disqualified as Self-Provided AS and its Energy will be mitigated to the
17 extent determined in the re-run MPM-RRD.

18

19 **Q: Please explain how the second step of the above verification process will work**

20 A: Relative priorities of enforcing transmission constraints or serving firm (vertical)
21 Demand are “tuned” in the MRTU software. Moreover, transmission constraints
22 enforced under the base case condition are tighter than those under contingency

1 cases considered in the Security-Constrained Unit Commitment (SCUC).
2 Relaxing the base case constraint to the less restrictive contingency constraint for
3 the constraining local transmission path, may be operationally admissible since
4 these constraints are not subject to the same level of scrutiny as the more
5 important transmission corridors. Such adjustments will be made only to the
6 extent needed to avoid LAP level Load curtailment in Pre-IFM Pass 2.

7

8 **Q: Please explain how the third step of the above verification process will work**

9 A: The third step is based on the recognition that fixed LDFs are responsible for
10 large amounts of LAP level Load reduction due to small local Supply deficiencies.
11 So the idea here is to allow some freedom for Load in different parts of the LAP
12 to be adjusted within the confidence limits of the LDFs. The day-ahead LDFs are
13 based on historical Loads patterns compiled by the State Estimator and smoothed
14 over time for the relevant day type and time of use. In fact, the LDFs used in
15 HASP/Real-time may be different from Day-Ahead LDFs because they are based
16 on the most recent State Estimator runs at the time. So it is reasonable to allow
17 some freedom within the confidence interval of the Day-Ahead LDFs. When such
18 adjustments are made, the prices at the nodal or sub-LAP level should not fall
19 below the cap, if there is true local Supply scarcity.

20

21 The MRTU software in Release 1 will not be equipped to automatically
22 accomplish this step 3. However, the CAISO, in collaboration with the

1 Department of Market Monitoritng, is continuing to develop processes that will
2 allow it to implement this last step, if or when it is needed. Such proceses would
3 include monitoring and corrective measures through the use of non-production
4 data processing routines or tools relying on data from the production software.
5

6 **Q: How likely is the phenomenon illustrated in your example to occur in**
7 **practice?**

8 A: The phenomenon of LAP Load reduction and very high LMPs illustrated in the
9 previous example is likely to occur in the case of local Supply Bid insufficiency
10 in conjunction with local transmission derates. However, such an outcome will be
11 highly unlikely if there is strong physical local Resource Adequacy.
12

13 **Q: Will the charges to the Load in the previous example cover payment to the**
14 **Generators in that example, despite the high Generation LMPs?**

15 A: Yes. The difference between the charges to the Load and payment to the
16 Generators in the previous example represents the Congestion rent. In this
17 example, Load pays $\$500 \times 17,000 = \$8,500,000$; Generation is paid $\$9,620 \times 400 +$
18 $\$20 \times 16,600 = \$4,180,000$, and the difference, $\$4,320,000$, is exactly equal to the
19 shadow price of the transmission constraint multiplied by the line flow. The
20 shadow price of the constraint in this case is $\$9,600$ the line flow is 450 MW, and
21 $\$9,600 \times 450 = \$4,320,000$.
22

1 **Q: Do transmission losses impact the LMPs?**

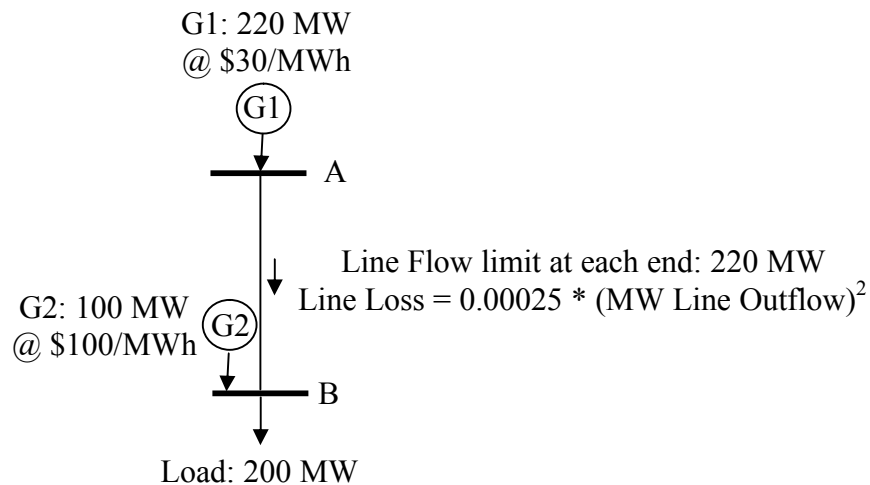
2 A: Yes. In the above examples, the transmission lines were assumed to operate
3 without losses in order to simplify the computations. Transmission Congestion
4 was the only factor in these examples that contributed to the difference in the
5 LMP. Transmission losses can result in LMP differences with or without
6 transmission Congestion.

7
8 **Q: Could you illustrate how transmission losses result in LMP differences
9 without any transmission Congestion being present?**

10 A: Yes.

11
12 **Example III.5:**

13 Consider the following simple two-node, one-line network, with Generation at
14 nodes A and B, and Load at node B.



1

2 Generation capacities and Bids are $G1=220$ MW Bid @ \$30/MWh at node A and
3 $G2=100$ MW Bid @ \$100/MWh at node B. The Load at node C is 200 MW and is
4 Self-Scheduled (price taker). Assume the line from node A to node B is
5 unconstrained (has a rating exceeding 210 MW in this example) and its
6 transmission losses are given by the formula $0.00025 * P^2$, where P is the outflow
7 of the line (*i.e.*, line flow as measured at the receiving terminal of the line).

8

9 With the above data, if all Load is served from the cheaper Generation G1, there
10 will be transmission losses of $0.00025*(200)^2 = 10$ MW. In that case G1 must
11 generate 210 MW to both the serve the Load and provide for losses. The cost
12 $\$30*210= \$6,300$ is far less than serving the Load from more expensive Supply
13 G2 (which would entail no transmission losses, but would cost
14 $\$100*200=\$20,000$).

15

16 The LMP at node A is obviously \$30/MWh because that is the cost of serving one
17 MW of incremental Load at A. Regarding node B, we note that an increase of 1
18 MW of Load at node B entails more than 1 MW incremental Generation from G1.
19 In fact, changing the Loads from 200 MW to 201 MW and serving it all from G1,
20 increases the transmission losses from 10 MW to $0.00025*(201)^2 = 10.1$ MW.
21 Thus to serve more MW of Load at node B from G1 requires an incremental
22 Generation of 1.1 MW at the cost of $\$30*1.1=\33 (which is still cheaper than

1 serving the increment of Load from G2, with no increase in losses, at the cost of
2 \$100 MW). Thus the LMP at node B is \$33/MWh.

3

4 **Q: Will the CAISO pay the Supply and charge the Load based on these LMPs?**

5 A: Yes. In the case just discussed, G1 will be paid $\$30 \times 210 = \$6,300$, and the Load
6 will be charged $\$33 \times 200 = \$6,600$. The difference between the net charges and
7 payments is $\$6,600 - \$6,300 = \$300$.

8

9 **Q: Why is there net collection, *i.e.*, what is the reason for the \$300 difference
10 between charge to Load and payment to Generators?**

11 A: This is due to the fact that Marginal Losses are higher than average losses. In the
12 above example, the increase in transmission losses caused by serving an
13 additional 1 MW increment of Load was computed as 0.1 MW. This is an
14 incremental (marginal) transmission loss of 10%. However, the average loss on
15 line A-C is $10 \text{ MW} / 200 \text{ MW} = 5\%$.

16

17 **Q: What does the CAISO do with the surplus resulting from the difference
18 between marginal and average loss charges?**

19 A: The CAISO will allocate these surplus amounts to Scheduling Coordinators
20 during the relevant time periods based on metered CAISO Demand plus Real-
21 Time Interchange export schedules (“Measured Demand”).

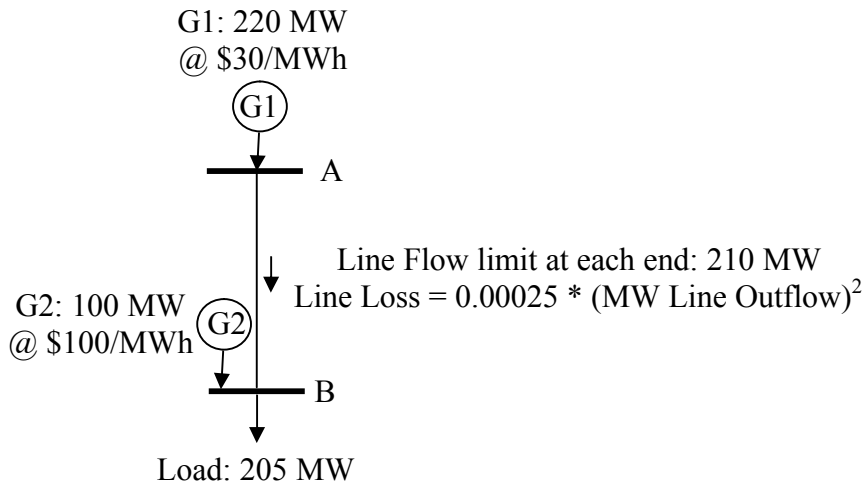
22

1 **Q: In the above example you assumed that there was no Congestion on the**
 2 **transmission line. Can you illustrate the computation of LMPs with both**
 3 **transmission Congestion and losses present?**

4 A: Yes.

6 **Example III.6:**

7 Assume that in Example III.5, the rating of the line from A to B is changed to 210
 8 MW at each end, and the Load is 205 MW.



17 In the absence of the transmission constraint, the 205 MW of Load could be
 18 served by G1. However, that would require $205 + 0.00025 \cdot (205)^2 = 215.5$ MW
 19 from G1, which exceeds the 210 MW of line flow limit. The least cost solution,
 20 enforcing the transmission constraint, is to schedule G1 at 210 MW and G2 at 5
 21 MW. Note that with G1 scheduled at 210 MW, the outflow on line A-B at B is
 22 200 MW (and the losses are $0.00025 \cdot (200)^2 = 10$ MW as before). Thus 210 MW

1 from G1 serves 200 MW of the Load (plus 10 Mw of losses) and the remaining 5
2 MW of Load is served from G2.

3 The resulting LMPs are \$30/MWh at A and \$100/MWh at B. The payments and
4 charges are thus:

- 5 • Payment to G1: $\$30 \times 210 = \$6,300$
- 6 • Payment to G2: $\$100 \times 5 = \500
- 7 • Charge to Load: $\$100 \times 205 = \$20,500$
- 8 • Net collection by the CAISO: $20,500 - (\$6,300 + \$500) = \$13,700$.

9

10 **Q: How does the CAISO determine what portion of the \$13,700 is due to**
11 **Congestion and what portion due to Marginal Loss surplus?**

12 A: This is done by breaking down the LMPs into system Energy, Congestion and
13 Marginal Loss components. I will discuss this process in detail in the following
14 section.

15

16 **B. Components of LMPs**

17 **Q. In your previous response, you stated that LMPs are made up of three**
18 **components. What are the three components?**

19 A. The LMP at any given node may be broken down into three components, namely:

- 20 • System Marginal Energy Cost component (“MEC”);
- 21 • Marginal Congestion Cost component (“MCC”), and
- 22 • Marginal Loss Cost component (“MLC”)

1

2 **Q. Please explain the System Marginal Energy Cost component, and describe**
3 **how it is determined.**

4 A. For the sake of conceptual simplicity, the System Marginal Energy Cost (MEC)
5 can be thought of as the marginal cost of serving Load (*i.e.*, the \$/MWh cost of
6 serving the next incremental MW of Load) anywhere on the system in the absence
7 of Congestion and losses. This is, however, not correct technically. What is
8 correct is the fact that the MEC is the same for all nodes in the network. In a
9 more technical sense, the System Marginal Energy Cost is the sensitivity of the
10 power balance constraint at the optimal solution. The power balance constraint
11 ensures that the physical law of conservation of Energy (the sum of Generation
12 and imports equals the sum of Loads, exports and transmission losses) is
13 accounted for in the network solution. Because transmission losses are not known
14 before determining the least cost solution, a so-called “slack” or “reference bus”
15 is designated in the network solution to absorb any positive or negative power
16 mismatch. Once the slack bus is selected, the LMP at that bus becomes the
17 System Marginal Energy Cost. The Marginal Loss and Congestion components
18 are zero at the slack bus.

19

20 **Q. How is the slack bus determined?**

21 A. There is no universal rule that determines the selection of the slack bus. The slack
22 bus may be designated as a single node or a collection of nodes. The usual

1 choices are a Generation node (with a large Generation capacity), the set of
2 Generation nodes (referred to as distributed Generation slack), or the set of Load
3 nodes (referred to as distributed Load slack). If a distributed slack option is
4 selected, then the contribution of different nodes in the set to power balance
5 mismatch correction is specified by the so-called “distribution factors.” The use
6 of distributed slack is now an industry standard, and thus for MRTU the
7 distributed slack option will be employed.

8

9 **Q. What is the significance of the choice of the slack bus?**

10 A. The choice of the slack bus does not impact the LMPs, but does impact the
11 repartition of the LMPs into the three components mentioned above.

12

13 The System Marginal Energy Cost is the same for all nodes in the network. When
14 the LMPs are different at two nodes, such difference is due to the Marginal Loss
15 and Marginal Congestion components of the LMPs.

16

17 Another way of viewing the System Marginal Energy Cost is as the price
18 associated with transmission losses. To understand this concept, note that the
19 algebraic sum of all MW injections (Supply and Demand at various nodes)
20 system-wide is exactly equal to transmission losses. Thus, if all Energy purchases
21 and sales were to be settled at the System Marginal Energy Cost, the result would
22 be a net deficit for the CAISO equal to the MWh of losses multiplied by the

1 System Marginal Energy Cost. This is in contrast to the outcome of settlement
2 based on full LMPs, wherein the Marginal Loss components of the LMPs results
3 in a net collection by CAISO. However, because both the System Marginal
4 Energy Cost and the Marginal Loss components of the LMPs depend on the
5 choice of the slack bus, both the cost of losses and the marginal cost of losses are
6 not meaningful in absolute terms. They can only be compared relative to each
7 other on a system-wide basis.

8

9 **Q. What is the Marginal Congestion Cost component of LMPs?**

10 A. The Marginal Congestion Cost (MCC) at a node indicates how much the system-
11 wide Congestion cost would change as a result of an incremental Load
12 consumption at the node served from the reference or slack bus.

13

14 **Q. Please describe how the Marginal Congestion Cost component of the LMPs is**
15 **computed.**

16 A. The Marginal Congestion Cost of the LMP at a given node is a linear combination
17 of the shadow prices of all binding transmission constraints in the network, each
18 multiplied by the negative of the corresponding Power Transfer Distribution
19 Factor (PTDF), also known as the Shift Factor. The Shift Factor of a node with
20 respect to a transmission path (and direction on the path) measures the change in
21 the power flow through the path (positive or negative with respect to the

1 designated direction on the path) as a result of a 1 MW incremental injection at
2 the node balanced by incremental change of Load at the reference (slack) bus.

3

4 **Q. Can you provide an example to illustrate Marginal Congestion Cost**
5 **computation?**

6 A. Yes. In doing so, I will revisit my first example (Example III.1):

7 We have already seen an example of shift factors in that example. Although not
8 explicitly stated, the assumptions used in that example resulted in node C
9 operating as the reference or slack bus. We computed the shift factors of nodes A
10 and B with respect to line A-C (in the direction of A to C) as $2/3$ and $1/3$
11 respectively. The shift factor for node C is 0 because there is no change in the
12 flow on any path if 1 MW is injected and withdrawn at node C.

13

14 In Example III.1, there was one binding transmission constraint (line A-C) with a
15 shadow price of $3 * (\$50 - \$30) = \$60/\text{MWh}$. This is the value of the shadow price
16 because an increase of 1 MW in the transmission capacity of line A-C (or
17 relaxation of the constraint by 1 MW) would allow for the substitution of 3 MW
18 of the more expensive G2 Generation (@ \$50/MWh) with 3 MW from the less
19 expensive G1 Generation (@\$30/MWh). With node C as the slack bus, the
20 Marginal Congestion Cost components (MCC) of the LMPs are thus \$0/MWh at
21 C, $-2/3 * \$60 = -\$40/\text{MWh}$ at node A and $-1/3 * \$60 = -\$20/\text{MWh}$ at node B.

22

1 Because the LMP at node C is \$70/MWh, the System Marginal Energy Cost
2 component (MEC) is \$70/MWh for all nodes. The Marginal Loss Cost
3 components (MLC) are \$0, because losses were ignored in Example III.1. Note
4 that the sum of the three components at each node equals the LMP at that node:
5 \$70-\$40+\$0 = \$30 for node A, \$70-\$20+\$0=\$50 for node B, and \$70+\$0+\$0 =
6 \$70 for node C.

7

8 **Q. Is the Marginal Congestion Cost component always positive?**

9 A. No. The Marginal Congestion Cost component may be positive or negative
10 depending on whether incremental power consumption at the relevant node
11 marginally increases or decreases the Congestion on the congested path(s). The
12 choice of the reference (slack) bus, based on which shift factors are determined,
13 may impact not only the magnitude, but also whether the Marginal Congestion
14 Cost component of the LMP at a given node is positive or negative. However, if
15 transmission losses are ignored, the Congestion cost associated with the injection
16 at a node and withdrawal of the same quantity of power at a different node is
17 generally not impacted by the change in the reference (slack) bus or the
18 magnitude and sign of the individual shift factors.

19

20 **Q. Can you provide an example to help demonstrate this?**

21 A. Certainly.

22

1 **Example III.7:**

2 Consider Example III.1 again. Let us choose node B as the reference bus this
 3 time. To compute the shift factor of line A-C for Node A, note that a 1 MW
 4 injection at node A withdrawn at the reference bus (node B) would result in a
 5 flow of 1/3 MW on line A-C in the reference direction (A to C). Similarly, a 1
 6 MW injection at node C withdrawn at node B would result in a flow of 1/3 MW
 7 on line A-C in the opposite direction to the reference direction (A to C). Thus, the
 8 shift factors of line A-C with node B as reference are +1/3 for node A and -1/3
 9 for node C. The following table summarizes the shift factors for line A-C
 10 assuming different choices of the slack bus:

11
 12 Line A-C Shift Factors with Different Choices of Slack Bus

	Node A SF	Node B SF	Node C SF
Node A Slack	0	-1/3	-2/3
Node B Slack	1/3	0	-1/3
Node C Slack	2/3	1/3	0

13
 14 With node B as the slack bus, the MEC is \$50/MWh, and the MCCs are $MCC_A =$
 15 $-1/3 * \$60 = -\20 , $MCC_B = \$0$, and $MCC_C = -(-1/3) * \$60 = +\20 .

16
 17 The following Table summarizes the MEC and MCC components of the LMPs
 18 given the three different choices for the slack bus:

19
 20

1

LMP Components with Different Choices of Slack Bus

	MEC	MCC _A	MCC _B	MCC _C
Node A Slack	\$30	\$0	+\$20	+\$40
Node B Slack	\$50	-\$20	\$0	+\$20
Node C Slack	\$70	-\$40	-\$20	\$0

2

3 Note that the MCCs change in both magnitude and sign with the change in the
 4 selection of the slack bus. However, the difference between the MCCs at any two
 5 nodes remains unchanged. For example, $MCC_B - MCC_A = +\$20/\text{MWh}$ regardless
 6 of the choice of the slack bus. Note, however, that this outcome is valid only in
 7 the absence of Marginal Losses. The difference between MCCs at two nodes may
 8 change with the selection of a different slack bus when both Congestion and
 9 losses are present.

10

11 Note also that the sum of the LMP components at each node is equal to the LMP
 12 at that node regardless of the choice of the slack bus. In this scenario, the MLCs
 13 are \$0 because the network in Example III.1 was assumed to be lossless.

14

15 **Q. What is the Marginal Loss Cost component, and how is it determined?**

16 A. The Marginal Loss Cost at a node reflects the marginal cost of transmission losses
 17 associated with serving an increment of Load at that node. It is computed as the
 18 System Marginal Energy Cost multiplied by the Marginal Loss factor at that node.
 19 The Marginal Loss factor at a node is the incremental change in the quantity
 20 (MW) of transmission losses in the network for serving an increment of Load at

1 the node from the slack bus (or busses). This is the case because the slack bus
2 picks up the power balance mismatches and the System Marginal Energy Cost
3 reflects the cost of Energy associated with the losses, as explained earlier.

4

5 **Q. Is the Marginal Loss Cost component of the LMP always positive?**

6 A. No. The Marginal Loss Cost (MLC) may be positive or negative depending on
7 whether incremental power consumption at the relevant node marginally increases
8 or decreases transmission losses. Also, the choice of the slack bus (or busses)
9 may impact not only the magnitude, but also the sign, of the Marginal Loss Cost
10 component of the LMP at a node. For example, as I stated earlier, the Marginal
11 Loss Cost component of the LMP is \$0 at the slack bus. If a different node is
12 selected as the slack bus, the Marginal Loss Cost component of the LMP at the
13 former node may no longer be \$0 (*i.e.*, it may now be either positive or negative
14 depending on the choice of the new slack bus).

15

16 **Q. Could you please provide an example demonstrating how the Marginal Loss**
17 **Cost component is determined?**

18 A. Yes. Let us consider Example III.5, as discussed earlier.

19

20 Although I did not specifically say so, the situation presented in that Example
21 assumed that node A was the reference bus for purposes of determining Marginal
22 Losses. The MLC at node A is thus \$0, and the MEC is \$30/MWh. As we

1 computed there, serving an incremental Load at node B from the reference (slack)
2 node A would increase the transmission losses by 0.1 MW, thus the Marginal
3 Loss factor for node B is 10%, and the MLC for node B is 10% of the MEC, i.e.,
4 $\$30 \times 10\% = \$3/\text{MWh}$. Note that there was no Congestion in Example III.5.
5 Therefore, the MCCs are \$0 for both nodes. The LMP at each node (\$30 at node
6 A and \$33 at node B) is the sum of the MEC and the respective nodal MLC.

7

8 **Q. What is the significance of the Marginal Loss Cost component of the LMPs?**

9 A. Assume that Supply and Demand were both charged and paid based only on the
10 Marginal Loss Cost components of their respective LMPs. Although, due to
11 transmission losses, the quantity (MW) of Supply is more than Demand (due to
12 transmission losses), the net system-wide collection by the CAISO resulting from
13 such a hypothetical settlement would be positive, and in fact would exceed the
14 deficit that the CAISO would incur as a result of paying for losses at the System
15 Marginal Energy Cost price described earlier. This means that if the Marginal
16 Congestion Cost component of the LMPs were ignored, and Supply and Demand
17 were paid and charged only the sum of the System Marginal Energy Cost price
18 plus their respective Marginal Loss Cost LMP components, there would be a net
19 collection by the CAISO, which is referred to as the Marginal Loss surplus
20 revenue.

21

22

1 **Q. Please describe why there are Marginal Loss surplus revenues.**

2 A. Transmission losses change roughly quadratically with power flow through a
3 transmission path. Therefore, Marginal Losses are roughly twice average losses.
4 Because the Marginal Loss Cost component of the LMP at a node is the System
5 Marginal Energy Cost multiplied by the Marginal Loss factor at that node, the
6 Marginal Loss surplus revenues exceed the average costs associated with
7 transmission losses by an almost 2:1 ratio.

8

9 **Q. Can you provide an example demonstrating how Marginal Loss surplus**
10 **revenues are computed?**

11 A. Yes. In Example III.5, we computed the Marginal Loss surplus (\$300) for a
12 simple case where there was no Congestion present. For the more complicated
13 case of Example III.6 where there are both Congestion and losses, we computed
14 the total surplus (\$13,700) due to Congestion and losses, but did not attempt to
15 partition this amount into its congestion and Marginal Loss surplus components.
16 We will do that here.

17

18 **Example III.8:**

19 We will use the network and price data used in Example III.6 to illustrate the
20 following facts:

- 21
 - Although the choice of the slack bus for partitioning the LMPs does not
- 22 change the LMPs, it does change the LMP components.

- 1 • The choice of the slack bus does not change the sum of the total
2 Congestion rents and the Marginal Loss surplus system-wide. Thus, in the
3 absence of Congestion, the system-wide Marginal Loss surplus does not
4 depend on the choice of the slack.
- 5 • The choice of the slack may impact the apportioning of the total surplus
6 (Congestion rents plus Marginal Loss surplus) between Congestion rents
7 and Marginal Losses.

8

9 Let us re-visit Example III.6, and consider two cases, one with node A and the
10 other with node B as the reference (slack) bus. Note that the LMP at node A is
11 \$30/MWh and the LMP at node B is \$100/MWh. The Generation and Load
12 quantities are $G_1 = 210$ MW at node A, $G_2 = 5$ MW at node B and Load = 205
13 MW at node B. Thus the total injection at node A is 210 MW, the net Load at
14 node B is 200 MW, and the losses are 10 MW. The repartitioning of the LMPs
15 into the MEC, MCC, and MLC components depends on the choice of the slack
16 bus.

17

18 ***Case 1: LMP Components and Marginal Loss Surplus with Node A as the***
19 ***Reference (Slack) Bus***

20 With node A as the reference, the system-wide component of the LMPs is
21 \$30/MWh, and the Congestion and Marginal Loss Cost components at A are both
22 \$0. The Marginal Loss factor for node B is 10%, as stated earlier, and the MLC of

1 B is $\$30 * 10\% = \$3/\text{MWh}$, which means the MCC at B is $\$100 - \$30 - \$3 =$
 2 $\$67/\text{MWh}$.

3 The LMP components are as shown below:

Node	MEC	MCC	MLC	LMP (total)
A	\$30	\$0	\$0	\$30
B	\$30	\$67	\$3	\$100

4
 5 The charges and payments by the CAISO may be repartitioned based on the MEC,
 6 MCC, and MLC components of the LMPs as shown in the following table
 7 (charges are positive and payments negative). For instance, as shown in the first
 8 row the Supply at node A is paid for 210 MW at the MEC rate of $\$30/\text{MWh}$. This
 9 is a payment (negative) of $\$30 * 210 = \$6,300$; similarly the net Load of 200 MW at
 10 node B is charged at the MEC rate, for a net charge of $\$30 * 200 = \$6,000$.

11

	Node A (Supply of 210 MW)	Node B (net Load of 200 MW)	Total
Energy	-\$6,300	\$6,000	-\$300
Congestion	\$0	\$13,400	\$13,400
Marginal Loss	\$0	\$600	\$600
Total	-\$6,300	\$20,000	\$13,700
Marginal Loss Surplus	-	-	\$300

12

13 The As I explained previously, the Marginal Loss surplus can be computed in one
 14 of two ways (1) by subtracting the Congestion rents from the total surplus,

1 \$13,700 - \$13,400 = \$300; (2) by subtracting the total payment for average losses
2 (at the MEC rate) from total charges Marginal Losses. $\$600 - (\$300)^2 = \$300$.

3

4 ***Case 2: LMP Components and Marginal Loss Surplus with Node B as the***
5 ***Reference (Slack) Bus***

6 With node B as the reference, the system-wide component of the LMPs is
7 \$100/MWh, and the Congestion and Marginal Loss components at B are both \$0.

8 The Marginal Loss factor for node A is -10%, because serving 1 MW incremental
9 Load at A from B would reduce the flow on line A-B and thus reduce the
10 transmission losses by approximately 0.1 MW (10%). Therefore, the MLC of A
11 is $\$100 * (-10\%) = -\$10/\text{MWh}$, which means the MCC at A is $\$30 - (\$100) - (-\$10)$
12 = - \$60/MWh.

13

14 The LMP components are therefore as follows:

Node	MEC	MCC	MLC	LMP (total)
A	\$100	-\$60	- \$10	\$30
B	\$100	\$0	\$0	\$100

15

16 The charges and payments by the CAISO repartitioned based on the MEC, MCC,
17 and MLC components of the LMPs are shown in the following table:

18

² As stated before the payment for average losses at the MEC rate is the same as the system-wide Energy revenue collection at the MEC rate (first row of the table). In fact the multiplying the losses (10 MW) by the MEC, we get \$300, with a negative sign (payment), which is the same as the net collection (-\$300) in the first row of the table.

	Node A (Supply of 210 MW)	Node B (net Load of 200 MW)	Total
Energy	-\$21,000	\$20,000	-\$1,000
Congestion	\$12,600	\$0	\$12,600
Marginal Loss	\$2,100	\$0	\$2,100
Total	-\$6,300	\$20,000	\$13,700
Marginal Loss Surplus	-	-	\$1,100

1

2

3 **Q. Although their sum is not changed, your example shows that the choice of the**
 4 **Reference Bus impacts the net system congestion revenues and the Marginal**
 5 **Loss surplus individually. Doesn't that mean that by changing the slack or**
 6 **Reference Bus the Congestion Revenues paid to CRRs may be impacted?**

7 A. Yes. But I must explain this point further. The illustrations above were based on
 8 the use of a single slack bus. The derivations presented above were also simplified
 9 for ease of understanding, but the results do indicate the outcome of many
 10 commercially available software programs used to compute LMPs and the LMP
 11 components. As stated earlier, it is now an industry standard to use distributed
 12 slack, and that is also the approach the CAISO has adopted for its LMP
 13 computations. However, even with a distributed slack, if the distribution factors
 14 are changed, the same kind of outcome observed above (change of Congestion
 15 and Marginal Loss revenues relative to each other as a result of the change of the
 16 slack bus) may result, although the impact would be much smaller. The CAISO

1 and its vendor are currently studying a new approach reported in the literature³
2 that appears to retain the Congestion components of the LMPs invariant to the
3 change of the slack distribution factors, and thus render the Congestion revenues
4 independent of such choice. The initial review of this method, however, indicates
5 that to achieve this result another set of factors, “loss distribution factors”, are
6 kept fixed. Now changing these “loss distribution factors” may have a similar
7 effect as changing the slack bus distribution factors in the convectional industry
8 approach. At any rate, the CAISO will be using a state of the art approach to
9 insure stability of the LMP Congestion components that are the basis on which
10 CRRs are settled, and ETC/TOR and Converted Rights Congestion charges are
11 reversed.

12

13 **Q. How does CAISO propose to distribute Marginal Loss surpluses?**

14 A. Marginal Loss surpluses are accrued both in the Day-Ahead IFM market and in
15 the HASP/Real-Time market. Pursuant to the filed MRTU design, the Marginal
16 Loss surplus associated with HASP/Real-Time Congestion is included in the
17 Imbalance Energy Offset, and allocated to Measured Demand (*i.e.*, metered
18 CAISO Demand plus Real-Time interchange export schedules.

³ Eugene Litvinov, Tongxin Zheng, Gary Rosenwald, and Payman Shamsollahi; “Marginal Loss Modeling in LMP Calculation”; IEEE Transactions on Power Systems, Vol. 19, No. 2, May 2004.

1 With respect to the Marginal Loss surpluses associated with the IFM, the CAISO
2 initially proposed to deposit these Marginal Loss surpluses along with the IFM
3 Congestion revenues in the CRR Balancing Account. To the extent funds were
4 left in the CRR Balancing Account at the end of the annual CRR cycle, that
5 balance would be paid to the PTOs to reduce the Transmission Access Charge
6 (TAC) and the Wheeling Access Charge (WAC). This proposal was approved by
7 the Commission in its October 28, 2003 Order, *California Independent System*
8 *Operator Corporation*, 105 FERC ¶ 61,140 at P 77 (2003), and in its June 17,
9 2004 Order (*California Independent System Operator Corporation*, 107 FERC ¶
10 61,274 at P 146 (2004).

11
12 At the MRTU stakeholder meetings held in Summer2005, however, many
13 stakeholders expressed dissatisfaction with this approach. The main objection
14 came from entities who were not beneficiaries of the CRR Balancing Account
15 (primarily the ETC and TOR holders). Others noted concern with the long time
16 delay between the assessment of Marginal Loss charges and the ultimate true-up
17 through TAC/WAC reduction by virtue of the funds left over in the CRR
18 Balancing Account at the end of the year.

19
20 In response to this feedback, the CAISO revised its initial proposal, and now
21 proposes to allocate the Marginal Loss surpluses to Control Area Metered
22 Demand, in the same manner as it will allocate the HASP/Real-Time Marginal

1 Loss surpluses. This proposal will satisfy the concerns expressed by stakeholders
2 because it will result in all Scheduling Coordinators (including ETC/TOR
3 holders) receiving a share of the refunds for excess losses, and those refunds will
4 be distributed faster and more frequently.

5

6 **Q. Were there any other concerns raised by stakeholders with respect to the**
7 **allocation of Marginal Loss surpluses?**

8 A. Yes. Several entities expressed a desire for the CAISO to individually compute
9 and rebate their Marginal Loss surpluses. The CAISO, however, does not believe
10 that this alternative is appropriate, for the following reasons. The following
11 example demonstrates this problem even in the simple case where there is no
12 congestion.

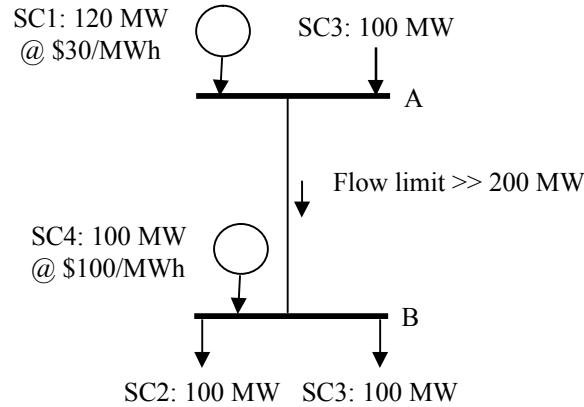
13

14 **Example III.9:**

15 Consider our earlier Example III.5 gain. Assume the line from A to B is
16 unconstrained and its transmission losses are given by the formula $0.00025 * P^2$,
17 as stated in that example. Assume there are four Scheduling Coordinators:

- 18 • SC1 submits Supply Bid of 120 MW @ \$30/MWh at A.
- 19 • SC2 submits 100 MW of Load at B as price taker.
- 20 • SC3 submits 100 MW injection at A and 100 MW of Load at B both as price
21 takers (balanced schedule).
- 22 • SC4 submits Supply Bid of 100 MW @ \$100/MWh at B.

1
2
3
4
5
6
7
8
9
10
11
12
13
14
15
16
17
18
19



With the above data, all Supply is Dispatched from SC1's Generation (which is scheduled at 110 MW); SC4's Supply is not Dispatched. There is no congestion, and the losses are $0.00025 \cdot (200)^2 = 10$ MW. As in Example III.5, the LMPs at nodes A and B are \$30/MWh and \$33/MWh respectively. The system-wide \$ amount of surplus due to Marginal Loss pricing is: $\$33 \cdot 200 - \$30 \cdot 210 = \$300$. Since the total LMPs are independent of the choice of the reference, in the absence of congestion this surplus \$ amount is also independent of the choice of the reference bus for determining Marginal Loss components of the LMPs. However, the presumption as to which SC was overcharged and by how much depends on the choices of the reference as shown below.

1 ***Case 1: Marginal Losses and Marginal Loss Payments with A as the Reference***

2 With node A as the reference, the system-wide component of the LMPs is
3 \$30/MWh, and since there is no congestion, the congestion components of the
4 LMPs are \$0. The LMP components are as shown below:

Node	LMP (sys)	LMP (cong)	LMP (loss)	LMP (total)
A	\$30	\$0	\$0	\$30
B	\$30	\$0	\$3	\$33

5
6 The total payments and presumed payments for Marginal Losses by different SCs
7 are:

SC	MW Withdrawal at A	MW Withdrawal at B	Total Charge to the SC	Presumed Marginal Loss Charge to the SC
SC1	-110	0	- \$3,300	\$0
SC2	0	100	\$3,300	\$300
SC3	-100	100	\$300	\$300
SC4	0	0	\$0	\$0
Total	-210	200	\$300	\$600

8
9 The cost of average losses is $\$30 \times 10 = \300 (priced at the System Marginal
10 Energy Cost, MEC, of \$30/MWh). The total net Marginal Loss revenue is \$600,
11 and the Marginal Loss surplus is $\$600 - \$300 = \$300$.

13 ***Case 2: Marginal Losses and Marginal Loss Payments with B as the Reference***

14 With node B as the reference, the system-wide component of the LMPs is
15 \$33/MWh, and since there is no congestion, the congestion components of the
16 LMPs are \$0. The LMP components are as shown below:

Node	LMP (sys)	LMP (cong)	LMP (loss)	LMP (total)
A	\$33	\$0	-\$3	\$30
B	\$33	\$0	\$0	\$33

1

2 The total payments and presumed payments for Marginal Losses by different SCs
3 are:

SC	MW Withdrawal at A	MW Withdrawal at B	Total Charge to the SC	Presumed Marginal Loss Charge to the SC
SC1	-110	0	- \$3,300	\$330
SC2	0	100	\$3,300	\$0
SC3	-100	100	\$300	\$300
SC4	0	0	\$0	\$0
Total	-210	200	\$300	\$630

4

5 The cost of average losses is now $\$33 \times 10 = \330 (priced at the System Marginal
6 Energy Cost, MEC, of $\$33/\text{MWh}$). The total net Marginal Loss revenue is $\$630$,
7 and the Marginal Loss surplus is $\$630 - \$330 = \$300$.

8 This example demonstrates that although the total system-wide Marginal Loss
9 surplus ($\$300$) is independent of the choice of the Reference Bus, assignment of
10 Marginal Loss charges to individual SCs depends on the choice of the reference
11 and is thus arbitrary. In the above example, SC1 was presumed to have been
12 charged $\$0$ for Marginal Losses when A was used as reference, but $\$330$ when B
13 was used as reference. Similarly, SC2 was presumed to have been charged $\$300$
14 for Marginal Losses when A was used as reference, but $\$0$ with B as reference.

15

16

17

1 **Q. The above example shows that SC3 has a balanced schedule that has the**
2 **same Marginal Loss charge regardless of whether node A or B is used as a**
3 **reference. Why couldn't the CAISO reimburse the Marginal Loss of those**
4 **SCs that submit balanced schedules?**

5 A. Your observation that SC3's Marginal Loss payments are not dependent on the
6 choice of the Reference Bus is correct in this case. However, please note two
7 points: (1) this is correct in the absence of congestion, but not true in the presence
8 of congestion; but more importantly: (2) it is not clear how much SC3 is
9 contributing to the average losses. If you assume SC1 and SC3 had their
10 schedules first, their contribution to average losses was $0.00025 \times (100)^2 = 2.5$ MW,
11 leaving the responsibility for the remaining $10 - 2.5 = 7.5$ MW of losses for SC3.
12 However, if SC3 is assumed to have had its schedule first, its loss responsibility
13 would have been 2.5 MW only. In each case the product of the loss quantity times
14 the System Marginal Energy Cost would represent the average loss charge to SC3.
15 For example, with A as reference, assuming SC3's schedule first, its presumed
16 charge for average losses would be $\$30 \times 2.5 = \75 . Since its Marginal Loss
17 payment was \$300, its surplus payment would be computed as $\$300 - \$75 = \$225$.
18 However, assuming SC3's schedule last, its presumed charge for average losses
19 would be $\$30 \times 7.5 = \225 . Since its Marginal Loss payment was \$300, its surplus
20 payment would be computed as $\$300 - \$225 = \$75$. So there is no unique way of
21 determining the surplus it deserves based on its individual contribution to loss
22 payments. Even if a distributed bus were used as the reference and the Marginal

1 Losses of individual SCs were reimbursed, an equity issue would arise because
2 the impact would be borne by other SCs who would be paying Marginal Losses.

3

4 **Q. Couldn't a pro rata allocation of average losses resolve the problem you just**
5 **mentioned?**

6 A. In this simple case one may indeed agree on a pro rata allocation, allocating 50%
7 of losses (5 MW) to SC3. However such a scheme would not work if there are
8 two different SCs with balanced schedules in opposite directions on the line.
9 There would be an argument that one is reliving the flow and reducing the losses
10 and the other is exacerbating the losses. The ambiguity in allocating Marginal
11 Losses based on average losses is also the reason why the CAISO chose to
12 compute and allocate the Marginal Loss surplus system-wide, and did not choose
13 to allocate Marginal Loss surpluses on a more granular ("PTO") basis.

14

15 **C. Energy settlement based on Locational Marginal Prices**

16 **1. IFM Energy Settlement**

17 **Q. Is the IFM (and the Energy and Ancillary Service settlements that result**
18 **from the IFM) a financially binding market that is separate from the HASP**
19 **and the Real-Time Market?**

20 A. Yes. Under MRTU, the CAISO will have a two-settlement system, namely Day-
21 ahead and HASP/Real-Time. The accepted Day-Ahead IFM schedules will be
22 settled based on IFM prices. Changes from Day-Ahead IFM schedules will be

1 settled based on HASP prices for hourly (non-dynamic) System Resources
2 (Imports and Exports), and based on Real-Time prices for internal Generation and
3 Load.

4

5 **Q. Is the total system-wide IFM Energy cost charged to Demand the same as the**
6 **total system-wide IFM Energy payment to Supply?**

7 A. No. Demand pays not only for the Energy payments made to suppliers, but also
8 for the Congestion and Marginal Loss costs of transporting the Energy from
9 Supply to Demand locations.

10

11 **Q. Earlier, you mentioned uplift payments to generators for Minimum Load**
12 **Energy and Bids that may not be able to set the price. Are these uplifts**
13 **computed and settled in the Day-Ahead IFM?**

14 A. Not entirely. The uplift payments to a Generating Unit take into account both the
15 costs incurred and the revenues realized by that unit across all of the CAISO's
16 markets, namely the Day-Ahead IFM, RUC, and HASP/Real-Time. The uplift
17 payments are then repartitioned across the IFM, RUC, and HASP/Real-Time
18 Markets and allocated to Demand in IFM, HASP, and Real-Time pursuant to a
19 methodology based on the underlying cost causation. I will provide a more
20 detailed discussion of this allocation process in the subsequent section on Bid
21 Cost Recovery.

22

1 **2. Energy Settlement in HASP**

2 **Q. Is the Energy settlement in HASP for import and export Energy a financially**
3 **clearing market that is different from the IFM and Real-Time Markets?**

4 A. Yes.

5

6 **Q. Is it correct that only import and export Bids are considered in HASP in**
7 **determining HASP Energy prices for settlement?**

8 A. No. The HASP Energy prices (LMPs) are determined by taking into account both
9 hourly import/export Bids and the Bids from internal resources-- both the hourly
10 Bids from imports and exports and the Dispatch interval (5-minute) Bids from
11 internal resources may set the HASP LMPs. However, the HASP LMPs are used
12 for settling imports and exports only.

13

14 **Q. How are the HASP LMPs computed?**

15 A. The HASP LMP at every Scheduling Point is computed as the simple average of
16 the four 15-minute prices (LMPs) at each Scheduling Point computed
17 simultaneously at the pre-Dispatch time. The HASP LMPs are computed in this
18 manner because the CAISO uses 15-minute rather than hourly Load forecasts for
19 better accuracy in HASP.

20

21

1 **Q. You mentioned earlier that the LMP at a location is no less than the highest**
2 **accepted Supply Bid at that location and no higher than the lowest Demand**
3 **Bid at that location. Is this true for the 15-minute HASP prices in each 15-**
4 **minute interval?**

5 A. The Bids accepted in HASP are accepted for the whole hour. The 15-minute
6 prices computed for the relevant location (Scheduling Point) in HASP may
7 individually be higher or lower than the accepted hourly Bid price at that location,
8 but their simple hourly average will not be lower than the highest accepted hourly
9 Import Bid price and will not be higher than the lowest accepted hourly Export
10 Bid price at that location.

11

12 **Q. Since the import and export quantities in HASP are generally not equal,**
13 **there must be a surplus or deficit between payment to imports and charges to**
14 **exports. How is this shortfall or surplus accounted for?**

15 A. You are correct that there is a net collection or deficit as a result of Energy
16 settlement in HASP, not only because of differences in market-clearing quantities
17 of HASP import and export Energy, but also because of Congestion and losses.
18 The net surplus or deficit resulting from the HASP Energy settlement is combined
19 with any Real-Time Energy surplus (or deficit). The Congestion-related
20 component of the combined HASP/Real-Time settlement surplus is used to first
21 pay for any Congestion cost reversals associated with changes in balanced
22 ETC/TOR schedules (compared to IFM), and any remaining amount is allocated

1 to non-ETC/TOR Measured Demand (Loads and exports). The remaining
2 HASP/Real-Time surplus or deficit is the Imbalance Energy Offset, which is
3 allocated to Control Area Measured Demand, (including ETC/TOR Metered
4 Demand).

5

6 3. Energy Settlement in Real-Time

7 Q. How are Real-Time LMPs determined?

8 A. The LMPs in Real-Time are determined by the Real-Time Economic Dispatch
9 (RTED) process every 5 minutes for the Dispatch interval beginning 5 minutes
10 later, using the Security Constrained Economic Dispatch (SCED) methodology.
11 The RTED is targeted to meet the Imbalance Energy forecast for the Dispatch
12 interval in question at least cost using Real-Time incremental and decremental
13 Supplemental Energy Bids, while taking into account Congestion constraints,
14 transmission losses, the actual operating points of Generating Units (based on
15 telemetry), and the technical characteristics of Generating Units such as ramp rates,
16 forbidden operating zones, and other unit constraints.

17

18 Q. How are Real-Time LMPs used to pay suppliers in Real-Time?

19 A. The Real-Time settlement interval is 10 minutes. Thus, there are two 5-minute
20 LMPs at each location in each settlement interval. Resource-specific LMPs are
21 computed for Dispatchable resources, including internal Generation, dynamically
22 scheduled System Resources (Imports and Exports), and Dispatchable Loads.

1 Resource-specific LMPs are computed as the weighted average of the two 5-
2 minute LMPs at the resource location, where the weights are the MWh quantity of
3 Energy Dispatched in each of the two 5-minute Dispatch intervals. If there is no
4 Energy Dispatched from a resource in either of the two 5-minute Dispatch
5 intervals, the resource-specific LMP is the simple average of the two 5-minute
6 LMPs at the resource location.

7

8 **Q. How will Real-Time settlement work under MRTU?**

9 A. Real-Time settlement will occur in two parts. First, each resource is paid for its
10 Instructed Imbalance Energy (“IIE”) based on the CAISO’s Dispatch Instructions;
11 in other words, in the first part of the Real-Time settlement process, the amount of
12 Energy Dispatched by the CAISO is deemed delivered. Then, each resource is
13 charged or paid for its Uninstructed Imbalance Energy (“UIE”), *i.e.*, the
14 difference between its delivered quantity (metered quantity) and its amount of IIE.
15 Additionally, as I discuss in greater detail below, uninstructed Energy outside a
16 tolerance threshold may be subject to an Uninstructed Deviation Penalty (“UDP”),
17 if and when UDP is implemented.

18

19

20

21

1 **Q. Are the resource-specific LMPs just described used to calculate payments**
2 **and charges associated with both instructed and Uninstructed Deviations**
3 **(before applying any Uninstructed Deviation Penalty)?**

4 A. No. The resource specific 10-minute LMPs will be used for instructed Energy
5 settlement. Uninstructed Energy is settled in two tiers before applying any
6 applicable Uninstructed Deviation Penalty. The first tier consists of undelivered
7 Energy that was paid for as instructed Energy, and is charged a different price,
8 namely, the Uninstructed Imbalance Energy (UIE) price. The second tier consists
9 of uninstructed Overgeneration and is charged the simple average of the two 5-
10 minute prices at the resource location.

11
12 **Q. How is the UIE (first tier) rate computed?**

13 A. The Uninstructed Imbalance Energy (UIE) price is based on the \$/MWh rate the
14 resource was paid for its instructed Energy, including any Residual Imbalance
15 Energy, i.e., instructed Energy from Dispatch instructions issued in Dispatch
16 intervals outside the Settlement Interval. It is obtained by computing all payments
17 to the resource for instructed Energy other than Residual Imbalance Energy (RIE)
18 at the resource priced at the LMP of the resource and the payment for Residual
19 Imbalance Energy priced at the relevant (RIE) Bid price divided by the sum of the
20 respective quantities.

21

1 **Q. Can you provide an Example of Tiered Allocation of Uninstructed Imbalance**
2 **Energy?**

3 A. Yes.

4

5 **Example III.10:**

6 Consider a Generator with an IFM schedule of 120 MW in two successive hours,
7 and with no schedule change in HASP. Assume in the second Settlement Interval
8 of the second hour it has Residual Imbalance Energy from a Dispatch interval in
9 the previous hour, where its Bid price was \$80/MWh. The RIE MW target above
10 the IFM/HASP schedule is 24 MW for the first Dispatch interval and 12 MW for
11 the second. In the current Settlement Interval it has incremental instructions of 24
12 MW in each of the two Dispatch intervals. Its Dispatch Operating Targets (DOT)
13 are thus $120+24+24 = 168$ MW in the first Dispatch interval, and $168+24 = 180$
14 MW in the second Dispatch interval. The LMPs are \$40/MWh and \$50/MWh
15 respectively in the two Dispatch intervals. The following table summarizes the
16 MW schedules and corresponding MWh instructions. In each Dispatch interval
17 the MWh quantity is computed by multiplying the DOT by (5 minute/60 minutes),
18 i.e., 1/12. The inter-temporal ramps are ignored for computational simplicity in
19 this example, but the simplification does not change the intent of the example.

20

	First Dispatch Interval		Second Dispatch Interval	
	MW	MWh	MW	MWh
Schedule	120	10	120	10
RIE	24	2	12	1
IIE (non-RIE)	24	2	48	4
DOT	168	14	180	15
LMP	\$40		\$50	

1

2 The resource is expected to generate 14+15 = 29 MWh in the Settlement Interval.

3 Thus includes

- 4 • MWh based on the IFM/HASP schedule: 10+10=20 MWh
- 5 • MWh for the RIE: 2+1 = 3 MWh, and
- 6 • MWh for IIE: 2+4 = 6 MWh.

7 The resource is paid based on the instructed deviations as follows:

8 Payment for RIE: $\$80 \times 3 = \240 .

9 The resource-specific LMP for the Settlement Interval is computed based on the

10 IIE (non-RIE) MWh instructions and the LMPs:

11

12 **Resource Specific LMP (IIE Rate) = $(\$40 \times 2) + (\$50 \times 4) / (2+4) = \$46.67/\text{MWh}$**

13 Payment for IIE (non-RIE): $\$46.67 \times (2+4) = \280

14 The UIE Tier 1 Rate for the resource is computed based on all instructed

15 incremental Energy, including the IIE and the RIE quantities and prices:

1 **Resource Specific UIE (Tier 1) Rate = $(\$240+\$280)/(3+6) = \$57.78/\text{MWh}$**

2 The UIE Tier 2 Rate is computed as the simple average of the two Dispatch
3 interval LMPs: $(\$40+\$50)/2 = \$45/\text{MWh}$.

4

5 ***Case 1: Metered Generation for the Settlement Interval is 15 MWh***

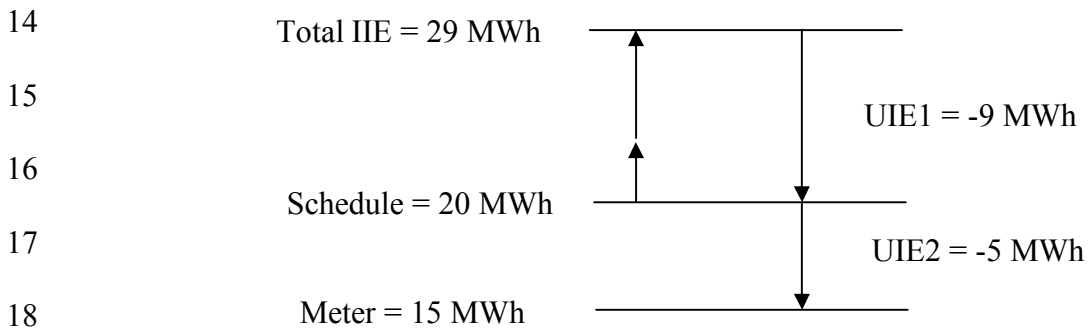
6 The quantity of metered Generation is 14 MWh short of the expected 29 MWh the
7 resource was paid to produce: $29-15 = 15 \text{ MW}$. Based on its IFM/HASP schedule
8 even (without a Real-Time instruction), it was obligated to deliver $10+10 = 20$
9 MWh. So, the total Uninstructed Imbalance Energy is divided into two Tiers:

10 Total UIE = -14 MWh

11 UIE1 (undelivered IIE) = -9 MWh

12 UIE2 (remaining UIE) = -5 MWh

13 This is illustrated schematically in the following diagram:



19

20

21

22

1 The applicable UIE charges (before any UDP) are:

2 • UIE1: $\$57.78 \times 9 = \520 (Tier 1)

3 • UIE2: $\$45 \times 5 = \225 (Tier 2)

4 The net settlement with the resource (before UDP) is thus a charge of $\$520 + \225
5 $- \$240 - \$280 = \$225$ for the Settlement Interval.

6

7 ***Case 2: Metered Generation for the Settlement Interval is 30 MWh***

8 The quantity of metered Generation is 1 MWh more than the expected 29 MWh
9 the resource was paid to produce. There is no Tier I UIE. The Tier 2 UIE is 1
10 MWh. The payment amount is based on the simple average of the two LMPs.
11 $\$45 \times 1 = \45 .

12 The net settlement with the resource (before UDP) is thus a payment of
13 $\$240 + \$280 + 45 = \$565$.

14

15 ***Case 3: Metered Generation for the Settlement Interval is 23 MWh***

16 The quantity of metered generation is 6 MWh less than the expected 29 MWh, but
17 is above the IFM/HASP scheduled quantity of 20 MWh. So, it is entirely a Tier 1
18 UIE. The UIE charge is $\$57.78 \times 6 = \346.68 .

19 The net settlement with the resource (before UDP) is thus a payment of
20 $\$240 + \$280 - 346.68 = \$173.32$.

21

22

1 **Q. How are Real-Time LMPs used to charge (or pay) Load in Real-Time?**

2 A. Dispatchable Loads are paid based on resource-specific LMPs in the same manner
3 as Supply resources, which I just explained. Non-Dispatchable Loads are settled
4 in Real-Time based on their deviation from IFM Load schedules. Because some
5 SCs may be consuming more and some less than their IFM scheduled Load, in
6 order to avoid costs shifts among SCs without creating revenue neutrality
7 problems, there is a need for two effective Real-Time LAP prices, one for settling
8 positive Load deviations and one for settling negative Load deviations. This is
9 accomplished by creating an hourly Load Aggregation Point (LAP) price and an
10 hourly LAP Price Adjustment. Both of these prices are hourly and are computed
11 based on the 5-minute LMPs at the Load nodes in the Load zone. The LAP price
12 is applied to all positive and negative Load deviations, and the LAP Price
13 Adjustment is applied as a positive price adder to positive Load deviations and as
14 a negative price adder to negative Load deviations.

15

16 **Q. Why are there two prices for Real-Time settlement with Loads?**

17 A. The reason for computing two prices is that a single price could turn out to be
18 extremely excessive if the Load deviations of individual SCs are large and in
19 opposite directions, but the net Load deviation at the LAP is very small (*i.e.* close
20 to 0 MW).

21

22

1 **Q. Can you illustrate this concept by way of an example?**

2 A. Yes.

3

4 **Example III.11:**

5 Consider a LAP with just two nodes, A and B. The Real-Time deviation at the
6 LAP level is only 5 MW, but because of the change in LDFs between the forward
7 and Real-Time markets, the Real-Time deviation at node A is +200 MW and at
8 node B is -195 MW (resulting in a net deviation of 5 MW). The Real-Time LMPs
9 are $LMP_A = \$25/\text{MWh}$ and $LMP_B = \$10/\text{MWh}$. Thus the CAISO's revenue
10 requirement to settle the Real-Time deviations is $\$25*200 - \$10*195 = \$3,050$.

11

12 A logical single price for settlement of LAP Load deviations would be the
13 weighted average of the LMPs, weighted by the algebraic quantity of nodal Load
14 deviations, i.e., $(\$25*200 - \$10*195)/(200-195) = \$610/\text{MWh}$. This is a very high
15 rate that could have large impacts on settlement with individual SCs.

16

17 Assume there are two SCs, SC1 is over-consuming (Real-Time Load exceeding
18 the forward Load schedule) by 100 MW and SC2 is under-consuming (Real-Time
19 Load less than the forward Load schedule) by 95 MW. With the single rate of
20 $\$610/\text{MWh}$ just computed, SC1 would be charged $\$610*100 = \$61,000$, and SC2
21 would be paid $\$610*95 = \$57,950$. The net collection by the CAISO resulting

1 from such settlement is equal to CAISO's revenue requirement (\$3,050)
2 computed above: $\$61,000 - \$57,950 = \$3,050$.

3

4 **Q. How can excessive charges and payments to individual SCs be avoided?**

5 A. To avoid the problem of excessive charges and payments to individual SCs, a
6 Real-Time LAP price can be computed using absolute MWh deviations of Loads
7 at individual nodes. However, such a LAP price, if applied without adjustment,
8 would not be revenue-neutral in the sense that the collection from SCs consuming
9 more than their IFM schedule and payment to SCs consuming less than their IFM
10 schedule would not be the same as this price times the difference between the
11 metered consumption and IFM schedule in the LAP.

12

13 **Q. Can you illustrate this concept using an example?**

14 A. Yes.

15

16 **Example III.12:**

17 Using the assumptions set forth in the previous example, the absolute values of
18 nodal deviations are 200 MW at node A and 195 MW at node B. The LAP price
19 based on these absolute value deviations is $(\$25*200 + \$10*195)/(200+195) =$
20 $\$17.59/\text{MWh}$. Charging the two SCs at this rate would result in a charge of
21 $\$17.59*100 = \$1,759$ to SC1, and a payment of $\$17.59*95 = \$1,672$ to SC2. The

1 net collection by the CAISO would then be $\$1,759 - \$1,672 = \$87$, far below
2 CAISO's revenue requirement of $\$3,050$.

3

4 **Q. How can both problems of high LAP prices and revenue inadequacy be**
5 **resolved?**

6 A. To avoid both the problem of unreasonable LAP prices and the risk of revenue
7 non-neutrality, a LAP price adjustment is computed. This $\$/MWh$ price
8 adjustment is applied as an adder for SCs that consume more than their IFM Load
9 and is negative for SCs that consume less than their IFM Load.

10

11 **Q. How is the LAP Price Adjustment determined?**

12 A. The LAP Price Adjustment is computed as follows:

13

14 1) First, the total net amount that the CAISO would have charged (or paid) Load
15 deviations at the LAP is determined by multiplying the hourly nodal LMPs (the
16 simple average of twelve 5-minute LMPs) by the relevant Load deviation at each
17 node (whether positive or negative).

18

19 2) Next, the total net amount that the CAISO would charge (or pay) the SCs
20 based on their individual LAP level deviations is calculated using the LAP price.

21

1 3) Next, the sum of the absolute values of the LAP level deviations of all SCs is
2 determined (whether the SC has a positive or negative Load deviation, the
3 absolute value is considered here).

4

5 4) Finally, the LAP Price Adjustment is computed by subtracting the total net
6 amount that the CAISO would have charged Load deviations at the LAP (from
7 step 1) from the total net amount that the CAISO would charge or pay SCs based
8 on their individual LAP level deviations (from step 2), and dividing this amount
9 by the sum of the absolute values of the LAP level deviations of all SCs (from
10 step 3).

11

12 **Q. Can you illustrate the computation and use of the LAP price adjustment?**

13 A. Yes.

14

15 **Example III.13:**

16 The assumptions used in the previous example result in a reasonable LAP price
17 (\$17.59), but this price results in revenue inadequacy. The amount of revenue
18 inadequacy is $\$3,050 - \$87 = \$2,963$. Dividing the revenue shortfall by the sum of
19 the absolute values of individual SC LAP deviations yields the sought LAP price
20 adjustment: $\$2,963 / (100 + 95) = \15.19 .

21

1 The SCs with positive Load deviations are charged the sum of the LAP price
2 computed in Example III.9 and the adjustment computed here, i.e.,
3 $\$17.59 + \$15.19 = \$32.78$. The SCs with negative Load deviations are paid the
4 difference between the LAP price computed in Example III.9 and the adjustment
5 computed here, i.e., $\$17.59 - \$15.19 = \$2.41$.

6

7 With these rates, SC1 pays $\$32.78 * 100 = \$3,278$, and SC2 is paid $\$2.41 * 95 =$
8 $\$228$. The net revenue is $\$3,278 - \$228 = \$3,050$. The CAISO is revenue adequate.

9

10 **Q. Is this the approach the CAISO has adopted?**

11 A. Yes. However, please note that in Examples III.8, III.9, and III.10 a single LMP
12 was assumed for each node. Load deviations are settled on an hourly basis, so
13 there is a need to compute hourly nodal LMPs. The approach that the CAISO has
14 adopted is to use the simple average of the 5-minute LMPs at each node to
15 compute an hourly nodal LMP for that node.

16

17 **Q. Based on the explanation above, how is the Real-Time LAP price computed?**

18 A. The Real-Time LAP price is computed in the following manner. First an hourly
19 LMP at each Load node in the LAP is computed as the simple average of the 5-
20 minute LMPs at that node. Then, these hourly nodal LMPs are weighted by the
21 absolute value of Load deviations (the difference between Real-Time hourly
22 MWh Load and IFM Load) at the respective nodes to compute the LAP price.

1 Note that the IFM Load at a node is based on distribution of the IFM LAP Load
2 schedule using the Load Distribution Factors (LDFs) available to IFM, whereas
3 Real-Time nodal consumption is based on LDFs determined from metering.
4 Since meter data is not available in Real-Time, the LDFs used for Real-Time data
5 publication are based on the average of the State Estimator LDFs over the hour.
6 However, for settlement purposes LDFs based on metered data are used.
7 Therefore, the Real-Time LAP prices published immediately after the Real-Time
8 market and those used for final settlement may not be exactly the same.

9

10 **IV. UNINSTRUCTED DEVIATION PENALTIES**

11 **Q. Please explain Uninstructed Deviation Penalties (UDP) as they exist under**
12 **the currently effective CAISO market design (Phase 1b).**

13 A. UDP is a measure that was included as part of Phase 1b in order to ensure
14 compliance with CAISO's Real-Time Dispatch instructions. Under Phase 1b,
15 UDP applies to Uninstructed Deviations by Generators and Dynamic System
16 Resources outside a Tolerance Band defined as the greater of 5 MW or 3% of a
17 unit's maximum resource capacity (Pmax). Uninstructed incremental deviations
18 outside of this Tolerance Band are not paid (or stated differently are charged a
19 penalty of 100% of the applicable Energy price in that Settlement Interval) for the
20 Imbalance Energy if the interval price is non-negative, and uninstructed
21 decremental deviations beyond the Tolerance Band are subject to a premium of

1 50% of the applicable Energy price in that Settlement Interval if the interval price
2 is non-negative.

3

4 **Q. Is the CAISO currently charging UDP?**

5 A. No. Implementation of UDP in Phase 1b was delayed due to several factors,
6 including concerns raised by some stakeholders that Dispatch instructions under
7 Phase 1b sometimes cause Generating Units to change direction too frequently,
8 reporting outages through the ISO's current system is cumbersome, and there may
9 be situations where Uninstructed Deviations that trigger UDP are unavoidable.
10 Although the CAISO has not, to date, been assessing UDP, the CAISO has been
11 providing advisory settlement data to SCs to show what their UDP charges would
12 have been if UDP had been implemented. The CAISO has also been monitoring
13 certain reliability metrics, with the intention of filing a tariff amendment to
14 propose an immediate effective date for application of UDP if those metrics
15 exceed a certain threshold.

16

17 **Q. Does UDP apply to all Generators under the CAISO's current Phase 1b**
18 **market design?**

19 A. No. Under the current Phase 1b market design, UDP does not apply to the
20 following Generators:

- 21 • Generators without Participating Generator Agreements (PGA).
- 22 • RMR Condition 2 units

- 1 • Load-following Metered Sub-System units
- 2 • Participating Intermittent Resource Program (PIRP) units that meet the
- 3 scheduling requirements of the PIRP program
- 4 • Regulatory Must-Take units
- 5 • Units scheduled to provide Regulation that are actually on Automatic
- 6 Generation Control (AGC) and provide Regulation according to CAISO set
- 7 point signals
- 8 • QF units that have signed a QF-PGA and have sold all of their output under a
- 9 Power Purchase Agreement (PPA).

10

11 **Q. Does the CAISO plan to adopt UDP as part of MRTU?**

12 A. Yes it does, but just like today, and as I explain further below, the UDP provisions
13 will be in the MRTU tariff but will not be enforceable until the CAISO separately
14 files for permission from the Commission to implement the UDP.

15

16 **Q. Would the current UDP be modified under MRTU?**

17 A. Only to the extent that the current UDP needs to be modified in order to make its
18 effectiveness in discouraging strategic Uninstructed Deviations comparable under
19 MRTU as it is today.

20

21

22

1 **Q. Please describe UDP under MRTU.**

2 A. The proposed UDP mechanism for MRTU will still be based on assessing
3 penalties to Uninstructed Imbalance Energy (UIE) in excess of a Tolerance Band
4 in each 10-minute Settlement Interval. An infraction will be registered in a
5 Settlement Interval when UIE from a resource exceeds the applicable UDP
6 Tolerance Band, (which is the same as the current threshold of the greater of 3%
7 of the maximum resource capacity (Pmax) or 5 MW), over 10 minutes.
8 However, under MRTU the deviation quantity will be determined by multiplying
9 the actual MWh deviation subject to UDP (*i.e.* the number of MWh outside of the
10 Tolerance Band) by a multiplier that will increase based on the number of
11 infractions in an hour. The number of infractions is reset to zero at the top of each
12 hour for the next hour. Also, under MRTU, UDP would continue to apply only
13 for nonnegative Real-Time prices (as under Phase 1b), and would be based on the
14 Real-Time Energy price (resource-specific LMP) times an Energy Price Penalty
15 Factor (equal to 100% for positive deviations and 50% for negative deviations)
16 times the relevant scaled Uninstructed Deviation quantity in MWh outside the
17 Tolerance Band (*i.e.*, MWh deviation times the multiplier). The Real-Time price
18 used would be the resource-specific LMP defined as (a) the weighted average of
19 the 5-minute LMPs at the resource's location if the resource has non-zero MWh
20 instructed Energy Dispatch, or (b) the simple average of the 5-minute LMPs at the
21 resource's location if the resource has no instructed Energy for either of the two
22 5-minute Dispatch intervals.

1

2 **Q. What is the justification for using the multiplier in MRTU?**

3 A. The reason for the use of the multiplier in MRTU is to ensure that the UDP under
4 MRTU is as effective in discouraging Scheduling Coordinators from deviating
5 from Dispatch Instructions as it is under Phase 1B. Under MRTU, a resource is
6 Dispatched based on its ramp rate, physical limits and its current telemetered
7 output. This last factor is particularly important, because, as a result, Dispatch
8 Instructions under MRTU will be generally feasible because prior Uninstructed
9 Deviations will be taken into account in issuing new Dispatch Instructions. This
10 is in contrast to the Dispatch methodology employed in Phase 1b, which
11 calculates the Dispatch range for each resource based on the last Dispatch
12 Operating Target (“DOT”) (defined as the resource’s operating target issued in
13 the previous Dispatch for the current interval), which assumes that the resource
14 followed the preceding Dispatch Instruction, as well as the applicable ramp rate
15 and capacity limits. Because MRTU will issue Dispatch Instructions taking into
16 account telemetered output, a resource that does not follow Dispatch Instructions
17 under MRTU will be exposed to UDP only for the amount of Energy that can be
18 ramped within a Dispatch Interval. Thus, its Uninstructed Deviation quantity
19 does not accumulate as it does in Phase 1b. Because of this, UDP under MRTU is
20 so diluted that short of additional measures, it would cease to be a credible
21 deterrent against Uninstructed Deviations. Therefore, the CAISO intends to
22 introduce under MRTU the deviation multiplier that I explained in the preceding

1 answer in order to rectify this problem and bring the level of UDP for strategic
2 deviations on par with Phase 1b.

3

4 **Q. Can you provide an example demonstrating how UDP would be calculated in**
5 **MRTU, and the difference between that calculation and the calculation of**
6 **UDP under Phase 1b?**

7 A. Yes. Consider a 200 MW resource with a 20 MW HASP Schedule (*i.e.*, a
8 Schedule submitted in HASP, or Day-Ahead Market Schedule if no adjustments
9 were made to it by the SC in HASP), a 3 MW/min ramp rate, and a Bid of
10 \$20/MWh. Assume that the LMP at the resource location is \$40/MWh throughout
11 the hour. Consequently, under MRTU, the resource would be Dispatched
12 economically above its HASP Schedule. Its DOT for the first 5-minute Dispatch
13 Interval would be $20 + (3 * 5) = 35$ MW. However, the resource does not respond
14 to Dispatch Instructions, instead staying at its schedule of 20 MW. In Phase 1b,
15 the resource would be Dispatched incrementally by 15 MW in each 5-minute
16 Dispatch Interval, from the preceding DOT, starting with a DOT of 35 MW for
17 the first interval, increasing the DOT by 15 MW in each subsequent 5-minute
18 interval, and finishing with a DOT of 200 MW for the last (12th) interval of the
19 hour. In MRTU, the resource would also be Dispatched incrementally by 15 MW
20 in each 5-minute Dispatch Interval, but all Dispatches within the hour have a
21 DOT of 35 MW because the resource telemetry would remain at 20 MW. In all
22 cases, the UDP tolerance is 1 MWh ($200 \times 0.03/6$). For the non-responsive

1 resource in the example above, under the proposed multiplier methodology, six
 2 infractions would be registered within the hour, resulting in a penalty multiplier of
 3 11. Therefore, the scaled UDP would be \$55 (*i.e.*, $11 \times 0.5 \times \$40 \times (1.25 - 1.0)$) in
 4 each Settlement Interval, for a total penalty of \$330. In contrast, under the Phase
 5 1b methodology, which does not take into account telemetry data in Dispatch
 6 Instructions, the total penalty for these six Settlement Intervals would be \$1,680.
 7 Thus, even with the use of the multiplier, penalties could still be substantially
 8 reduced under MRTU. However, if the CAISO were, in this example, to combine
 9 the Phase 1b UDP methodology (*i.e.* by discarding the multiplier) with the MRTU
 10 Dispatch system, the result would be a mere \$5 penalty for each Settlement
 11 Interval, for a total penalty of \$30 the hour.

12

13 **Q. What are the multipliers that will be used under MRTU, and what is the**
 14 **basis for these multipliers?**

15 A. The following Table lists the multipliers that will be used to calculate UDP under
 16 MRTU based on the number of infractions in the hour.

Number of Settlement Intervals During the Hour with Uninstructed Deviations Outside the Resource’s Tolerance Band	Deviation MWh Multiplier
0	0
1	1
2	3
3	5
4	7
5	9
6	11

17

1 The basis for these multipliers is the result of the representative example just
 2 provided above, *i.e.*, without using these multipliers, a unit that does not follow
 3 Dispatch Instructions under MRTU would be charged an insignificant penalty that
 4 would not appropriately discourage Uninstructed Deviations. The following table
 5 shows how the volume of the uninstructed Energy deviation increases in Phase 1b
 6 compared to MRTU, and the resulting penalties under each of the three scenarios
 7 (Phase 1b, MRTU without multiplier, and MRTU with multiplier).

Settlement Interval	Dispatch Interval	Phase 1b			MRTU				
		Dispatch (MW)	UIE (MWh)	UDP	Dispatch (MW)	UIE (MWh)	Unscaled UDP	Infractions	Scaled UDP
1	1	35	-2.5	\$30	35	-1.25	\$5	1	\$55
	2	50			35				
2	3	65	-7.5	\$130	35	-1.25	\$5	1	\$55
	4	80			35				
3	5	95	-12.5	\$230	35	-1.25	\$5	1	\$55
	6	110			35				
4	7	125	-17.5	\$330	35	-1.25	\$5	1	\$55
	8	140			35				
5	9	155	-22.5	\$430	35	-1.25	\$5	1	\$55
	10	170			35				
6	11	185	-27.5	\$530	35	-1.25	\$5	1	\$55
	12	200			35				
Total			-90	\$1,680		-7.50	\$30	6	\$330

8
 9 Comparing the columns labeled UIE (MWh) the ratio of the difference between
 10 the quantity of Uninstructed Deviation under Phase 1b and MRTU to the
 11 Uninstructed Deviation under MRTU is $(2.5 - 1.25) / (1.25) = 1$ in the first 10-
 12 minute interval, $((2.5 + 7.5) - (1.25 - 1.25)) / (1.25 + 1.25) = 3$ in the second

1 interval, $((2.5 + 7.5 + 12.5) - (1.25 + 1.25 + 1.25)) / (1.25 + 1.25 + 1.25) = 5$ in
2 the third interval, etc.

3

4 **Q. Under MRTU, how does the UDP work when the resource has no economic**
5 **Bid in Real-Time and simply deviates from its schedule?**

6 A. As I said earlier, under MRTU the Dispatch is from telemetry. If the resource has
7 no Real-Time Energy Bid, and the telemetry indicates it has a deviation from its
8 Schedule, the Real-Time Dispatch would simply instruct the unit to go to its
9 Schedule, considering the unit's physical parameters, primarily its ramp rate. To
10 the extent the unit does not follow the instruction (within the Tolerance Band), it
11 incurs UDP.

12

13 **Q. Are there any circumstances under which the UDP assessed under MRTU**
14 **would be greater than the UDP assessed under the CAISO's current market**
15 **design?**

16 A. Yes. In the case of units with a very high ramp rate, it is possible that, under
17 certain circumstances, the continued strategic failure of such units to generate
18 pursuant to their Bids or schedules could result in those units being assessed a
19 higher UDP under MRTU than would have been the case under the CAISO's
20 current market design.

21

22

1 **Q. Can you provide an example to illustrate such an outcome?**

2 A. Yes. Consider a 1,000 MW unit with ramp rate of 30 MW/min, a HASP Schedule
3 of 700 MW, and Energy Bid of \$20/MWh. Assume that the LMP at the resource
4 location is \$40/MWh throughout the hour. Consequently, under MRTU, the
5 resource would be Dispatched economically above its HASP schedule. As in the
6 previous example, assume the unit does not follow the Dispatch Instructions, and
7 stays at its HASP schedule of 700 MW. So, the MRTU UDP multiplier will be 11
8 (corresponding to 6 infractions for the hour). Following the same computations
9 as in the first example, the UDP under Phase 1b would be \$4,900, whereas the
10 UDP under MRTU would be \$9,900.

11

12 **Q. Do you believe that such a possibility is indicative of a need to modify the**
13 **proposal for implementing UDP under MRTU, as you explained it above?**

14 A. No. It is important to understand that in cases where a unit simply ignores
15 CAISO Dispatch Instructions, it is withholding Energy that it committed to make
16 available pursuant to a Bid or Schedule. For instance, if a unit was unable to
17 comply with a Dispatch due to an outage, the unit owner would merely need to
18 inform the CAISO of that fact to be exempted from UDP. Energy from units with
19 very fast ramp rates is particularly valuable, because of the flexibility that it
20 affords operators in making Dispatch decisions. Therefore, the CAISO believes
21 that it is appropriate that such behavior be subject to significant penalties, even if

1 the penalties might be higher, under some circumstances, than those that would
2 have been imposed under the current market design.

3

4 **Q. Does the CAISO plan to implement UDP immediately upon commencement**
5 **of MRTU?**

6 A. No. As I indicated above, just as with Phase 1b, the CAISO plans to monitor
7 Uninstructed Deviations and not assess UDP in the initial implementation of
8 MRTU. The CAISO will monitor (for each Settlement Interval) the following
9 three parameters for each resource:

- 10 1) MWh quantities of Uninstructed Deviations (MWDEV) outside the
11 Tolerance Band.
- 12 2) The relevant multiplier, computed based on the number of infractions per
13 operating hour committed by a resource, and the scaled MWh quantities
14 computed as the product of MWDEV and the multiplier.
- 15 3) UDP charges, which would apply if UDP were implemented, taking into
16 account the current exemptions applicable to qualified resources.

17 Similar to the current (Phase 1b) practice, the CAISO would continue to monitor
18 the reliability metrics and would implement UDP if the metrics exceed the
19 established thresholds.

20

1 **Q. You stated earlier that UDP does not apply to certain types of Generators**
2 **under Phase 1b. Will there also be certain types of Generators exempted**
3 **from UDP under MRTU?**

4 A. Yes. As with Phase 1b, units without PGAs are exempt from UDP, as are PIRP
5 units with PGAs. Also, QFs with a power purchase agreement under which,
6 pursuant to PURPA, they are obligated to sell all of their output net of their own
7 use, will not be subject to UDP for deviations from their schedules. The
8 exemptions will continue for RMR Condition 2 and Regulatory Must Take units.
9 There is a change regarding the exemption of the MSS units compared to Phase
10 1b, in that under MRTU, only the MSS units designated as “Load following”
11 units are exempt from UDP, whereas in Phase 1b all units under a Load following
12 MSS were exempt.

13

14 **V. CONGESTION CHARGES AND CRR PAYMENTS**

15 **Q. Under MRTU, what could constitute the source of a CRR?**

16 A. The source of a CRR, under MRTU, could be a physical Generation node, an
17 Intertie Scheduling Point, a Trading Hub, a Default LAP, a sub-LAP, or a MSS
18 LAP. All such sources may be nominated in the CRR auction; however, for CRR
19 Allocations, the Load-Serving Entities (“LSEs”) serving Load within the CAISO
20 Control Area may nominate only physical Generation nodes, Intertie Scheduling
21 Points, and Trading Hubs, and out-of-Control Area Load may nominate only
22 physical Generation nodes.

1

2 **Q. Under MRTU, what could constitute the sink of a CRR?**

3 **A.** The sink of a CRR, under MRTU, could be a Default LAP, a sub-LAP, an MSS
4 LAP, an Intertie Scheduling Point, a physical Generation node, or a Trading Hub.
5 All such sinks may be nominated in the CRR auction; however, for CRR
6 Allocations, the LSEs serving Load within the CAISO Control Area may
7 nominate only Default LAPs (but also sub-LAPs in the last Tier of the allocation
8 process as explained in Dr. Scott Harvey's testimony, Exh. No. ISO-3), and MSS
9 LAPs as relevant, and out-of-Control Area Load may nominate only Intertie
10 Scheduling Points.

11

12 **Q. How often will CRRs be auctioned?**

13 **A.** CRRs will be auctioned annually and monthly following the annual and monthly
14 CRR allocations. Annual CRR allocation/auctions will be conducted
15 approximately 2-3 months prior to the trade year for which CRRs are valid. In the
16 annual process, CRRs will be allocated and auctioned separately for the peak- and
17 off-peak periods of each season. The CAISO will allocate 75% of the capacity of
18 transmission paths for each season in order to accommodate both CRR auctions
19 and allocations (including the CRR Obligations modeled by CAISO to ensure
20 allocated and auctioned CRR revenues are not adversely impacted by the reversal
21 of ETC and TOR and converted ETC Congestion charges). The base network
22 model (with all transmission facilities in service) will be used for annual CRR

1 allocation/auctions. Monthly CRR allocations/auctions will be conducted about
2 30-45 days prior to the trade month and the remaining 25% of transmission
3 capacity will be released for monthly CRR release. The known transmission
4 outages and derates will be incorporated in the network for the monthly CRR
5 release.

6

7 **Q. What charges are applied to the entities nominating CRR allocations?**

8 **A.** Internal Control Area LSEs and entities entitled to receive Merchant Transmission
9 CRRs are not charged for the CRR Allocations they receive. Out-of-Control Area
10 Load-Serving Entities must pre-pay the Wheeling Access Charges (“WAC”), at
11 the WAC rate applicable to the export scheduling point that they designate as the
12 CRR sink, for the CRR term (season or month and TOU period for the CRR they
13 want to nominate) and quantity of CRRs they wish to nominate. In other words,
14 for each MW of CRRs nominated, the nominating LSE must prepay one MW of
15 the WAC for the number of hours of the CRR cycle (note that WAC is charged in
16 \$/MWh). For example, if the external Load-Serving Entity wishes to nominate
17 CRRs for all seasonal peak and off peak periods, it will pre-pay the WAC for
18 8,760 MWh for each CRR MW it wishes to nominate. For an incremental MW
19 peak period CRR nomination in the monthly allocation, for a month with 448
20 peak hours, the LSE would prepay the WAC for 448 MWh for each MW CRR it
21 nominates.

22

1 **Q. What does CAISO do with the WAC pre-payments made by the out-of-**
2 **Control Area Load-Serving Entities to nominate CRRs?**

3 **A.** Within 30 days following the allocation of the relevant CRRs, the CAISO will
4 reimburse the Load-Serving Entity representing the out-of-Control Area Loads
5 (OCAL) the difference between the amount of the WAC pre-paid and the WAC
6 for the MW amounts of CRRs that the entity was actually allocated. The CAISO
7 will exempt such entities, through their SCs, from paying WAC for any Export
8 schedules at the Scheduling Point corresponding to the sink of each allocated
9 CRR, on an hourly basis for the period for which the CRR is defined, until the
10 pre-paid funds are exhausted. At the end of the period for which the CRR is
11 defined any remaining balance will be allocated to the relevant PTOs. To the
12 extent the pre-paid balance amount is exhausted prior to the end of the duration of
13 the awarded CRR, the Scheduling Coordinator for the entity will be charged for
14 the WAC.

15
16 For example, assume the WAC at a given export Scheduling Point is \$2.75/MWh.
17 An external Load-Serving Entity wishes to nominate 120 MW CRRs with sink at
18 this Scheduling Point for the peak hours of a CRR season. Assume there are
19 1,200 peak hours in the CRR season. The WAC pre-payment per MW of CRR
20 nomination is $\$2.75 \times 1200 = \$3,300$. Thus the entity prepays $\$3,300 \times 120 =$
21 $\$396,000$. Assume the entity is allocated only 100 MW of its 120 MW nominated
22 CRRs in the annual CRR allocation for the peak hours of the season in question.

1 The WAC pre-payment for this amount is $\$3,300 * 100 = \$330,000$. The CAISO
2 will reimburse the entity for the difference of $\$396,000 - \$330,000 = \$66,000$
3 within 30 days following the annual CRR allocation/auction.

4

5 Now assume for simplicity that the entity's Scheduling Coordinator schedules the
6 same amount of exports in every peak hour of the season on behalf of the entity
7 that owns the CRRs, and these schedules clear the Day-Ahead Market and are not
8 changed in Real-Time. Consider two cases:

9

10 ***Case 1: The hourly schedules are 120 MW.*** In this case the pre-paid WAC
11 covers the first 1,000 peak hours of the season since $\$330,000 / (\$2.75 * 120) =$
12 1,000. For the remaining 200 peak hours of the season, the entity will get charged
13 $\$2.75 * 200 * 120 = \$66,000$ of WAC.

14

15 ***Case 2: The hourly schedules are 90 MW.*** In this case the pre-paid WAC
16 exceeds the WAC charges corresponding to the export schedules for the peak
17 hours of the season, *i.e.*, $\$2.75 * 90 * 1200 = \$297,000$. The difference (*i.e.*,
18 $\$330,000 - \$297,000 = \$33,000$) is paid to the PTO(s) that are entitled to receive
19 WAC payments for the export Scheduling Point in question.

20

21

1 **Q. What charges/payments are applied to the participants in the monthly and**
2 **seasonal CRR auctions?**

3 **A.** Market Participants taking part in the CRR auction will have to post collateral for
4 the maximum amount they wish to spend to purchase CRRs. The CRR auction
5 winners will be charged (or paid) the Market Clearing Price for CRRs obtained
6 through the clearing of the CRR auction (Market Participants purchasing negative
7 value CRR Obligations will be paid the Market Clearing Price). The CAISO will
8 net all auction revenues received and payments made through this process.

9

10 Collateral posted to participate in the auction is released after payment of auction
11 charges.

12

13 **Q. How are seasonal and monthly auction revenues allocated?**

14 **A.** The CRR net auction revenues will be paid to the PTOs in proportion to their
15 Transmission Revenue Requirements (TRR) over the CRR term.

16

17 **Q. Is it possible for the CRR auction to result in net revenue shortfall?**

18 **A.** No. The seasonal CRR simultaneous feasibility (conducted in both the allocation
19 and the auction processes) results in Market Clearing Prices with non-negative
20 auction revenues in the CRR auction.

21

1 It is possible for transmission outages and derates to render seasonal CRRs
2 infeasible when superimposed on the transmission network used for the monthly
3 CRR allocation and auction. In such cases, the CAISO will re-rate the congested
4 transmission lines just enough to make the annual CRRs feasible. This approach
5 guarantees that the CRR net auction revenues will not be negative.

6

7 **Q. What payments are the holders of CRR Obligations and CRR Options**
8 **entitled to?**

9 **A.** For each trading hour in the Day-Ahead IFM, Obligation CRRs are entitled to a
10 payment or charge based on the difference between the Marginal Congestion Cost
11 component (MCC) of the CRR sink and the CRR source LMPs multiplied by the
12 amount (MW) of CRRs held. Unlike CRR Obligations, CRR Options are not
13 charged if the MCC at their sink is lower than their source MCC. There are no
14 additional CRR payments or charges based on HASP or Real-Time Congestion.

15

16 If the total net IFM Congestion revenues for the trade hour (after the reversal of
17 ETC and TOR IFM Congestion charges or revenues) are sufficient to make the
18 required net CRR Payments, all CRR Holders will be paid and charged fully up to
19 their entitlements in that trade hour. Any surplus for the trade hour after making
20 all hourly net CRR payments will go to the CRR Balancing Account for use in the
21 end-of-month clearing and end-of-year true-up and clearing of the CRR Balancing
22 Account. The total net IFM Congestion revenues for each trade hour include the

1 sum of (1) the net Day-Ahead revenues from Energy injection and withdrawal
2 from the CAISO Controlled Grid based on the Marginal Congestion Cost
3 component of the LMPs, excluding Congestion charges/credits for ETC and TOR
4 schedules, and (2) Congestion revenues from AS imports on congested Interties.

5
6 If the total net IFM Congestion revenues for the trade hour are insufficient to
7 make the required net CRR Payments, then the CRR Payments and CRR charges
8 will be pro-rated by a ratio equal to the total hourly amount of the net IFM
9 Congestion revenues divided by the net of CRR Payments and CRR charges. Any
10 revenue shortfalls and charge shortfalls for the trade hour will be tracked for
11 further Settlement (true up) during the end-of-month clearing process.

12

13 **Q. What could cause revenue inadequacy for CRR Holders?**

14 **A.** If the CRRs are simultaneously feasible when applied to the network used in the
15 IFM, the IFM Congestion revenues will be sufficient to pay all CRR entitlements
16 fully, regardless of whether the IFM schedules match the CRRs or are vastly
17 different. This will be the case if the transmission capacities used in the IFM are
18 no less than the transmission capacity that was used for CRR allocation/auction,
19 and if the same LDFs are used to compute both the Day-Ahead Congestion
20 charges and the CRR Payments.

21

1 If the transmission capacity has become unavailable due to outages or derates,
2 however, the Congestion revenue may not be sufficient to pay the CRR Holders
3 fully. This can happen in any hour when the CRRs that have already been
4 allocated and auctioned are not simultaneously feasible because of transmission
5 outages or derates during that hour. By the same token, transmission derates that
6 may render seasonal CRRs infeasible with respect to the network used for the
7 monthly CRR allocation and auction could increase the probability of revenue
8 shortfall to pay the CRRs during the month.

9

10 **Q. In the case of net revenue shortfall, why are both CRR payables and**
11 **receivables prorated?**

12 **A.** One alternative would have been to charge the CRR counter-flows fully at all
13 times. However, stakeholders expressed concern with that approach and
14 supported prorating both CRR payables and receivables in case of net revenue
15 deficiency. The CAISO and the stakeholders adopted this approach primarily
16 because it is in line with some logical expected properties of CRRs. For example,
17 an entity having equal amounts of CRR Obligations from A to B and B to A
18 should logically have a net zero charge/payment regardless of the hourly net IFM
19 Congestion revenues. This would not be the outcome if in the case of hourly net
20 Congestion revenue shortfall, the payment due to one of the CRRs (*e.g.*, A to B)
21 were prorated, but the other (B to A) were charged to the full. Another important
22 logical property would be equivalence of having CRR Obligations from A to B

1 and B to C with CRR Obligations from A to C. Again these two CRR
2 configurations may not have the same settlement unless counterflow CRRs are
3 prorated in the case of hourly net IFM Congestion revenue shortfall as
4 demonstrated below.

5
6 Consider a CRR Holder with 100 MW of CRR Obligations A to B and 100 MW
7 of CRR Obligations from B to C. Assume the marginal Congestion components
8 (MCC) of the IFM LMPs are MCC A = \$10, MCC B = \$30, and MCC C = \$20.
9 The CRR Holder should be entitled to Congestion charges/payments as if it had
10 100 MW of CRR Obligations from A to C. Under the approach adopted by
11 CAISO and the stakeholders, in the case of hourly revenue shortfall, both the
12 CRR Payment from A to B (\$2,000) and CRR charges from B to C (\$1,000) will
13 be reduced pro rata. For example, if the shortfall is 10%, the CRR Holder will be
14 paid \$1,800 for its CRRs from A to B, and charged \$900 for its CRRs from B to C,
15 for a net payment of \$900. Note that this would be the same payment that the
16 CRR Holder would have received for 100 MW of CRR Obligations from A to C
17 under such shortfall conditions. In contrast, if the CRR Holder were charged to
18 the full for its counterflow CRRs from B to C, it would have been paid \$1,800 –
19 \$1,000 = \$800; this would have been \$100 less than the payment for CRRs from
20 A to C.

21

1 **Q. How does the monthly clearing of the CRR Balancing Account work?**

2 **A.** The available funds in the CRR Balancing Account for a trade month are derived
3 from hourly net surplus revenues from Day-Ahead IFM Congestion revenues
4 applicable to the month. At the end of each month, if that month's CRR
5 Balancing Account contains excess revenue, it will be used to pay down the net
6 CRR shortfall for that month.

7

8 If the net CRR shortfall for the month is less than the revenue in the monthly CRR
9 Balancing Account, all CRR monthly payment and charge shortfalls will be fully
10 paid and charged (in the case of counterflow CRRs) and the net payment will be
11 debited to the monthly CRR Balancing Account. The remaining revenue in the
12 monthly CRR Balancing Account will be credited to the yearly CRR Balancing
13 Account.

14

15 If the net CRR shortfall for the month exceeds the revenue in the monthly CRR
16 Balancing Account, all CRR monthly payment and charge shortfalls will be
17 partially paid/charged based on the ratio of the available funds in the CRR
18 Balancing Account for the month divided by the month's total hourly net
19 shortfalls (net of revenue shortfalls and charge shortfalls). Any remaining
20 shortfalls will be carried forward for the end-of-the-year clearing (true up).

21

1 Q. Can you provide an example to illustrate how the monthly clearing of the
2 CRR Balancing Account works?

3 A. Certainly.

4

5 **Example V.1 - Monthly Clearing of CRR Balancing Account:**

6 Assume there are a total of three CRR Holders. As a result of Congestion revenue
7 inadequacy during some hours of the month, CRR1 and CRR2 did not receive full
8 payment for their CRRs and CRR3 was undercharged during the month. The total
9 monthly net shortfall as the sum of the hourly underpayments/undercharges for
10 the month are as follows:

- 11 • CRR1 Payment Shortfall for the month = \$1,000
- 12 • CRR2 Payment Shortfall for the month = \$1,500
- 13 • CRR3 Undercharges for the month = -\$600

14

15 The total shortfall in the month is the net of underpayment and undercharges for
16 all the hours within the month = $1,000 + 1,500 - 600 = \$1,900$

17 Let us consider three different situations at the end of the month:

18

19 ***Scenario a: Adequate Funds in the CRR Balancing Account***

20 Assume the balance in the CRR Balancing Account for the trade month is \$2000.

21 Since the shortfall is \$1,900, the funds in the Balancing Account are sufficient to
22 true up the CRR Payments and charges to the full. CRR Holders' payment

1 shortfalls are paid in full (CRR1 and CRR2) and the counterflow CRR Holders
 2 are charged in full (CRR3) for the month. The results are shown in the following
 3 table:

	CRR1	CRR2	CRR3	Total
Payment/Charge Shortfall During the Month	\$1,000	\$1,500	-\$600	\$1,900
Monthly Payment/Charge	\$1,000	\$1,500	-\$600	\$1,900
Remaining Shortfall	\$0	\$0	\$0	-
Starting Balancing Account				\$2,000
Ending Balancing Account				\$100

4

5 The additional \$100 is kept in the Balancing Account for yearly clearing.

6 ***Scenario b: Insufficient Funds in the CRR Balancing Account***

7 Assume the balance in the CRR Balancing Account for the trade month is \$1,520.

8 Since the shortfall is \$1,900, the funds in the Balancing Account are not sufficient
 9 to true-up the CRR Payments and charges to the full. A monthly true up ratio is
 10 computed as follows:

- 11 • Month’s true-up ratio = (Funds in Balancing Acct. for the month) / (total net
 12 monthly shortfall)
- 13 • True-up ratio for the month = \$1,520/ \$1,900 = 80%
- 14 • The CRR Payments and charges are scaled accordingly, as follows
- 15 • CRR1 Payment shortfall for the month = \$1,000.
- 16 • Pay CRR1: 80% (\$1,000) =\$800
- 17 • CRR1’s un-recovered shortfall for the month = \$200
- 18 • CRR2 Payment shortfall for the month = \$1,500.

- 1 • Pay CRR2: 80% (\$1500) = \$1,200
- 2 • CRR2's un-recovered shortfall for the month = \$300
- 3 • CRR3 undercharges for the month = \$600.
- 4 • Charge CRR3: 80% (\$600) = \$480
- 5 • CRR3 adjusted undercharge amount for the month = \$120

6 The results are summarized in the following table:

	CRR1	CRR2	CRR3	Total
Payment/Charge Shortfall During the Month	\$1,000	\$1,500	-\$600	\$1,900
Monthly Payment/Charge	\$800	\$1,200	-\$480	\$1,520
Remaining Shortfall	\$200	\$300	-\$120	\$380
Starting Balancing Account				\$1,520
Ending Balancing Account				\$0

7

8 The remaining shortfall payments and undercharges are carried over for
9 yearly clearing.

10

11 ***Scenario c: No Funds in the CRR Balancing Account***

12 In this case no adjustments are made until yearly clearing.

13

14 **Q. How does the annual clearing of the CRR Balancing Account work?**

15 **A.** If the net CRR shortfall for the year is less than the revenue in the yearly CRR
16 Balancing Account, all CRR yearly payment and charge shortfalls will be fully
17 paid and charged and the net payment will be debited to the yearly CRR
18 Balancing Account. The remaining revenue in the yearly CRR Balancing

1 Account will be paid to the PTOs in proportion to their TRR over the one-year
2 CRR term.

3
4 If the net CRR shortfall for the year exceeds the revenue in the yearly CRR
5 Balancing Account, all CRR yearly revenue and charge shortfalls will be paid and
6 charged pro rata based on the ratio of available funds in the CRR Balancing
7 Account divided by the total of unrecovered shortfall (net of remaining revenue
8 shortfalls and remaining charge shortfalls) for the year. No additional payments
9 or charges will be made. Both the unpaid amounts and the uncharged amounts
10 become ineligible for further recourse and will be written off after the yearly
11 clearing process. Also, in this case, there will be no credits or debits towards the
12 PTOs' TRR.

13
14 **Q. Can you provide an example to illustrate how the annual clearing of the CRR**
15 **Balancing Account works?**

16 **A.** Certainly.

17
18 **Example V.2 – Annual Clearing of CRR Balancing Account:**

19 Assuming that during the trade year, the CRR Holders had unrecovered revenue
20 shortfall/undercharges for 2 months (Month 1 and Month 2) during the year as
21 shown in the following table:

22

Month	CRR Holder	Un-recovered Shortfall/Undercharge
1	CRR1	\$800
	CRR2	\$600
	CRR3	-\$200 (undercharge)
2	CRR1	\$300
	CRR2	\$400
	CRR3	\$100

1

2

3

4

5

6

7

8

9

10

11

12

13

14

15

16

17

The yearly net shortfall is the sum of the monthly net shortfalls. Adding up all the payment shortfalls and undercharges for the all the months in the year:

- CRR 1’s shortfall for the year = \$800 + \$300 = \$1100
- CRR 2’s shortfall for the year = \$600 + \$400 = \$1000
- CRR 3’s undercharge for the year = -\$200 + \$100 = -\$100

The total net shortfall for the year is the net of underpayment and undercharges for all the months within the annual CRR year = \$1,100 + \$1,000 – \$100 = \$2,000

Let us consider three different situations at the end of the year:

Scenario a: Adequate Funds in the CRR Balancing Account

Assume the balance in the CRR Balancing Account at the end of the year is \$2,200. Since the net un-recovered annual shortfall is \$2,000, the funds in the CRR Balancing Account are sufficient to true-up the shortfall. The CRR Holders’ payment shortfall is paid in full and the counterflow CRRs are charged in full for the year. Any remaining surplus is paid to PTOs in proportion to their TRRs

1 applicable to the CRR annual period. The results are shown in the following
2 table:

	CRR1	CRR2	CRR3	Total
Payment/Charge Shortfall For the Year	\$1,100	\$1,000	-\$100	\$2,000
Payment/Charge for Annual True-Up	\$1,100	\$1,000	-\$100	\$2,000
Remaining Shortfall	\$0	\$0	\$0	-
Starting Balancing Account at Year End				\$2,200
Remaining Funds in Balancing Account				\$200

3

4 The funds remaining in the Balancing account (\$200) are paid to the PTOs.

5

6 ***Scenario b: Insufficient Funds in the CRR Balancing Account***

7

8 Assume the balance in the CRR Balancing Account at the end of the year
9 is \$1,400. Since the net un-recovered annual shortfall is \$2,000, the funds in the
10 CRR Balancing Account are not sufficient to true-up the shortfall. Thus, the CRR
11 Payment shortfall and the counterflow CRR undercharges are both reduced based
12 on the Year's true-up ratio = (Funds in Balancing Acct. at year end) / (Total
yearly net shortfall)

13

- True-up ratio for year = $\$1,400 / \$2,000 = 70\%$

14

- CRR1 Payment shortfall for the year = \$1,100.

15

- Pay CRR1: $70\% (\$1,100) = \770

16

- CRR1's un-recovered shortfall = \$330

17

- CRR2 Payment shortfall for the year = \$1,000.

18

- Pay CRR2: $70\% (\$1,000) = \700

- 1 • CRR2’s un-recovered shortfall= \$300
- 2 • CRR3 undercharges for the year = \$100.
- 3 • Charge CRR3 for 70% (\$100) = \$70
- 4 • CRR3 adjusted undercharge =\$30

5 The results are shown in the following table:

	CRR1	CRR2	CRR3	Total
Payment/Charge Shortfall For the Year	\$1,100	\$1,000	-\$100	\$2,000
Payment/Charge for Annual true Up	\$770	\$700	-\$70	\$1,400
Remaining Shortfall	\$330	\$300	-\$30	\$600
Starting Balancing Account at Year End				\$1,400
Remaining Funds in Balancing Account				\$0

6

7 There will be no additional true up for the CRR Holders, and no revenues will be
8 available for PTOs.

9

10 ***Scenario c: No Funds in the CRR Balancing Account***

11 In this case, no further adjustments are made to CRR payments and charges and
12 no revenues will be available for distribution to the PTOs.

13

14 **Q. Is there a difference between hourly, monthly or annual settlement of CRRs
15 obtained through the allocation or auction?**

16 **A.** No. It makes no difference if the CRR was obtained through the annual or the
17 monthly allocation or auction for all practical Settlement purposes. Their
18 treatment in hourly settlement, monthly true-up and annual true-up are the same.
19 In any given hour any shortfall payment or receipt is applicable to the entity

1 holding CRRs in that hour regardless of whether the CRR was obtained from
2 annual or monthly process or in the secondary market.

3

4 **Note:** The difference between how CRR was obtained (from CRR allocation or
5 auction or secondary market) and its seasonal or monthly nature will be tracked
6 for the following purposes that are unrelated to CRR settlements:

7 1. Grandfathering for allocated CRRs. Note that only CRRs acquired in the
8 annual allocation (not auction) process can be grandfathered, and if CRRs are
9 traded, the grandfathering privilege remains with the allocated LSE; it does
10 not get transferred with the secondary transfer of CRRs.

11 2. The auction price (of primary interest to Market Monitoring).

12 3. Credit posting for the term of counterflow CRRs.

13

14 **Q. Can CRRs be traded?**

15 **A.** Yes. CRRs may be traded regardless of whether they were acquired through
16 CAISO's CRR Allocation or CRR Auction process. CRR trades in the secondary
17 market are allowed in daily blocks, separately for peak- and off-peak periods.

18

19 Regardless of whether CRRs were obtained through the allocation or the auction
20 process, the CRR Holder can break up the seasonal CRRs into monthly CRRs, or
21 break up both the seasonal and monthly CRRs into daily CRRs or any interval in
22 between in units of whole days as defined by the TOU period of the CRR. The

1 CRR Holder can also break up the total amount of CRRs it has from any source to
2 any sink and trade them in denominations down to 0.1 MW increments if it so
3 wishes. However, the CRR Holder cannot break up a CRR from source A to sink
4 B into two CRRs from A to C and C to B.

5
6 The CAISO does not facilitate secondary market trade of CRRs; however such
7 trades must be reported to the CAISO for proper credit or charge to the CRR
8 Holder. Since CRRs traded may entail liabilities (counterflow CRRs), registered
9 secondary transfers will be on hold until creditworthiness of the transferee is
10 verified or established, to minimize the risk that transfer of counterflow CRRs
11 will not cause revenue shortfall due to default.

12

13 **Q. What LDFs will be used for pricing the LMP of a Load zone for purposes of**
14 **CRR settlements?**

15 **A.** In Release 1, the CAISO will use the same LDFs used in the IFM to settle with
16 CRR Holders having a Load zone as the CRR sink. As a result, if the schedules
17 and CRRs are consistent, the Energy market settlement and CRR settlement will
18 be settled based on the same LDFs for the Load zone sink. However, since the
19 LDFs used for the CRR Simultaneous Feasibility Test (SFT) are not the same as
20 the LDFs used to pay the CRR Holders, this method of Load zone pricing for
21 CRR settlements, may increase the risk of hourly Congestion revenue inadequacy
22 to pay CRR entitlements.

1

2 In MRTU Release 2, the CAISO will consider applying the LDFs used during the
3 CRR release for the Load zones to settle with CRR Holders. This will improve
4 CRR revenue adequacy. However, under this approach even if the schedules and
5 CRRs are consistent, the Energy market settlement and CRR settlement could be
6 settled based on different Load zone LDFs and thus different effective prices; the
7 CRR Holder could be paid higher or lower than the amount charged for
8 Congestion associated with its Energy settlement in the Day-Ahead Market.

9

10 **Q. What weights will be used for pricing Trading Hubs for purposes of CRR**
11 **settlement?**

12 **A.** The CAISO will use two sets of on-peak and off-peak weights for each season
13 based on the metered Generation output of all generating resources included in the
14 hub definition from a prior period. The CAISO will be using the same weights
15 for settling both CRRs and Energy at the Trading Hubs.

16

17 **Q. How are Multi-Point CRRs settled?**

18 **A.** Multi-Pont CRRs are settled based on 1) the sum of the CRR MW at each sink
19 multiplied by the corresponding sink's MCC, minus 2) the sum of the CRR MW
20 at each source multiplied by each source's corresponding MCC.

21

1 Note that Multi-Point CRRs will be offered as CRR Obligations only. In the case
2 of hourly net Congestion revenue shortfall, the Multi-Point CRR
3 payments/charges will be prorated.

4

5 **Q. Will CRRs hedge against marginal losses?**

6 **A.** No. CRRs will hedge against Congestion costs only.

7

8 **Q. Why are CRRs not used for hedging against marginal losses?**

9 **A.** The CRR product as currently designed is based on balanced source and sink
10 MWs. Using such CRRs to hedge both Congestion and marginal losses would
11 result in revenue deficiency for CRR Holders. Theoretically, it is possible to
12 design a different type of (unbalanced) CRRs to hedge against both Congestion
13 and marginal losses, but such CRRs are in experimental stage.

14

15 **VI. ANCILLARY SERVICES PROCUREMENT, PRICING, PAYMENT AND**
16 **COST ALLOCATION**

17 **A. Ancillary Services Requirements**

18 **1. Ancillary Services Products**

19 **Q. What are the Ancillary Services that the CAISO will procure under MRTU?**

20 **A.** The CAISO will procure Regulation, consisting of Regulation Up and Regulation
21 Down, Operating Reserves consisting of Spinning Reserve and Non-Spinning
22 Reserve, as well as Voltage Support and Black Start Capability. Regulation and

1 Operating Reserves are procured in the CAISO spot markets (IFM, and
2 incrementally as needed in HASP and Real-Time)and are procured based on a
3 resource ramp time of 10 minutes; Voltage Support and Black Start Capability
4 will be procured via long-term contracts rather than in the Day-Ahead and
5 shorter-term markets.

6

7 **Q. How will the CAISO determine the amount of each Ancillary Service to**
8 **procure under MRTU compared with its present procurement practices?**

9 A. Under both the CAISO's current market design and MRTU, Regulation Up and
10 Regulation Down are needed for Automatic Generation Control ("AGC"). The
11 CAISO must have sufficient generating capacity under AGC in order to
12 continually balance generation in response to Western Interconnection frequency
13 changes (based on the frequency bias assigned to the CAISO) and to maintain
14 interchange schedules with the CAISO's neighboring Control Areas.

15

16 The CAISO sets its Regulation reserve target as a percentage of CAISO Demand
17 Forecast (Demand Forecast excluding Exports) for the hour based upon its need to
18 meet the WECC and North American Reliability Council ("NERC") performance
19 standards (primarily CPS1 and CPS2). However, the percentage targets can be
20 different for Regulation Up and Regulation Down. The percentage targets can
21 also vary based on the hour of the operating day. The CAISO's Regulation

1 targets (in MWh) may change if its Load forecast changes after running the Day-
2 Ahead Market.

3

4 With respect to the procurement of Operating Reserves, the CAISO will continue,
5 under MRTU, to set its procurement target in accordance with WECC MORC
6 (Minimum Operating Reliability Criteria) requirements. Currently, based on
7 these standards, the CAISO procures Operating Reserves equal to the greater of (a)
8 5% of the Demand (less net firm Imports) met by hydroelectric resources, plus
9 7% of the Demand (less net firm Imports) met by thermal resources, or (b) the
10 single largest Contingency. In practice, the former (quantity of Operating
11 Reserves based on percentage of Demand) is greater and sets the requirements
12 system-wide. However, if the CAISO must target procurement of Operating
13 Reserves on a more granular basis, such as AS sub-regions, discussed below, the
14 latter criteria (quantity of Operating Reserves based on the largest contingency)
15 could drive the procurement of Operating Reserves in one or more of the smaller
16 regions. In addition, under the current standards, at least 50% of the Operating
17 Reserve requirement must be met by Spinning Reserves, and no more than 50%
18 of the Operating Reserve requirements may be met from Imports of AS.
19 Moreover, the quantity of AS Imported from a single tie may be limited to 25% of
20 the total system-wide AS requirement, at the operator's discretion.

21

1 The CAISO will continue, under MRTU, to follow these practices or whatever
2 other WECC standards may replace them by the time MRTU is implemented.

3

4 Also, under MRTU, as today, the quantities of Regulation Up, Regulation Down,
5 and Operating Reserves that the CAISO targets for each hour of the operating day
6 will be published as part of the Public Market Information (PMI) by 6:00 p.m.
7 two days prior to the operating day.

8

9 **Q. You did not list Replacement Reserve as one of the Ancillary Services that**
10 **the CAISO will procure under MRTU. What will serve the role, under**
11 **MRTU, of the capacity that the CAISO previously procured as Replacement**
12 **Reserve?**

13 A. Replacement Reserve was not among the Ancillary Services that FERC required
14 transmission providers to procure under Order No. 888 and Order No. 2000.
15 However, it was included as part of the initial CAISO market design, in the
16 absence of Resource Adequacy requirements and a must-offer obligation
17 (“MOO”), as insurance that there would be adequate capacity in Real-Time to the
18 extent that CAISO operators could not rely on Supplemental Energy Bids to
19 satisfy 100% of the Real-Time system needs within a comfortable margin. The
20 MOO, instituted by FERC in 2001 (“FERC MOO”) made it unnecessary for
21 CAISO to procure Replacement Reserves. Under MRTU, the Resource
22 Adequacy must-offer Obligation (“RA-MOO”) will serve the same function, and

1 likewise make it unnecessary for the CAISO to procure Replacement Reserves.
2 Moreover, the RUC function will greatly enhance cost-effective use of resources,
3 and replace the current must-offer Waiver Denial process that is in place in
4 conjunction with the FERC MOO.

5
6 A secondary function of the Replacement Reserve was to replenish Operating
7 Reserves that were used to produce Energy in Real-Time. However, because
8 Replacement Reserve was a 60-minute product, there was no guarantee that it
9 would necessarily include adequate 10-minute responsive capacity that would be
10 substitutable for Operating Reserves.

11

12 **Q. Some ISOs have a “slower” (30-minute) Operating Reserve product in**
13 **addition to 10-minute Operating Reserves. Did the CAISO consider**
14 **including such a product in the MRTU design?**

15 A. Yes, but not for the initial MRTU implementation (Release 1). However, the
16 CAISO plans to explore the possible inclusion of a 30-minute Operating Reserve
17 product in MRTU Release 2.

18

19

20

1
2
3
4
5
6
7
8
9
10
11
12
13
14
15
16
17
18
19
20
21
22

2. Ancillary Service Regions

Q. How, under MRTU, will the CAISO procure Ancillary Services in order to meet local Ancillary Services requirements, as compared to its current market design?

A. Under MRTU, the CAISO will calculate and procure AS primarily for the entire CAISO Control Area. However, the CAISO will, at the same time, take into account the minimum amount of AS that is needed within specific areas in the CAISO Control Area (usually Load pockets) as well as the amount of AS above which it would not be prudent to concentrate the Supply of AS in one area (usually Generation pockets and imports). The extent to which the locational dispersion of AS Supply may be enforced by the CAISO (*i.e.*, treated as binding constraints) depends on the locational spread of Demand within the Control Area, regional transmission limitations, available transmission capacity, transmission outages, the locational mix of Generation, and Generation outages.

Under the CAISO's current market design, AS requirements are determined for the entire Control Area. If the Ancillary Services procurement software procures a disproportionate amount of AS in one zone, the procurement is repeated based on a zonal split. A market notice is issued when the split zones are used for AS procurement. The zonal split is usually between NPZP (*i.e.*, the combination of zones NP15 and ZP26) on one side and SP15 on other side.

1

2 In contrast, under MRTU, the zonal boundaries (AS regions) and limits
3 (minimum or maximum AS from each AS region) will be included in the Bid
4 Cost optimizing market clearing process, and the procurement in each region will
5 be accomplished automatically through the enforcement of the AS regional and
6 Intertie constraints.

7

8 **Q. What are Ancillary Services Regions?**

9 A. Broadly speaking, an AS Region is an area of the power system for which AS
10 requirements will be specified under MRTU. More precisely, the quantity (MWh)
11 of each AS product to be procured from resources in each AS region must not be
12 below (or above) a specific amount. Stated differently, each AS Region will
13 include a collection of resources certified to provide AS, along with a lower
14 bound specifying the minimum amount of AS that must be procured from those
15 resources, or an upper bound specifying the maximum amount of AS that may
16 prudently be procured from those resources. AS Regions may or may not be
17 mutually exclusive, *i.e.*, a resource may belong to more than one AS Region.

18

19 **Q. What are the AS Regions that will exist at the time of MRTU
20 implementation?**

21 A. Under MRTU, the two primary AS regions will consist of: 1) the System Region,
22 which is defined as the entire CAISO Control Area; and 2) the Expanded System

1 Region, which consists of the entire CAISO Control Area, along with the Import
2 Scheduling Points.

3

4 However, the CAISO will also have the ability, under MRTU, to create new AS
5 Regions, if the CAISO determines that it is necessary to procure AS on a
6 geographically more granular basis. Initially, with the implementation of
7 MRTU, the Sub-Regions will be the same as the existing transmission zones (*i.e.*,
8 NP15, SP15 and ZP26). In addition, the CAISO will have the authority to modify
9 the boundaries of the AS Regions. If the CAISO establishes Sub-Regions or
10 changes the use of existing Ancillary Service Regions, it will issue a Market
11 Notice as soon as reasonably practicable after the occurrence of circumstances
12 that leads the CAISO to establish Sub-Regions or change the use of existing
13 Ancillary Service Regions. If for example, the circumstance leading to a change is
14 an extended planned outage of a transmission line or generating resource, the
15 CAISO notice can be prior to submission of Bids in the Day-Ahead Market on the
16 day in which the outage is to occur. If a transmission outage or Generating Unit
17 outage is a Forced Outage, the CAISO will give notice of any change in the use of
18 Ancillary Service Regions as soon as reasonably practicable after the occurrence
19 of the Forced Outage.

20

21

22

1 **Q. What are the criteria that the CAISO will employ for adjustment of AS**
2 **Regions?**

3 A. The CAISO's decision to adjust the boundaries of existing AS Regions, or to
4 create new AS Regions, will be based on operational reliability needs..
5 Specifically, the CAISO will consider such factors as the locational spread of
6 Demand within the Control Area (e.g., differential Load growth), Generation or
7 transmission additions, changes in regional transmission limitations, changes in
8 the available transmission capacity, and extended transmission or Generation
9 outages. However, with respect to AS Regions with minimum AS requirements
10 (*i.e.* Load pockets), in addition to the factors I just listed, market power issues
11 must also be considered in deciding whether or not to create a more granular AS
12 Region. This is because under MRTU, there will be no local market power
13 mitigation for AS (other than the system-wide AS Bid cap). Therefore, creating a
14 more granular AS region within a region that qualifies as a Load pocket has the
15 potential to allow resources within that region to exercise market power.

16

17 **Q. Can AS Regions overlap?**

18 A. Yes. AS regions can be mutually exclusive or nested, meaning that one region
19 may be entirely included as part of a larger region. For example, the zones SP15,
20 ZP26, NP15, and the Interties may be defined as AS Regions under MRTU.
21 These are mutually exclusive AS Regions, in that they have no overlap. However,
22 an NPZP region could be defined as a "Northern" AS Region encompassing both

1 NP15 and ZP26 zones. Also, as I explained previously, there is a System Region
2 defined to include all AS certified resources internal to the CAISO Control Area,
3 and there is also the Expanded System Region which consists of the System
4 Region as well as the certified system resources outside the CAISO Control Area.
5 Given these AS Region definitions, NP15, NPZP, the System Region, and the
6 Expanded System Region are nested, *i.e.*, one is entirely included in another. If
7 necessary, for the reasons I described earlier, other AS Regions can be defined
8 within the CAISO Control Area as Sub-Regions of the System Region as long as
9 they are either mutually exclusive or nested within other previously defined AS
10 Regions. For example, the Los Angeles basin could be defined as an AS Region,
11 in which case it would be wholly encompassed by the SP15 Region, which is in
12 turn in the System Region, which itself is in the Expanded System Region.
13
14 Theoretically, the CAISO could also create partially overlapping AS Regions.
15 However, such AS Regions are not expected to be needed, and as I will discuss
16 later, will be avoided if possible. For example, it would not be advisable to define
17 both a "Southern" region (SPZP) consisting of SP15 and ZP26, and a "Northern"
18 region (NPZP), consisting of NP15 and ZP26, because they would overlap only
19 partially (both would include resources in ZP26). Only one of NPZP or SPZP
20 should be defined as an active AS Region.
21

1 **Q. Would AS procured in a Sub-Region count towards the AS requirement for**
2 **the larger Region in which it is nested?**

3 A. Yes. In the case of nested (or overlapping) Regions, the capacity procured in the
4 lowest granularity region (e.g. ZP26), would count towards the AS requirement
5 for the larger (e.g., NPZP) region, but not vice versa.

6

7 **Q. Can a resource Supply AS in more than one AS Region?**

8 A. Yes, a resource can Supply AS to more than one Region in the sense that that
9 capacity would count towards satisfying the minimum AS procurement
10 requirement for multiple regions, as stated in response to the previous question.
11 Capacity from a single resource can satisfy the AS requirement for multiple
12 regions if the regions are nested. For instance, a resource in ZP26 may satisfy
13 requirements for several AS regions, including ZP26, NPZP (NP15 plus ZP26),
14 the System region, and the Expanded System Region.

15

16 **3. AS Self-Provision and Trade**

17 **Q. Under MRTU is it possible for resources to Self-Schedule AS, that is, to offer**
18 **to sell AS as a price taker without submitting a Bid price?**

19 A. Yes. Under MRTU, resources will be permitted to schedule AS as price takers by
20 Self-Providing AS. The information submitted to Self-Provide AS under MRTU
21 is referred to as a “Submission to Self-Provide an Ancillary Service” as opposed
22 to describing the submission as a “schedule to Self-Provide” (generally

1 “schedule” is used to refer to something issued by the CAISO and not information
2 submitted to the CAISO). The term “Self-Provided Ancillary Services” refers to
3 a Submission to Self-Provide that has been accepted by the CAISO. Acceptance
4 means the CAISO has determined the submission is feasible with regard to
5 resource operating characteristics and regional constraints and is qualified to
6 provide the Ancillary Service in the market for which it was submitted. In this
7 testimony, an accepted Submission to Self-Provide AS will be referred to as either
8 Self-Provided Ancillary Services or “qualified Self-Provision.”

9

10 **Q. Can resources Self-Provide AS for all services and in all markets?**

11 A. Under MRTU, resources will be permitted to Self-Provide the four reserve
12 services (Regulation Up, Regulation Down, Spin, and Non-spin), but not Voltage
13 Support and Black Start Capability. Moreover, resources will be able to Self-
14 Provide AS in both the IFM and in the Real-Time Market. However, the Real-
15 Time AS procurement process will accept Submissions to Self-Provide AS only
16 to the extent that incremental procurement of AS is needed in Real-Time to
17 satisfy any AS shortfall from the Day-Ahead time frame.

18

19 **Q. Will there be any limits on the amount of AS that can be Self-Provided?**

20 A. Yes. There will be a limit on the total amount of Self-Provided AS in that the
21 total amount of Self-Provided AS by all SCs in an AS Region cannot exceed the
22 corresponding AS Region maximum limit. If it does, then the amount of Self-

1 Provided AS in the constrained AS region will be reduced pro rata among the SCs
2 Self-Providing AS from resources with the constrained AS Region. The amount
3 of AS that can be Self-Provided by a SC in accordance with this limitation is
4 referred to as the “qualified Self-Provision” amount in this testimony.

5

6 **Q. How will qualified Self-Provided AS be treated vis-à-vis AS Bid into the**
7 **CAISO markets?**

8 A. In the MRTU integrated market clearing process, qualified Self-Provided AS will
9 be treated with a higher priority than AS that is Bid into the markets. Moreover,
10 qualified Self-Provided AS is not eligible to set the AS Market Clearing Price
11 (ASMP) and does not receive the ASMP. Instead, any qualified Self-Provided
12 capacity offsets a portion of the AS obligation of the Self-Providing SC and
13 decreases the amount of AS that the CAISO purchases in the Energy-AS co-
14 optimization process.

15

16 **Q. Will an SC be permitted to Self-Provide AS in excess of its own AS**
17 **obligations? If so, how will this excess capacity be treated?**

18 A. Although the total of all qualified Self-Provided AS cannot exceed the total
19 CAISO requirement for that service, an individual SC may end up with an amount
20 of qualified Self-Provided AS that exceeds that SC’s own AS obligations. Any
21 such excess qualified Self-Provided AS is paid an average AS price, referred to as

1 the “user rate,” for that service. I will, later in my testimony, describe in detail
2 how the CAISO calculates the user rate for Ancillary Services.

3

4 **Q. Will SCs be permitted to Self-Provide AS from imports?**

5 A. Not initially. Although AS imports will be accommodated in MRTU, the initial
6 MRTU software Release 1 will limit AS Self-Provision to internal resources.
7 MRTU Release 1 will not accommodate Self-Provision of AS from the Interties
8 for any of the MRTU markets (IFM, HASP, or Real-Time), for all entities. The
9 reason for this limitation is primarily software-related, and the CAISO plans to
10 explore the merits of including this functionality as part of MRTU Release 2. SCs
11 that would otherwise plan to satisfy their AS obligation through self-provided AS
12 imports will have the option of, instead, Bidding their AS imports into the market
13 at \$0 (or a negative) price.

14

15 **Q. What is the difference, under MRTU, between an SC Self-Providing AS and**
16 **Bidding AS at \$0?**

17 A. There are three main differences:
18 (1) Although AS Bids must be accompanied by Energy Bids (as I discuss in
19 more detail below), an SC Self-Providing AS does not have to submit an
20 Energy Bid in the IFM for the Self-Provided AS capacity, but can instead
21 submit an Energy Bid in HASP/Real-Time. However, an SC Bidding AS
22 (even when Bidding at \$0 for AS capacity) must submit an Energy Bid.

1 (2) Because Energy and AS are co-optimized, an AS Bid of \$0 may still lose
2 to (*i.e.*, not be selected in lieu of) a higher-priced AS Bid (e.g. \$2). This is
3 because the MRTU optimization process, which determines which AS
4 Bids are selected, is not based on AS Bid costs alone, but implicitly
5 includes the sum of the AS Bid price and the Energy opportunity cost for
6 the resource. I discuss this concept in greater detail later in this section.

7 (3) Self-provided AS reduces an SC's AS obligation, but an AS award based
8 on a Bid price (even a \$0 Bid price) does not. To understand the meaning
9 of this difference in practice, consider an entity with a Load of 100 MW.
10 Assume that that SC's AS obligation is 7% of its Load. Thus, the SC's
11 obligation is 7 MW. If the SC Self-Provides 5 MW of AS, it is charged
12 for only 2 MW of AS at the AS user rate. Assume the user rate is
13 \$10/MW/h. The net charge to the SC is thus $\$10 * 2 = \20 . However, if
14 the SC instead Bids in the 5 MWs of its AS at \$0, and that Bid is selected,
15 it is paid the ASMP (assume an ASMP of \$8/MW/h). The SC is therefore
16 paid the total of $\$8 * 5 = \40 , but it is, in turn, charged for 7 MW of AS at
17 the user rate, *i.e.*, $\$10 * 7 = \70 . Thus, in this example, the SC that cannot
18 Self-Provide but attempts to replicate Self-Provision by Bidding in at \$0
19 the capacity that it would have otherwise Self-Provided has a net charge of
20 \$30. Whereas the entity that can Self-Provide faces a smaller net charge
21 of \$20. It is important to understand, however, that this result is
22 contingent on the relationship between the applicable ASMP and the user

1 rate. If, in the example just provided, the ASMP happened to be higher
2 (say, \$12/MW/h), the SC would have been paid $\$12 * 5 = \60 by selling
3 the AS capacity, rather than Self-Providing that quantity, and therefore its
4 net charge would have been $\$70 - \$60 = \$10$ (instead of \$20 when it Self-
5 Provided). In other words, depending on the relationship between the
6 ASMP and the user rate, a Self-Provider may end up paying more or less
7 than an entity Bidding its capacity into the AS market as a price taker (*i.e.*,
8 Bidding a \$0 or negative price).

9
10 **Q. Will an SC be permitted to Self-Provide AS in any Region regardless of**
11 **where the entity has its AS obligation(s)?**

12 A. Yes. An SC's qualified Self-Provided AS, that is not subsequently withdrawn or
13 otherwise subjected to AS "No Pay" provisions, will count towards satisfying that
14 SC's AS obligation for that service regardless of which AS region it is supplied
15 from. However, as stated earlier, MRTU Release 1 limits Self-Provision to
16 resources within the CAISO Control Area.

17
18 **Q. Will the MRTU market design permit AS to be traded between SCs, and if so,**
19 **how?**

20 A. Yes. As with the CAISO's existing market design, under MRTU, SCs will be
21 able to trade AS among themselves. These trades must be for a fixed quantity of
22 AS (e.g., 10 MW of Spinning Reserve) and for a single hour or block of hours.

1 These trades are financial transactions between SCs, with a net zero sum impact
2 on the CAISO's AS requirements or procurement targets. The result of such a
3 trade will be, for the trade period, to increase the net AS obligation of the seller,
4 and reduce the net AS obligation of the buyer, for the traded service and quantity.

5

6 **B. Ancillary Services Pricing**

7 **1. Ancillary Services Bids**

8 **Q. What are the components of an AS Bid?**

9 A. An AS Bid is a capacity offer in dollars per Megawatt per hour (\$/MW/h). Unlike
10 an Energy Bid, which consists of a multi-segment price/quantity curve, an AS
11 capacity Bid consists only of a single price. The quantity and price may be
12 different for each Trading Hour, each market, and each service.

13

14 A resource may both self-provide (subject to the qualification rules pertaining to
15 AS self provision) and Bid AS from the same resource in a given Trading Hour as
16 long as the total amount of AS capacity from the resource, including both self-
17 provided and Bid quantity, does not exceed the applicable certified maximum AS
18 capacity of the resource. Resources must specify through a flag whether their
19 Spinning and Non-Spinning awards are to be treated as contingency reserve, *i.e.*,
20 whether they will be available for Real-Time Dispatch under contingency
21 conditions only, or whether they can be Dispatched optimally in Real-Time under
22 all conditions. The contingency flag is ignored in the IFM market-clearing process,

1 and does not affect AS procurement. It is only considered for purposes of Energy
2 Dispatch in Real-Time.

3

4 **Q. Will resources be permitted to submit a contingency flag only for specific**
5 **hours during a Trading Day?**

6 A. Not initially. Under MRTU Release 1, a resource that wishes to have its Spinning
7 and Non-Spinning AS Bids treated as contingency reserves must do so for all
8 Trading Hours of the applicable Trading Day.

9

10 **Q. How will the CAISO choose which AS Bids to award under MRTU?**

11 A. AS Bids will be evaluated simultaneously with Energy Bids. Therefore, capacity
12 from resources not already scheduled, for which both Energy and AS Bids are
13 submitted, will be selected optimally either for an Energy Schedule (or Dispatch)
14 or for provision of AS. In the Day-Ahead IFM, this applies to resource capacity
15 not already Self-Scheduled for Energy or used for qualified AS self-provision. In
16 HASP/Real-Time, this will apply to resource capacity not already awarded an
17 Energy or AS Schedule in the Day-Ahead IFM or incrementally Self-Scheduled
18 for Energy in HASP.

19

20 For example, in the Day-Ahead IFM, AS Bids will be evaluated simultaneously
21 with Energy Bids to clear Bid-in Supply and Demand, and to meet the AS
22 requirements net of qualified AS self-provision, subject to all transmission

1 constraints for Energy, and the tie and AS regional constraints for AS. In this
2 process, both the LMPs for Energy and the ASMPs are determined.

3

4 **Q. Will resources be required to submit Energy Bids along with AS Bids?**

5 A. Yes. Under MRTU, all AS Bids must be accompanied by an Energy Bid, in order
6 for the AS Bid to be considered in the AS selection process (which is part of the
7 simultaneous Energy, AS, and Congestion market clearing process). The only
8 exception to this rule is AS that is self-provided in the Day-Ahead IFM, for which
9 an Energy Bid must be submitted later, specifically, in the HASP/Real-Time Bid
10 submission timeframe.

11

12 **Q. You mentioned that the “contingency flag” will be ignored in the IFM**
13 **clearing process. You also stated that resources will be required to Bid in**
14 **Energy along with AS Bids. Given these constraints, how can a resource,**
15 **such as a hydro or other use-limited resource, that wishes to provide**
16 **contingency-only Operating Reserves, but not Energy, participate in the IFM?**

17 A. Such a resource will have two options. First, it can self provide contingency-only
18 AS in the IFM. Second, it can Bid in AS, but submit a daily Energy limit of 0
19 MWh in the IFM (the concept of daily Energy limits is explained in the testimony
20 of Dr. Kristov).

21

1 **Q. Please describe how Ancillary Services Marginal Price (“ASMPs”) will be**
2 **calculated.**

3 A. Generally speaking, under MRTU, the ASMP for a given service at a given
4 “location” will be the cost of procuring an increment (MW) of that service at that
5 location. It should, however, be understood that the use of the word “location”
6 here is not entirely precise because the “locations” where AS requirements are
7 defined are AS Regions, whereas ASMPs are determined for individual nodes.
8 This is a somewhat academic distinction, however, because in practice all nodes
9 belonging to exactly the same set of AS regions (*i.e.*, located within the
10 intersection of multiple AS regions) have the same ASMP. To better understand
11 this statement, consider the Expanded System Region along with all of the AS
12 Regions. Because some AS regions have common areas (are nested), collectively
13 they divide up the Expanded System Region into non-overlapping smaller areas.
14 The ASMP for all nodes within each of these smaller areas is the same.
15
16 ASMPs can be described more precisely in terms of “Regional Ancillary Service
17 Shadow Prices (“RASSPs”).” RASSPs are produced as a result of the co-
18 optimization of Energy and AS for each AS Region, and represent the cost
19 sensitivity of the relevant binding regional constraint at the optimal solution, *i.e.*,
20 the marginal reduction of the combined Energy-AS procurement cost associated
21 with a marginal relaxation of that constraint. If neither of the constraints (upper
22 or lower bound) is binding for an AS Region, then the corresponding RASSP is

1 zero. The ASMP for a given service at a particular node is the sum of all RASSPs
2 for that service over all AS regions that include that node. It thus follows that all
3 resources located in exactly the same set of AS Regions (or more precisely, all
4 resources located in the mutually exclusive sets defined by the Boolean
5 intersection of AS Regions), will have the same ASMP. For example, if the
6 defined AS Regions consist of NP15, ZP26, SP15, the System Region, the
7 interties, and the Expanded System Region, then all resources within NP15 will
8 have the same ASMP, as will all resources within SP15 and all resources within
9 ZP26.

10

11 The ASMP so computed at each node for each service will not be lower than the
12 highest accepted AS Bid for that service from any resource at that node. In fact,
13 the ASMP would also reflect any lost opportunity costs associated with keeping
14 the resource capacity unLoaded for AS instead of scheduling that capacity as
15 Energy in the same market.

16

17 **Q. How will Congestion on an intertie impact the ASMP for resources Bidding**
18 **in AS over that intertie?**

19 A. If the intertie is not defined by itself as an AS Region, or if it is so defined but
20 neither the upper nor the lower bounds on that intertie AS region are constraining,
21 then the ASMP at the intertie reflects the result of economic competition between
22 AS and Energy Bids in using the intertie's limited transmission capacity. In such

1 a case, the ASMP at the intertie will include an Energy opportunity cost that does
2 not reflect the reduction of the LMP at the tie due to Congestion, *i.e.*, assigns a
3 higher opportunity cost than the difference between the LMP at the tie and the
4 resource's Energy Bid price. This increased opportunity cost is really the shadow
5 price of the congested intertie. The shadow price of a congested intertie is the
6 cost sensitivity of the binding intertie constraint at the optimal solution, *i.e.*, the
7 marginal reduction of Energy-AS procurement costs associated with a marginal
8 relaxation of that constraint. AS awards from intertie resources are charged
9 explicitly for the marginal cost of intertie congestion at the relevant intertie
10 shadow price.

11

12 **Q. Please explain how the CAISO will take into account AS Bid prices and**
13 **Energy opportunity costs in selecting the AS suppliers. In particular, will the**
14 **CAISO ensure that the AS supplier with the lowest AS Bid price or lowest**
15 **opportunity costs is selected?**

16 A. The selection of AS providers will be based on the combination of AS Bid prices
17 and the Energy opportunity costs, rather than each in isolation. The sum of the
18 two is implicitly considered in the joint optimization of Energy and AS. Indeed,
19 the ASMP represents the sum of the AS Bid price and the Energy opportunity
20 costs of the marginal resource. ASMPs are marginal prices but the determination
21 of the marginal resource is based on a co-optimization of Energy and AS.

22

1

2 Therefore, the fact that a particular resource has a lower AS Bid or lower
3 opportunity costs relative to another resource at the same location does not
4 necessarily mean that it will be selected. A resource with a low AS Bid price
5 may lose to a resource with a higher AS Bid price at the same location if the
6 former has a higher opportunity cost. Similarly, a resource with a low
7 opportunity cost may lose to a resource with a higher opportunity cost if the
8 former has a higher AS Bid price. In any case, the AMSP at each location can not
9 be lower than the sum of the AS Bid price and the Energy opportunity cost of any
10 resource selected (based on their Bids) to provide AS at that location.

11

12 **Q. Can you please provide an example to illustrate this concept?**

13 A. Yes.

14

15 **Example VI.1 - Energy and AS co-optimization, Part I:**

16 In order to focus on the issue at hand (*i.e.* the impact of AS and opportunity costs
17 of Energy on the AS selection process), assume a single AS region, with no
18 Imports, and consider only one service (e.g., Spinning Reserve), which is co-
19 optimized with Energy. In addition, to further simplify this hypothetical example,
20 assume no transmission Congestion, no losses, and vertical (price taker) Energy
21 Demand.

22

1 Assume that the vertical Demand for Energy is 160 MW and that the AS
2 requirement for the region in question is 20 MW. Assume further that there are
3 only two 100 MW units A and B, each with an AS ramp rate high enough so that
4 each can provide the entire 20 MW of required AS. Unit A has an Energy Bid of
5 \$30/MWh and an AS Bid of \$2/MW/h. Unit B has an Energy Bid \$35/MWh and
6 an AS Bid \$8/MW/h.

7

8 Since we are assuming that there is no transmission Congestion or losses, it
9 follows that:

- 10 • Optimizing Energy alone would result in a solution with 100 MW
11 of Energy from Unit A and 60 MW of Energy from Unit B. This
12 would use all of the available capacity of Unit A for Energy, and
13 result in Unit B Supplying all 20 MW of the required AS. Given
14 this result, the total cost of Energy and AS would be equal to $(\$30$
15 $* 100 + \$35 * 60 + \$8 * 20) = \$5,260$.
- 16 • Optimizing the AS procurement first would result in obtaining the
17 necessary 20 MWs of AS from Unit A alone since its AS Bid price
18 is lower. This would decrease the amount of Energy that Unit A
19 could provide, resulting in a cost of $(\$2 * 20 + \$30 * 80 + \$35 * 80)$
20 $= \$5,240$ for the combined Energy and AS procurement.
- 21 • These are the two bookend solutions from the point of view of total
22 costs. The costs associated with any other combination of

1 procuring the AS and Energy requirements from the two units in
2 this example would necessarily fall in between these two solutions.
3 Among the two, the least cost solution for procuring Energy and
4 AS together (simultaneously) is the latter (\$5,240 compared to
5 \$5,260).

6 • Therefore, the co-optimization of Energy and AS results in
7 procuring 80 MW of Energy and 20 MW of AS from Unit A and
8 80 MW of Energy from Unit B. The marginal price of Energy is
9 therefore \$35/MWh, because that is the cost of meeting an
10 additional MW of Load. The ASMP is the cost of procuring 1
11 more MW of AS. This would mean procuring 1 more MW of AS
12 from unit A at \$2/MW, but this would also require replacing 1
13 MW of Energy from Unit A with 1 MW of Energy from Unit B,
14 with an Energy Bid cost increase of $(\$35 - \$30) = \$5/\text{MWh}$.
15 Therefore, the total cost of procuring 1 more MW of AS is $\$2 + \5
16 = \$7. This total is the ASMP. Since there is one AS Region in this
17 example, this is the ASMP at both locations of Units A and B.

18

19 The following table summarizes the Bids, market-clearing quantities and Market-
20 Clearing Prices (LMPs for Energy and ASMPs for AS). Note that because there
21 is no transmission congestion, and because losses are ignored, the Energy LMPs
22 are the same at A and B:

1

Unit	Capacity (MW)	Energy Bid (\$/MWh)	AS Bid (\$/MW/h)	Energy Award (MW)	AS Award (MW)	LMP (\$/MWh)	ASMP (\$/MW/h)
A	100	\$30	\$2	80	20	\$35	\$7
B	100	\$35	\$8	80	0	\$35	\$7

2

3 Note that the ASMP is in fact the sum of the AS Bid from Unit A (\$2) plus Unit
 4 A’s opportunity cost of Energy (the difference between the Energy price of \$35
 5 and the unselected Energy Bid price of \$30 for the unLoaded capacity of unit A
 6 reserved for AS). In general, the Energy opportunity cost implicitly considered in
 7 the co-optimization process is the difference between a resource’s Energy Bid
 8 price and the Energy LMP at that pricing node.

9

10 Note also that the ASMP is still less than the AS Bid price of Unit B (\$8), which
 11 is the reason why the AS Bid from Unit B was not selected in the co-optimization
 12 process.

13

14 **Example VI.2 - Energy and AS co-optimization, Part II:**

15 Assume that in the previous example the AS Bid from Unit B was \$6/MW/h
 16 (instead of \$8/MW/h). In that case, Unit B would have been selected instead of
 17 the \$2/MW/h AS Bid from Unit A although Unit A has a lower AS Bid price. In
 18 other words, the \$2 AS Bid from Unit A would have lost to the \$6 AS Bid from
 19 Unit B. The following table summarizes the Bids and results in this scenario.

1

Unit	Capacity (MW)	Energy Bid (\$/MWh)	AS Bid (\$/MW/h)	Energy Award (MW)	AS Award (MW)	LMP (\$/MWh)	ASMP (\$/MW/h)
A	100	\$30	\$2	100	0	\$35	\$6
B	100	\$35	\$6	60	20	\$35	\$6

2

3 **Q. Will the ASMP for each resource awarded AS be equal to the sum of the**
 4 **resource’s AS Bid price and its Energy opportunity cost?**

5 A. Not necessarily. The ASMP may actually exceed the sum of a resource’s AS Bid
 6 price and the opportunity cost of the resource. In general, the ASMP is only equal
 7 to the sum of the AS Bid and the Energy opportunity cost of the marginal unit (*i.e.*
 8 the unit setting the ASMP). This ASMP is not lower than the sum of the AS Bid
 9 price and Energy opportunity cost from any other unit in the same location that
 10 was selected to provide AS during the same time interval. Stated differently, a
 11 unit for which the sum of its AS Bid price and Energy opportunity costs exceeds
 12 the ASMP would not receive an AS award.

13

14 In sum, the ASMP at the location of each resource that is selected based on its Bid
 15 price is at least equal to the sum of that resource’s accepted AS Bid price and its
 16 Energy opportunity cost, but may be higher. This can be demonstrated by way of
 17 an example:

1

2 **Example VI.3:**

3 Assume that in addition to Units A and B in Example VI.1, a third Unit C with a
4 10 MW capacity submits an Energy Bid of \$32/MWh and an AS Bid of \$1/MW/h.

5 Under the assumptions set forth in Example VI.1, Unit C would then have been
6 selected to provide 10 MW of AS, with the remaining 10 MW of required AS
7 coming from Unit A. The ASMP would still be set by Unit A at \$7/MW/h. Thus,
8 although the sum of Unit C’s AS Bid price and Energy opportunity cost is \$1 +
9 (\$35 - \$32) = \$4/MW/h, the relevant ASMP (used to pay Unit C for the AS that it
10 provides) is \$7/MW/h.

11

12 The following table summarizes the Bids and results in this case:

Unit	Capacity (MW)	Energy Bid (\$/MWh)	AS Bid (\$/MW/h)	Energy Award (MW)	AS Award (MW)	LMP (\$/MWh)	ASMP (\$/MW/h)
A	100	\$30	\$2	90	10	\$35	\$7
B	100	\$35	\$8	70	0	\$35	\$7
C	10	\$32	\$1	0	10	\$35	\$7

13

14

15 **Q. Can you please expand on the concept of a RASSP that you mentioned above?**

16 A. Yes. The process of Co-optimizing Energy and AS subject to AS Regional
17 constraints will calculate a Regional Ancillary Service Shadow Price (“RASSP”)
18 for each AS Region, which as I noted earlier, represents the cost sensitivity of the
19 relevant binding regional constraint at the optimal solution. The cost sensitivity is

1 the marginal reduction of Energy-AS cost associated with a marginal relaxation of
2 that constraint. If no regional constraint is binding for an AS Region, then the
3 corresponding RASSP is zero. Because AS Regions may overlap or be nested, a
4 resource may be located in several AS regions. The ASMP for a given resource
5 for a given service is the sum of all RASSPs for that service for all AS Regions
6 that include that resource. These concepts can best be illustrated by way of an
7 example.

8

9 **Example VI.4 - RASSP and ASMP Relationship:**

10 Assume the Expanded System Region includes two AS Regions, A and B (e.g.,
11 NPZP and SP15; assume no inerties), with a total AS requirement of 1,000 MW.
12 Each Region must have at least 400 MW of AS procured from resources in that
13 Region. Assume the AS Bids in Region A are all \$5/MW/h and in Region B are
14 all \$15/MW/h. Assume there is adequate low cost Energy Bid from other
15 resources so that the Energy opportunity cost of the resources Bidding to provide
16 AS is \$0. Given the last assumption, the minimum Bid Cost procurement of AS
17 would need to consider only the AS Bid prices.

18

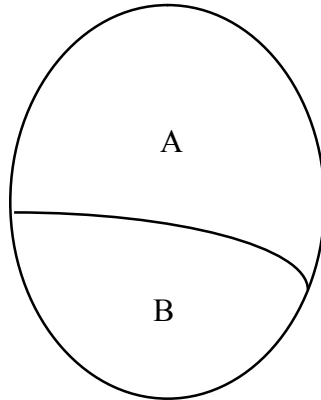
19

20

21

22

1
2
3
4
5
6
7
8
9
10
11
12
13
14
15
16
17
18
19
20



Designating the AS procured from the two Regions as RA and RB, the optimization problem is formulated as follows:

$$\begin{aligned} RA + RB &\geq 1,000 \\ RA &\geq 400 \\ RB &\geq 400 \\ \text{Minimize the AS Bid cost: } &(\$5 * RA + \$15 * RB) \end{aligned}$$

Obviously, if the RB constraint did not exist, all required AS could be procured from resources in RA for a total cost of $\$5 * 1,000 = \$5,000$. However, with the regional constraints as specified, the least cost solution is to procure 600 MW from Region A and 400 MW from Region B for a total Bid cost of $\$5 * 600 + \$15 * 400 = \$9,000$.

1 To compute the AS regional constraint shadow prices, note that the binding
2 constraints are those of the Expanded System Region (RA + RB) and the higher
3 priced Region (RB).

4 • If the Expanded System Region constraint were reduced by 1 MW
5 (*i.e.* 999 MW instead of 1,000 MW), the overall cost of procuring
6 the necessary AS would decrease by \$5. Thus, the RASSP for the
7 Extended System Region is \$5.

8 • If the constraint for Region B were reduced by 1 MW (*e.g.*, 399
9 MW instead of 400 MW), it would allow procurement of 1 more
10 MW from the lower cost Region A and 1 less MW from the higher
11 cost Region B, with a net reduction of $\$15 - \$5 = \$10$. Thus the
12 RASSP for region B is \$10.

13 • Increasing or reducing the 400 MW limit in the low priced region
14 (RA) has no impact on the overall AS procurement cost. Therefore,
15 the RASSP for Region A is \$0.

16

17 Resources providing AS in Region A are included in both Region A and the
18 Expanded System Region and thus their ASMP is the sum of the two RASSPs $\$0$
19 $+ \$5 = \$5/\text{MW/h}$. Resources providing AS in Region B are included in both
20 Region B and the Expanded System Region and thus their ASMP is the sum of
21 the two RASSPs, $\$10 + \$5 = \$15/\text{MW/h}$.

22

1 Note that no resource selected to provide AS would be paid an ASMP below its
2 accepted Bid price.

3

4 **Q. If the RASSP is zero does this mean that AS suppliers will not receive**
5 **capacity payments for the provision of AS?**

6 A. No. If the RASSP is zero for an AS region, it does not mean that the ASMPs for
7 resources within that AS region are zero. This is demonstrated in the previous
8 example, in which the RASSP for region A is zero, but the ASMP for the
9 resources within that region is \$5/MW/h.

10

11 **Q. Can a regional ASMP be negative?**

12 A. Yes, even with all AS Bids being positive, a RASSP can be negative.

13

14 **Q. Can you provide an example demonstrating how a RASSP can be negative?**

15 A. Yes.

16

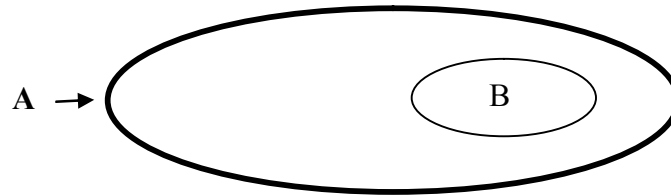
17 **Example VI.5:**

18 Assume there are two AS regions A and B where B is a generation pocket inside
19 A. Assume there are no other AS Regions. So A is, in fact, the Expanded System
20 Region.

21

22

1
2
3
4
5
6
7
8
9
10
11
12
13
14
15
16
17
18
19
20
21
22



Assume the total AS requirement is 400 MW, but due to the generation pocket's transmission constraints, no more than 100 MW of AS may come from resources in B.

Assume all AS Bids from resources in Region A but outside of Region B are \$15/MW/h and all AS Bids from resources in Region B are \$5/MW/h. Assume that there is adequate low cost Energy Bid in from other resources, so that the Energy opportunity cost of the resources Bidding to provide AS is \$0. With the last assumption, the minimum Bid cost procurement of AS would need to consider only the AS Bid prices.

Designating the AS procured from the regions as RA and RB, the optimization problem is formulated as follows:

$$RA \geq 400$$

$$RB \leq 100$$

$$\text{Minimize the AS Bid cost: } [\$15 * (RA - RB) + \$5 * RB]$$

1 If the RB constraint did not exist, all AS could be procured from resources in RB
2 for a total cost of $\$5 \times 400 = \$2,000$. However, with the regional constraints as
3 specified, the least cost solution is to procure 100 MW from Region B and 300
4 MW from resources in Region A outside Region B for a total Bid cost of $\$5 \times 100$
5 $+ \$15 \times 300 = \$5,000$.

6
7 To compute the regional constraint shadow prices, note that the binding
8 constraints are those of the Expanded System Region (RA) and the low priced
9 region (RB).

10

11 If the Expanded System Region constraint were reduced by 1 MW (*i.e.* 399 MW
12 instead of 400 MW of required AS), the overall cost of procuring the necessary
13 AS would decrease by \$15. Thus, the RASSP for Region A is \$15. If the low
14 cost region constraint were reduced by 1 MW (99 MW instead of 100 MW), the
15 overall cost would increase by \$10, because this would mean procuring 1 less
16 MW from Region B (with an associated cost reduction of \$5), but it would also
17 require procuring 1 more MW for the rest of Region A (at \$15 cost). Because the
18 change in the constraint limit (reduction) and the change in the minimum Bid cost
19 (increase) have different signs, the RASSP for Region B is negative; in fact it is
20 $(\$10) / (-1) = -\$10/\text{MW/h}$.

21

1 Note, however, that although the RASSP in Region B is negative, the ASMP for
2 resources selected to provide AS in Region B is not negative. This is because
3 resources in Region B are also in Region A, and their ASMP is the sum of the
4 RASSPs of Regions A and B, *i.e.*, $\$15 + (-\$10) = 5/\text{MW/h}$.

5

6 **Q. What will the suppliers of AS be paid for their awarded AS capacity?**

7 A. Suppliers of AS (except for those that self-provide) are paid the ASMP at the
8 location of the resource providing the relevant service. This includes AS Imports,
9 however, AS Imports across congested interties are charged for Congestion.

10

11 SCs that self-provide AS in excess of their AS obligation are paid the “user rate”
12 for that service. Finally, AS from Imports or non-firm Exports may be paid a
13 fraction of the user rate to the extent that the quantity of AS behind firm Imports
14 exceeds the CAISO’s AS target quantity net of all qualified AS self-provision.

15

16 **Q. Earlier you mentioned that a resource located within several AS regions**
17 **satisfies the requirement of all those regions. You also stated that the ASMP**
18 **is the sum of the RASSPs of the overlapping regions. Will that not result in a**
19 **double payment to resources located in more than one AS Region?**

20 A. No. It is important to understand that the fact that ASMPs can be viewed as the
21 sum of the RASSPs does not change the ASMPs themselves. Therefore, the fact
22 that a resource is located in two different regions does not result in it receiving a

1 double payment. In other words, in the same way that separating an Energy LMP
2 into its system-wide, Marginal Loss, and Congestion components does not change
3 the LMP itself, separating resource ASMPs into the relevant RASSPs does not
4 impact the resource ASMPs.

5

6 **Q. You stated earlier that partially overlapping AS Regions should be avoided**
7 **if possible. Can you explain why?**

8 A. Certainly. The CAISO's investigation of this issue shows no obvious need for
9 overlapping AS Regions from an operational point of view. On the other hand,
10 partially overlapping AS regions can increase AS costs. Therefore, they should
11 be avoided unless absolutely needed due to operational requirements. To
12 understand this concept, consider the following example.

13

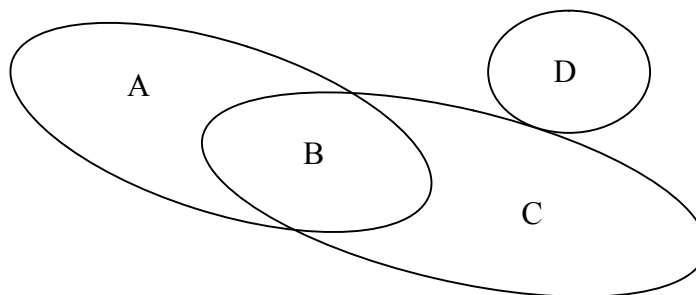
14 **Example VI.6 - Partially Overlapping AS Regions:**

15 Assume there are four locations: A, B, C, and D (all of which are in the
16 Expanded System Region). Let us define two AS Regions (in addition to the
17 Extended System Region): AB consisting of areas A and B; and BC consisting of
18 areas B and C. These Regions are configured as illustrated in the following
19 diagram:

20

21

22



1
2
3
4
5
6
7
8
9
10
11
12
13
14
15
16
17
18
19
20
21
22

Assume that the total AS requirement for all of the areas is 1,000 MW, but at least 400 MW should come from each of the two AS regions AB and BC. Assume AS Bids at the four locations (areas) are as follows:

- A: 500 MW @ \$20/MW/h
- B: 200 MW @ \$10/MW/h
- C: 500 MW @ \$20/MW/h
- D: 500 MW @ \$5/MW/h

Assume there is adequate low cost Energy Bid in from other resources so that the Energy opportunity cost of the resources Bidding to provide AS is \$0. With this assumption, the minimum Bid cost procurement of AS would need to consider only the AS Bid prices.

Designating the AS procured from the areas as RA, RB, RC, and RD the optimization problem is formulated as follows:

$$RA + RB + RC + RD \geq 1,000$$
$$RA + RB \geq 400$$
$$RB + RC \geq 400$$

Minimize procurement costs - (\$20 * RA + \$10 * RB + \$20 * RC + \$5 * RD)

1 Because the volume of AS Bids in RB is 200 MW, the least cost solution is RA =
2 200 MW, RB = 200 MW, RC = 200 MW, and RD = 400 MW. The resulting
3 RASSPs are: RASSP (Expanded System Region) = \$5/MW/h, RASSP (AB) =
4 \$15/MW/h, and RASSP (AC) = \$15/MWh. So the ASMPs are:

5
$$\text{ASMP (A)} = \$5 + \$15 = \$20$$

6
$$\text{ASMP (B)} = \$5 + \$15 + \$15 = \$35$$

7
$$\text{ASMP (C)} = \$5 + \$15 = \$20$$

8
$$\text{ASMP (D)} = \$5$$

9

10 The fact that location B is located in the partially overlapping AB and BC
11 Regions results in an increased ASMP (\$35/MW/h) for resources providing AS at
12 location B.

13

14 **Q. Please explain the concept of AS service substitution (Rational Buyer), and**
15 **describe how this concept will feature in the process of AS-Energy**
16 **optimization?**

17 A. The Rational Buyer concept was developed in order to reduce exposure to the
18 potential exercise of market power associated with the sequential clearing of the
19 AS markets under the existing (pre-MRTU) CAISO market design. The basic
20 premise of the Rational Buyer concept is AS service substitution, *i.e.*, to allow
21 procurement of a higher quality service as a substitute for a lower quality service
22 when doing so would reduce the CAISO's overall AS procurement costs.

1

2 Such substitution will occur automatically in the simultaneous procurement of
3 Ancillary Services under MRTU. More specifically, both under the current
4 market design and under MRTU, Regulation Up can be used as substitute for
5 Spinning and Non-Spinning Reserves, and Spinning Reserves can be used as
6 substitute for Non-Spinning Reserves. However, it is important to underline an
7 important distinction. Under the current design, the Rational Buyer objective is to
8 minimize the total “payment” to suppliers of AS, whereas under MRTU the
9 objective is to minimize the total co-optimized Bid Costs.

10

11 **Q. How does Rational Buyer service substitution affect the prices for the**
12 **superior service and the inferior service under the current (pre-**
13 **MRTU)market design, and under MRTU?**

14 A. When a higher quality service is used to satisfy the requirement for a lower
15 quality service, generally the result is that the marginal Bid price of the higher
16 quality service increases and that of the lower quality service decreases. Under
17 the existing (pre-MRTU) design methodology, which focuses on minimizing total
18 payments for AS, service substitution may stop before the marginal prices are
19 aligned (price alignment means that the marginal price of the lower quality
20 service is not higher than that of the higher quality service). For example,
21 substitution of Spinning Reserve for Non-Spinning Reserve may cease even if the
22 marginal Spinning Reserve Bid price is lower. To understand this phenomenon,

1 assume that the next MW of Spinning Reserve increases the marginal Bid price of
2 Spinning Reserve from \$29 to \$31, reduces the Non-Spinning Reserve
3 procurement by 1 MW, and reduces the marginal Non-Spinning Bid price from
4 \$35 to \$34. Assume that before substitution of the next MW, the volume of
5 Spinning Reserve is 1,500 MW and that of Non-Spinning Reserve is 500 MW.
6 The payment based on marginal price before substitution would be $\$29 * 1,500 +$
7 $\$35 * 500 = \$61,000$, and after substitution, $\$30 * 1,501 + \$34 * 499 = \$61,996$.
8 Therefore, although the 1 MW substitution reduces the Bid cost by $\$34 - \$30 = \$4$,
9 it increases the payment by \$669. Thus, under the pre-MRTU market design, the
10 payment minimizing Rational Buyer methodology would not perform the
11 substitution. However, the MRTU Bid cost minimizing substitution methodology
12 would perform this substitution. (Note that in this example, to simplify we have
13 made the implicit assumption that opportunity cost of Energy associated with all
14 AS Bids considered are all zero).

15

16 The CAISO's experience with the current payment minimizing Rational Buyer
17 methodology is that there have been many situations of price inversion, *i.e.*, the
18 Market Clearing Price for a lower quality service being higher than the Market
19 Clearing Price for a higher quality service. This will not occur under the Bid-cost
20 minimizing Rational Buyer adopted as part of MRTU.

21
22
23

1 2. **Treatment of Ancillary Services Imports**

2 **Q. How, under MRTU, will AS procured from resources external to the CAISO**
3 **Control Area?**

4 A. Broadly speaking, except for AS provided by Dynamically Scheduled resources,
5 AS procured over the interties from resources external to the CAISO Control Area
6 is a slightly different product from AS supplied by internal generators, and
7 therefore, there are differences in the manner in which it will be procured under
8 MRTU:

- 9 • First, AS procured over the interties is an hourly product and will
10 be procured only in the Day-Ahead Market and in HASP, where
11 the Dispatch period is hourly. In comparison, AS from internal
12 resources is an hourly product in the Day-Ahead Market, but is a
13 15-minute product in Real-Time. There will be no AS
14 procurement from internal resources in HASP. Note that although
15 AS Imports are hourly products, the import ASMPs in HASP are
16 the simple average of the four 15-minute ASMPs computed
17 simultaneously at the time of hourly pre-Dispatch. This is similar
18 to the manner in which Energy LMPs are used to price Energy
19 Imports in HASP (which are computed as the simple average of
20 four 15-minute import Energy LMPs at the time of pre-Dispatch).
21 In contrast, the ASMP for AS procured from internal suppliers in
22 Real-Time are computed every 15 minutes.

- 1 • Second, because the Supply of AS from a Imports is vulnerable to
2 intertie derates, the CAISO will limit the proportion of total AS
3 procurement that can be supplied from Imports to 50 percent of its
4 AS requirements, unlike internal resources where there is no
5 procurement limit, aside from regional AS constraints. In addition,
6 the import of AS on any given intertie may be limited to a
7 percentage (e.g., 25%) of the CAISO's total AS requirements.
- 8 • Finally, AS that is procured from the interties has to compete with
9 Energy Imports for capacity on the intertie to ensure delivery. If
10 the intertie is congested in the import direction, then the
11 Congestion price will be positive and the supplier will be charged
12 for Congestion (regardless of whether or not the AS capacity is
13 subsequently Dispatched to produce Energy in Real-Time).

14

15 **Q. How will the Congestion price for AS Imports be computed under MRTU?**

16 A. The Congestion price charged to AS Imports will be the shadow price of the
17 intertie transmission constraint on which Energy and AS imports compete for
18 transmission capacity. In the Day-Ahead Market, the shadow price will be
19 computed hourly. In HASP, it will be computed as the average of the four 15-
20 minute shadow prices determined simultaneously at the time of pre-Dispatch.

21

1 In computing the tie Congestion shadow prices, it is important to note that
2 Ancillary Services will not provide counter-flows for either AS or Energy; thus,
3 no netting will be allowed among Ancillary Services in the import and export
4 directions, and obviously, only one of the intertie constraints may be binding in
5 either direction at any given time.

6

7 **Q. How will the competition between Energy and AS Imports impact the**
8 **intertie scheduling point ASMPs and the intertie shadow price?**

9 A. The competition between Energy and AS Imports for limited intertie capacity is
10 determined by system-wide Bid Cost optimization. An example is helpful to
11 demonstrate this concept:

12

13 **Example VI.7 - Competition between Energy and AS on the interties:**

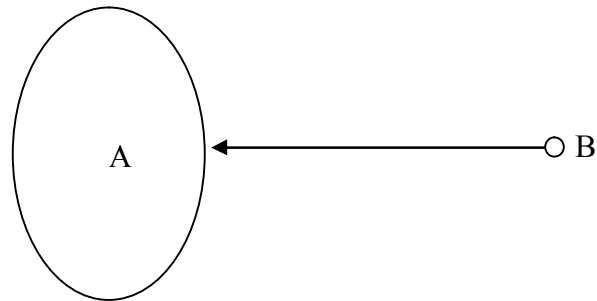
14 Assume a single internal AS region (A), and a single intertie scheduling point (B)
15 with an intertie transmission capacity of 100 MWs. Thus, the Expanded System
16 Region in this example consists of Regions A and B. Assume only one service
17 (e.g., Spinning Reserve) is procured, which is co-optimized with Energy. Also, to
18 simplify the example further, assume vertical (price taker) Energy Demand
19 (representing Load in the control area).

20

21

22

1
2
3
4
5
6
7
8
9
10
11
12
13
14
15
16
17
18
19
20
21
22



Assume that the Demand for Energy is 160 MW and that the AS requirement is 20 MW (similar to Example VI.1). To avoid relying on quantities of Import AS greater than 50% of the total procurement target, assume there is AS self-provision from internal resources of 10 MW. This assumption is used so that the zonal AS constraints are not binding and we consider only the interplay between AS and Energy Imports.

Assume that within the control area there is abundant Energy Bid in at \$35/MWh, and abundant AS Bid in at \$8/MWh. Also assume that there is more than 100 MW of Import Energy Bid in at \$30/MWh, 4 MW of Import AS Bid (from importer I) at \$1/MW/h and 20 MW of import AS Bid (from importer J) at \$2/MW/h. The Import Energy Bids are from different importers than I and J.

Under this scenario, the least cost solution to satisfy the Load and AS requirements, subject to the 100 MW import limit on the sum of AS and Energy

1 Imports, is to procure 4 MW of AS from importer I, 6 MW of AS from importer J,
2 no AS from resources in the control area (except the 10 MW self-provision), and
3 90 MW of Energy from Imports. The remaining 70 MW of Energy needed would
4 be purchased from internal resources. The resulting Energy, AS, and Congestion
5 prices are as follows:

- 6 • The Import scheduling point has its own Energy LMP of
7 \$30/MWh (representing the cost of meeting an incremental MW of
8 Energy Demand at that location). Within the control area, Energy
9 LMPs are all \$35/MWh (assuming no internal Control Area
10 Congestion and losses).
- 11 • To compute the ASMPs, note that the CAISO's AS Demand is
12 always specified for the Control Area. The ASMP for all nodes in
13 the Expanded System Region (including the Control Area and
14 Import scheduling point in this example) is \$7/MW/h. This is the
15 case because an additional 1 MW of AS Demand would result in
16 procuring 1 MW more AS from importer J at the cost of \$2 plus
17 the displacement of 1 MW of cheaper Import Energy by more
18 expensive internal Control Area Energy (due to the Import
19 constraint of 100 MW), with a net Energy Bid cost increase of \$35
20 - \$30 = \$5, for a total cost of \$2 + \$5 = \$7. Thus although there is
21 Congestion on the intertie, the ASMPs are the same at the intertie
22 and in the Control Area.

- 1 • The Congestion price on the intertie is the shadow price of the

2 Import transmission constraint, which is \$5/MWh. To understand

3 this, let us see what happens if the intertie capacity is increased by

4 1 MW. This would allow displacing 1 MW of internal Energy

5 with 1 MW of Import Energy for a net cost reduction of \$5 (and no

6 change in AS procurement). In other words, the Congestion

7 shadow price reflects the difference in Energy prices across the

8 intertie, but does not lead to a price difference between the ASMPs

9 across the intertie.

10

11 The following table summarizes the Bids and resulting Energy and

12 AS rewards in this example:

Resource	Capacity (MW)	Energy Bid (\$/MWh)	AS Bid (\$/MW/h)	Energy Award (MW)	AS Award or self provision (MW)	LMP (\$/MWh)	ASMP (\$/MW/h)
Resources in A	>160	\$35	\$8	70	10 (self provided)	\$35	\$7
Importer I	4	>\$35	\$1	0	4	\$30	\$7
Importer J	20	>\$35	\$2	0	6	\$30	\$7
Other Importers	>100	\$30	No AS Bid	90	0	\$30	\$7

13

14 Note that importers I and J will both get paid the ASMP of \$7/MW/h for their AS

15 imports, but will be charged \$5/MW/h for Congestion. Neither, however, would

16 end up being paid less than their accepted AS Bid price. In fact, after paying for

1 Congestion, importer I ends up with a net of $\$7 - \$5 = \$2/\text{MW/h}$, which is
2 $\$1/\text{MW/h}$ above its AS Bid of $\$1/\text{MW/h}$.

3

4 **Q. You mentioned earlier that under MRTU, the import of AS on each intertie**
5 **could be limited, e.g, to 25%, of CAISO's total AS requirements. In the**
6 **previous example you did not include this limitation. What happens to the**
7 **prices in that example if this limit is enforced?**

8 A. In the previous example, no explicit limit was enforced on the amount of AS
9 Imports in order to simplify the illustration of competition between Energy and
10 AS for the use of scarce Import transmission. The level of self-provision within
11 region A (50%) was assumed to satisfy the limit on the total amount of AS from
12 Imports (50%). In the following example we will assume no self-provision of AS,
13 enforce the presumed 25% AS limit on the single tie explicitly, and observe the
14 interplay between transmission constraints and AS zonal limits.

15

16 **Example VI.8:**

17 This example uses the same assumptions as used in Example VI.7, but with no AS
18 self-provision, and with a limit of 25% (5 MW AS) on the intertie and a lower
19 bound of 50% (10 MW AS) for internal control area AS procurement. The latter
20 is obviously not a binding limit, and the former makes the Import node its own
21 AS region. Thus, the Expanded System Region in this example now includes two
22 AS sub-regions, designated A and B. Designating the AS procurements in

1 regions A and B as RA and RB (with RB consisting of AS imports of RI and RJ
2 from the two AS importers), and the Energy procurements as EA and EB, the
3 following constraints must be adhered to:

4 $RA + RB = 20 \text{ MW}$

5 $RB \leq 5 \text{ MW}$

6 $RA \geq 10 \text{ MW}$

7 $RB + EB \leq 100 \text{ MW}$

8 $EB + EA = 160 \text{ MW}$

9 $RB = RI + RJ$

10

11 Using the Bid prices from Example VI.7, the least cost solution is as follows:

12 $RI = 4 \text{ MW}; RJ = 1 \text{ MW}, RA = 15 \text{ MW}, EA = 65 \text{ MW}, \text{ and } EB = 95 \text{ MW}.$

13

14 The resulting RASSPs are: $-\$1/\text{MW/h}$ for AS region B, $\$0/\text{MWh}$ for AS region A,
15 and $\$8/\text{MW/h}$ for the Extended System Region. To understand these results, note
16 that:

- 17
- 18 • An increase of 1 MW in the Import AS limit would allow the use
19 of 1 more MW AS from importer J at $\$2$, displacing 1 MW AS at
20 $\$8$ from A for a net AS cost reduction of $\$6$. However, this would
21 use one MW of the intertie capacity for AS, displacing 1 MW of
22 cheaper Import Energy ($\$30$) with the more expensive Energy ($\$35$)
from resources in A, with a resulting Energy cost increase of $\$5$.

1 The net effect is a cost reduction of \$1 for the combined AS and
2 Energy procurement. Therefore, the RASSP for Region B is -
3 \$1/MW/h.

4 • Changing the 10 MW limit on Region A with 1 MW in either
5 direction would have no impact on the solution. Thus the RASSP
6 of Region A is \$0.

7 • Increasing the total (Expanded System region) AS requirement by
8 1 MW would require 1 more MW of AS at the cost of \$8. So the
9 RASSP of the Expanded System Region is \$8/MW/h.

10

11 It thus follows that the ASMP at B is $\$8 - \$1 = \$7/\text{MWh}$ and at A is $\$8 + \$0 =$
12 $\$8/\text{MWh}$. The LMPs are $\$35/\text{MWh}$ at A and $\$30/\text{MWh}$ at B, and the intertie
13 shadow price is $\$5/\text{MWh}$.

14

15 The following table summarizes the Bids and AS and Energy awards in this
16 example:

Resource	Capacity (MW)	Energy Bid (\$/MWh)	AS Bid (\$/MW/h)	Energy Award (MW)	AS Award or self provision (MW)	LMP (\$/MWh)	ASMP (\$/MW/h)
Resources in A	>160	\$35	\$8	65	15	\$35	\$8
Importer I	4	>\$35	\$1	0	4	\$30	\$7
Importer J	20	>\$35	\$2	0	1	\$30	\$7
Other Importers	>100	\$30	No AS Bid	95	0	\$30	\$7

17

1 Again, the importers I and J will both be paid the ASMP of \$7/MW/h for their AS
2 Imports, but will be charged \$5/MW/h for Congestion. Neither would be paid
3 less than their accepted AS Bid prices. In fact, after paying for Congestion,
4 importer I ends up with a net of $\$7 - \$5 = \$2/\text{MW/h}$, which is $\$1/\text{MW/h}$ above its
5 AS Bid of $\$1/\text{MW/h}$.

6

7 **Q. What does the CAISO do with the Congestion payments it receives from AS**
8 **importers?**

9 A. Because the use of intertie capacity for AS reduces the capacity available for
10 Energy Imports, in order to ensure revenue adequacy and to recover the cost of
11 CRR payments on CRRs across congested interties, Congestion payments for AS
12 Imports in the Day-Ahead Market are included (along with Congestion revenues
13 collected based on Congestion component of the Energy LMPs) to pay CRR
14 holders (with any excess credited to the CRR Balancing Account).

15

16 Congestion charges collected in HASP from AS Imports (and in Real-Time from
17 dynamically scheduled intertie generating resources) are treated similarly to the
18 Congestion revenues collected based on the Congestion component of
19 HASP/Real-Time Energy LMPs. In other words, they are credited to the “Real-
20 Time Congestion Offset.” Again, this account is used to reimburse the ETC/TOR
21 holders for their Real-Time Congestion charges, with any excess allocated to
22 Metered Demand excluding ETC and TOR holders.

1
2
3
4
5
6
7
8
9
10
11
12
13
14
15
16
17
18
19
20
21
22
23

B. Ancillary Services Procurement in the IFM

Q. How much of its AS requirements will the CAISO target to procure in the Day-Ahead timeframe under MRTU as compared to its pre-existing market design?

A. Initially, under the current (pre-MRTU) market design, the CAISO’s policy was to procure AS in the Day-Ahead Market based on the amount of Demand that cleared the Day-Ahead Market. Later, with the implementation of the Rational Buyer program, the CAISO set its AS target based on its Demand forecast, but would use an extension of the “Rational Buyer” concept to procure less than 100% of that requirement in the Day-Ahead market, by deferring a small percentage of its target to the Hour-Ahead Market if doing so would substantially reduce the AS Market Clearing Price.

Under MRTU, the CAISO will attempt to procure 100% of its AS requirements (established based on its Demand forecast) in the Day-Ahead Market.

Q. What will CAISO do if the amount of capacity Bid into the Day-Ahead market is not sufficient to meet both the Day-Ahead Demand for Energy and the AS requirements?

A. In the Day-Ahead timeframe, the ISO will place a higher priority on meeting its AS procurement target, as opposed to serving the Energy Demand. Therefore, if

1 the amount of capacity Bid into the Day-Ahead Market is not sufficient to meet
2 both Energy and AS requirements, then the CAISO will procure AS to satisfy its
3 AS procurement target, and obtain the additional Energy necessary to satisfy
4 Demand in HASP/Real-Time. It should be noted, however, that with Resource
5 Adequacy (RA) and the RA-MOO requirement, the probability that the CAISO
6 will run short of Bid-in Supply in the Day-Ahead Market is expected to be small.
7 However, with the bulk of the RA obligation covered by liquidated damages
8 contracts as of the start of the MRTU markets, this possibility should not be
9 dismissed outright.

10

11 **Q. What will the CAISO do if the Supply capacity Bid into the Day-Ahead**
12 **Market is sufficient to meet both the Day-Ahead Energy Demand and AS**
13 **requirements, but the Supply of capacity used for AS self-provision and**
14 **capacity offered as AS Bids is insufficient to meet the ISO's AS requirements?**

15 A. In such cases, CAISO will have no choice but to procure all AS that is Bid into
16 the IFM, and procure the remainder in HASP/Real-Time.

17 **Q. Will the CAISO use the RUC process to procure AS?**

18 A. No.

19

1 C. Ancillary Services Procurement in HASP and Real-Time

2 **Q. Will resources that Bid Energy into the HASP/Real-Time Markets be**
3 **obligated to offer AS in HASP/Real-time?**

4 A. Yes. Any internal resource that submits an Energy Bid in the HASP/Real-Time
5 Market can be called on to provide both Real-Time Imbalance Energy and Real-
6 Time AS. A resource can submit an AS Bid in addition to its Energy Bid. If it
7 does not, however, a \$0 AS Bid price will be assumed regardless of whether or
8 not the Energy Bid in is from RA capacity. Of course, because non-RA resources
9 are under no obligation to submit Real-Time Energy Bids, those resources will
10 not be considered for AS if they elect not to participate in the Real-Time Energy
11 Market.

12

13 **Q. Please explain the reasons why the CAISO might need to procure Ancillary**
14 **Services in the HASP and Real-Time, and how it would, if necessary, do so.**

15 A. As I discussed earlier, the CAISO may, after the Day-Ahead IFM AS
16 procurement process, need to procure additional AS to meet its AS procurement
17 requirements because of AS Bid insufficiency in the IFM. In addition, there are
18 several other potential reasons that the CAISO may need to purchase additional
19 AS in HASP/Real-Time. These include changes in the CAISO's Load forecast
20 after the close of the Day-Ahead Market, forced outages of resources that had
21 planned to self-provide AS or sold AS in the Day-Ahead Market, or Real-Time

1 Energy Dispatch from Day-Ahead AS capacity that has not submitted a
2 “Contingency Only” flag.

3

4 If necessary, the CAISO will procure its additional AS requirements from: (a)
5 System Resources (Imports) in the HASP, and (b) generation internal to the
6 CAISO Control Area in the Real-Time Market.

7

8 SCs will submit AS Bids for the HASP/Real-Time Market at 75 minutes before
9 the operating hour (T-75). After Bid submission at T-75, the Real-Time pre-
10 Dispatch (“RTPD”) software performs the first RTPD run (HASP Dispatch) at T-
11 67.5. In this run, the CAISO will procure imported hourly AS from the interties.
12 Although this run will not procure AS from internal resources, it will take into
13 account the AS that could be procured from such resources economically. This is
14 similar to the process for the pre-Dispatching of Energy on the ties, where the
15 CAISO will consider not only the intertie Energy Bids, but also the Energy Bids
16 from internal resources. In fact, Energy and AS from both the interties and
17 internal resources will be co-optimized in HASP, although only the intertie hourly
18 schedules produced by HASP will be binding for the whole operating hour.

19

20 AS that the CAISO will obtain in the HASP/Real-Time timeframe from internal
21 resources will be procured in 15 minute time increments by the RTPD process.

22 The RTPD runs automatically every 15 min, at the middle of each quarter of each

1 hour, *i.e.*, at 7½ min, 22½ min, 37½ min, and 52½ min into each hour. The AS
2 awards published for the first 15 min interval of the RTPD time horizon are
3 binding, while the remainder are advisory.

4

5 **D. Ancillary Services Settlements**

6 **Q. How are the resources selected to provide AS in IFM paid?**

7 A. Resources whose AS Bids are selected in the IFM are paid the relevant ASMPs.
8 Again, please note that this does not apply to Self-Provided AS. Such capacity is
9 not paid by the CAISO, but instead counts against the overall AS obligation of the
10 relevant Scheduling Coordinator, as I explained previously.

11

12 **Q. Are there any charges imposed on AS suppliers in IFM?**

13 A. As stated earlier, Import AS Bids that are selected in the IFM pay the relevant
14 intertie Congestion charge, if any.

15

16 **Q. How are the resources selected to provide AS in HASP paid?**

17 A. Only AS from hourly Imports are settled based on HASP AS prices. As I
18 explained earlier in conjunction with the HASP clearing of Energy Bids, HASP
19 uses a 15-minute Demand forecast for the operating hour, and produces four 15-
20 minute prices for both Energy (LMPs) and AS (ASMPs) simultaneously. The
21 simple average of the four 15-minute ASMPs at each intertie scheduling point is

1 the hourly ASMP, and this price is what AS from hourly Imports are paid in
2 HASP.

3

4 **Q. Are there any charges imposed on AS suppliers in HASP?**

5 A. As stated earlier, suppliers of AS over the interties are charged for Congestion if
6 the intertie is congested. The Congestion price charged in HASP will be the
7 simple average of the four 15-minute intertie shadow prices, computed
8 simultaneously in the course of the HASP Energy-AS co-optimization process.

9

10 **Q. How are the resources awarded AS in Real-Time paid?**

11 A. Supplier of AS from internal resources as well as dynamically scheduled physical
12 external resources that are selected to provide AS in Real-Time are paid the
13 relevant 15-minute ASMP at the resource location multiplied by the amount of
14 AS capacity (MW), multiplied by 0.25 (a quarter of an hour) for each 15 minute
15 interval.

16

17 **Q. Are there any charges imposed on AS suppliers in Real-Time?**

18 A. Because dynamically scheduled intertie resources must compete with other
19 external resources for transmission capacity, these resources must pay Congestion
20 costs, if any, which are computed as 0.25 multiplied by the relevant 15-minute
21 intertie congestion shadow price in each 15 minute interval. Suppliers of AS from

1 internal resources do not compete for internal transmission capacity with Energy,
2 however, and therefore, are not subject to these charges.

3

4 **Q. If a supplier is awarded AS in the Day-Ahead IFM, is this a binding**
5 **constraint or can the supplier buy that capacity back in HASP/Real-Time?**

6 A. Under MRTU, suppliers that are awarded AS in the Day-Ahead Market will not
7 be permitted to buy back that capacity in HASP/Real-Time for economic reasons.
8 This is consistent with the fact that, as I explained earlier, under MRTU, the
9 CAISO will no longer use price discrimination to defer AS procurement from the
10 Day-Ahead timeframe to HASP/Real-time.

11

12 However, a supplier is permitted, in the HASP/Real-Time timeframe, to substitute
13 a different resource for the AS awarded in the Day-Ahead Market, if the resource
14 selected in the IFM suffers a forced outage or derate after the close of the Day-
15 Ahead Market. In such an instance, the SC for the resource will be required to
16 submit an outage notification to the ISO indicating that the original resource is not
17 available. The SC can then self-provide another resource in HASP/Real-Time to
18 make up for the AS that will not be available from the resource selected in the
19 IFM. However, the capacity offered in HASP as self-provided AS may or may
20 not be accepted by the ISO, depending on the HASP AS requirement and how the
21 HASP optimization decides to meet that requirement. If the self-provided
22 capacity is accepted, the exchange will not necessarily be at a net zero dollar

1 settlement. The unavailable Day-Ahead AS capacity will lose the Day-Ahead
2 ASMP that it was paid, whereas the HASP/Real-time self provided capacity will
3 be settled at the relevant AS “user rate”, as is the case with all self-provided AS
4

5 **Q. What are AS suppliers paid when the awarded AS capacity is Dispatched by**
6 **the CAISO as Energy?**

7 A. If CAISO Dispatches Energy from AS capacity, and the supplier delivers the
8 Energy, the supplier retains the payment for the AS capacity, and is also paid
9 separately for the instructed Energy at the relevant (resource specific) Energy
10 LMP.

11
12 **E. Ancillary Services No Pay**

13 **Q. Will AS payments be rescinded under MRTU if the relevant resource does**
14 **not perform as committed?**

15 A. Yes. All AS award payments will be made subject to performance. AS “No Pay”
16 charges will apply under the following conditions:

17 1) The AS capacity is not *dispatchable*, totally or partially, due to a
18 forced outage, derate, or other limitations (such as available ramp
19 rate capability). The No Pay capacity, *i.e.*, the amount of capacity
20 subject to the No Pay charge in such a case is the undispachable
21 portion of the AS capacity.

- 1 2) The otherwise dispatchable AS capacity is partially or totally
2 *unavailable* due to an uninstructed deviation by the resource. The
3 No Pay capacity, *i.e.*, the amount of capacity subject to the No Pay
4 charge, in such a case is the unavailable portion of the AS capacity.
- 5 3) The otherwise dispatchable and available AS capacity does not
6 perform when called upon to produce Energy. If the resource does
7 not deliver at least 90% of the Instructed Energy Dispatched from
8 the AS capacity, it is subject to *undelivered* AS No Pay for all of
9 the remaining AS capacity of the resource (not just the instructed
10 but undelivered portion). For example, assume the AS capacity
11 sold from a fast response unit to the CAISO is 60 MW. If the AS
12 capacity is fully available, it should be able to produce 10 MWh
13 during each 10 minute interval (60 MWh for the hour). Assume the
14 resource is instructed to produce 5 MWh in a 10 minute interval,
15 but the metered quantity shows only 4 MWh (80% of the
16 instructed quantity). In this case the resource is assumed to have
17 had only 24 MW of capacity available (since that is the capacity
18 able to produce 4 MWh in 10 minutes). It thus has the remaining
19 $60 - 24 = 36$ MW subject to No Pay for this settlement interval. In
20 other words, the No Pay capacity for this settlement interval is 36
21 MW. The No Pay charge for this interval is thus the No Pay rate
22 for the resource times $36 * (1/6)$.

1

2 The AS capacity subject to No Pay is computed per settlement interval (10
3 minutes). An hourly equivalent No Pay capacity is then computed for each service
4 for each applicable resource as the simple average of the six settlement interval
5 No Pay capacities for the operating hour.

6

7 **Q. If Import AS suppliers do not perform and are therefore subject to AS No**
8 **Pay, will they be reimbursed for the Congestion charges that they paid for**
9 **their AS Imports?**

10 A. No. This is the case because such resources have already “used” the applicable
11 amount of intertie capacity, regardless of whether or not they actually perform
12 when called upon. Stated another way, that intertie capacity cannot be reallocated
13 to other resources, and therefore, it is appropriate that the AS Import supplier pay
14 the applicable Congestion charges, regardless of whether it is available to perform
15 when called or not.

16

17 **Q. What will AS suppliers be charged when they are subject to AS No Pay?**

18 A. AS suppliers subject to AS No Pay charges will pay the AS No Pay rate per MW
19 of capacity subject to No Pay. The AS No Pay rate is service and resource
20 specific, *i.e.*, a separate No Pay rate is computed for Regulation Down,
21 Regulation Up, Spinning Reserves, and Non-Spinning Reserves for each resource

1 that was awarded or self-provided that service. For a resource subject to No Pay,
2 it will be computed as follows:

3 1) All payments made to the resource for the service in question that
4 are awarded in IFM, HASP, and Real-Time for the operating hour
5 in question are added together (ignoring any Congestion charges
6 that may apply if the resource is an Import resource).

7 2) Add all award quantities (MW) for resource for the service in
8 question in IFM, HASP, and Real-time, as relevant (before
9 considering any reduction due to No Pay). The award quantities
10 are hourly for IFM and HASP, and the average of four 15-minute
11 MW quantities in Real-Time if any.

12 3) Divide the payment computed in Step 1 by the quantity computed
13 in Step 2 for the resource and service in question. This is the No
14 Pay rate (\$/MW/h) for that particular resource and service.

15 4) The rate computed in Step 3 is applied to the No Pay capacity (for
16 the resource, service, and operating hour in question) only to the
17 extent that the No Pay capacity does not exceed the total award
18 quantity computed in Step 2). This amount is referred to as the Tier
19 1 No Pay Charge.

20 5) If the No Pay capacity (for the resource, service, and operating
21 hour in question) exceeds the total award quantity computed in
22 Step 2, the excess No Pay capacity (Tier 2) is used to reduce the

1 resource's amount of qualified self-provided AS for that service in
2 the operating hour in question. To distinguish qualified self-
3 provided AS resulting from the market-clearing processes from the
4 remaining quantity of qualified self-provided AS after Tier 2 No
5 Pay capacity reduction, the remaining quantity is referred to as the
6 "effective qualified self provision" quantity.

7

8

9

F. Ancillary Services User Rate

10 **Q. You stated that an SC with excess qualified self-provided AS will be paid the**
11 **user rate for the relevant service. Would you please explain how these user**
12 **rates will be computed?**

13 A. Yes. The user rate for each service is a system-wide hourly rate for that service
14 for the relevant operating hour, and will be computed as follows:

15 1) The total AS cost for the relevant service for the operating hour in
16 question across all resources and across the IFM, HASP, and Real-
17 Time Markets will be computed, taking into account any the costs
18 of any higher quality service(s) used to substitute for the service in
19 question, cost reduction due to Tier 1 No Pay charges (that I
20 discussed in my response to the previous question), but not the
21 Congestion payments made by importers of AS .

22 2) The net AS procurement quantity (MW/h) for the relevant service
23 for the operating hour in question, across all resources and across

1 the IFM, HASP, and Real-Time Markets is computed, taking into
2 account the quantities of any higher quality services used to
3 substitute for the service in question, and any Tier 1 No Pay
4 capacity reductions.

5 3) The user rate for the relevant service for the operating hour in
6 question is the ratio of the results of Step 1 to the results of Step 2.

7
8

9 **G. AS Cost Allocation**

10

11 **Q. How will the AS costs incurred by the CAISO allocated to Market**
12 **Participants?**

13 A. The basic principle for AS cost allocation is that the CAISO will use each SC's
14 Metered Demand to compute each SC's obligation for each service and allocate
15 the cost of each service at the same rate (user rate) for that service regardless of
16 where (which AS Region) the SC's Load is located and how much of its Demand
17 the SC scheduled in the Day-Ahead Market (versus its actual meter read).

18

19 **Q. Can you provide a more detailed explanation of how AS costs will be**
20 **allocated under MRTU?**

21 A. Certainly. AS costs will be allocated in two tiers. The first tier of AS costs will
22 be allocated as follows:

23 1) First, the hourly AS obligation of each SC for each service will be
24 computed based on the SC's metered Load, and firm and non-firm

1 Energy Imports and Exports. I will explain in greater detail how
2 each SC's obligation for the various Ancillary Services are
3 calculated after I complete the response to this question.

4 2) Next any negative obligation (e.g., due to AS behind firm imports)
5 will be adjusted as relevant to insure that credit for such negative
6 obligations is given only to the extent they offset positive
7 obligations net of qualified self provision. I will explain how the
8 adjustment of negative AS obligation will be accomplished in the
9 subsequent section.

10 3) Each SC's obligation for each service will be adjusted for the
11 amount of effective qualified self-provided AS and any inter-SC
12 trades of the service in question.

13 4) Finally, each SC's net obligation so computed for each service,
14 will be charged (if positive) or paid (if negative) based on the user
15 rate for the corresponding service.

16

17 Because the SCs' obligations are computed based on Metered Demand, but the
18 CAISO's AS purchases are targeted based on CAISO Demand forecasts (net of
19 qualified self provision), the Tier 1 allocation methodology that I just described
20 could result in revenue non-neutrality. Therefore, additional payments or credits
21 may be necessary to ensure revenue neutrality. This determination constitutes the
22 second tier of AS allocation, and will be done as follows:

1 1) The AS neutrality adjustment for each service for the operating
2 hour will be calculated as the difference between the costs
3 (payments) and revenues (charges) system-wide for that service for
4 that operating hour. For purposes of this calculation, the costs
5 (payments) will be reduced by AS No Pay charges for the service,
6 but not by Congestion revenues for AS Imports across the ties.
7 The revenues (charges) are the net (positive or negative) of the
8 Tier 1 charges (or payments) that I just described.

9 2) The AS neutrality adjustment for each service will be allocated to
10 the SCs in proportion to their gross obligation for that service, if
11 positive. For purposes of this determination, an SC's gross
12 obligation for each service includes its obligation based on its
13 metered Demand, with adjustments as relevant for net negative
14 obligations. However, no reduction will be made on account of the
15 SC's amount of effective qualified self-provided AS or the Inter-
16 SC trade of AS.

17

18 **Q. How will an SC's AS Obligation be established for each AS product for each**
19 **hour?**

20 A. The AS obligation of each SC for Regulation Up (or Regulation Down) in each
21 hour will be established based on a per MWh Regulation Up percentage (or
22 Regulation Down percentage) of that SC's Metered Load (Metered Demand

1 excluding exports). The MW Regulation Up (or Regulation Down) obligation so
2 computed would be non-negative. The SC's obligation is then augmented or
3 reduced (and can go negative) based on its self-provision and Inter-SC trades of
4 Regulation Up (or Regulation Down).

5
6 The MW Operating Reserve obligation of each SC in each hour is set at 7% of the
7 SC's firm thermal Demand (Metered Load plus firm Exports minus firm Imports,
8 all met by thermal generation) plus 5% of the SC's firm hydro Demand (Metered
9 Load plus firm Exports minus firm Imports, all met by hydro generation), plus
10 100% of non-firm Imports. The MW Operating Reserve obligation so computed
11 may be positive or negative depending on the relative volumes of firm and non-
12 firm Imports and Exports in the SC's schedule. As discussed previously, negative
13 Operating Reserve obligations are credited only to the extent that their sum,
14 system-wide does, not exceed Positive Operating Reserve obligations system-
15 wide less qualified self-provided Operating Reserves. The SC's Operating
16 Reserve obligation (positive or negative) is then augmented or reduced based on
17 its qualified self-provision and its Inter-SC trades of Operating Reserves.

18

19 **H. Treatment of Ancillary Services Behind Firm Imports**

20 **Q. How are Ancillary Services behind firm Imports currently treated?**

21 A. Under the CAISO's current (pre-MRTU) market design and based on existing
22 WECC rules, firm Imports are backed by Operating Reserves (Spinning and Non-

1 spinning reserves) from the sending Control Area. For example, an SC with a
2 Load of 5,000 MW who meets part of that Load with 1,000 MW of firm Import
3 will only be assessed Operating Reserves for 4,000 MW of its Load. Assume that
4 the Operating Reserve requirements are computed as 6.5% of the SCs total Load
5 (using a 5% hydro and 7% thermal mix). The SC's operating reserve obligation is
6 thus, $6.5\% * 4,000 = 260$ MW/h (instead of $6.5\% * 5,000 = 325$ MW/h, if the SC
7 had met all of its Load with resources internal to the CAISO Control Area).

8
9 Under the current market design, the CAISO procures AS sequentially after
10 clearing the forward Congestion market. Therefore, the CAISO knows how many
11 MWs of firm Imports have cleared the market, and reduces its Operating Reserves
12 procurement target accordingly. For this reason, there are no adverse cost
13 causation consequences to the CAISO not assessing Operating Reserves relating
14 to firm Imports.

15
16 One issue with respect to the current design, however, is whether an SC should
17 receive credit for the Operating Reserves behind its firm Import if the firm Import
18 exceeds its Load. More generally, the question applies to firm Imports by SCs
19 with no Load. One could argue that to the extent these firm Imports reduce the
20 CAISO's Operating Reserve requirements, they should be compensated for the
21 reduction in Operating Reserves that the CAISO needs to procure. However, this
22 solution could lead to problematic results if applied indiscriminately. For

1 example, an SC could schedule 1,000 MW of firm Imports and 1,000 MW of non-
2 firm Exports, with a net zero impact in the forward market clearing process. It
3 would then be eligible for a credit for 65 MW (6.5% * 1,000) of Operating
4 Reserves for its firm Import. Thus the SC would be paid for 65 MW of Operating
5 Reserves without providing any net interchange into the CAISO Control Area.

6
7 To avoid perverse scheduling incentives, when an SC without any Load imports
8 firm power under the current market design, it is credited for the Operating
9 Reserves supporting that Import if, and only if, that SC sells the AS to another SC
10 with a positive Load obligation (through an inter-SC trade of AS). The traded AS
11 is netted against the recipient SC's procurement (not its obligation). If the SC
12 with no Load that imports firm Energy sells only the Energy and fails to sell the
13 AS, it receives no credit of any kind.

14

15 **Q. How will this functionality change under MRTU and why?**

16 A. Under the MRTU design, an SC will receive a credit for Operating Reserves
17 behind firm Imports even if the importing SC has no Load obligation and the SC
18 does not engage in an Inter-SC trade of Energy or AS. However, it should be
19 noted that the credit for these "negative Operating Reserves," even under MRTU,
20 is limited to the amount that offsets positive obligations net of qualified self-
21 provision. I will explain this limitation in greater detail after I complete the
22 current response.

1

2 As opposed to Phase 1b, where balanced schedule requirements prevail and there
3 is no Day-Ahead Market for Energy, under MRTU SCs can enter the Day-Ahead
4 IFM in a net-short position, due to the fact that there is no balanced schedule
5 requirement, and rely on the IFM to meet the balance of their Energy
6 requirements. Conversely, generators can Bid into the IFM to Supply their
7 aggregated net-short Energy positions. In-state generators that Bid into the Day-
8 Ahead IFM will be Bidding in Energy unbacked by reserves, but firm Imports
9 will be Bidding in Energy backed by reserves. Therefore, the ISO believes that it
10 is reasonable to compensate Imports for the reduction in overall AS procurement
11 that they allow. The limitation of credits for negative Operating Reserves to the
12 amount usable by the CAISO to meet the CAISO's Operating Reserve
13 requirements will ensure fairness, because it will prevent importers from being
14 paid for services that are not useful to the CAISO Control Area.

15

16 **Q. You mentioned that there will be a limitation, under MRTU, to the credit**
17 **that SCs can receive for negative Operating Reserves? Can you explain this**
18 **concept in greater detail?**

19 A. Yes. In exceptional cases, it may happen that the net total quantity of Operating
20 Reserve Obligations of all Scheduling Coordinators in a Trading Hour after
21 accounting for qualified self provision is negative. In this case the net negative
22 Operating Reserve Obligation is not usable by the CAISO, because AS self

1 provision is qualified before IFM based on the CAISO's estimate of firm Imports.
2 In such a case, the Negative Operating Reserve Obligations of all SCs with
3 Negative Operating Reserve Obligations is reduced pro rata. This is accomplished
4 by multiplying the Negative Operating Reserve Obligation of each SC by a factor
5 called the Negative Operating Reserve Credit Adjustment Factor ("NOROCAF").
6 This factor is computed as the minimum of 1.00 or the ratio of (a) net total
7 quantity of Operating Reserve Obligations of all Scheduling Coordinators with
8 positive Operating Reserve Obligation net of qualified self-provision, and (b) the
9 sum of Negative Operating Reserve Obligations of all SCs with Negative
10 Operating Reserve Obligations before any self-provision.

11

12 Q. Can you illustrate this by an example?

13 A. Certainly.

14

15 **Example VI. 9 – Negative Operating Reserves Obligation Credit Adjustment**
16 **Factor ("NOROCAF"):**

17 Assume the Operating Reserve requirement is 7% of the CAISO Load, and that
18 firm Imports are backed by 7% Operating Reserve from the exporting Control
19 Area. The ISO's forecasts for Load and Imports for a given hour are 40,000 MW
20 and 8,000 MW respectively. So, the system-wide forecast of Operating Reserve
21 Requirements is $7\% * 40,000 - 7\% * 8,000 = 2240$ MW for the hour.

1 Assume there are three SCs, with the total quantity of 1,800 MW of qualified AS
 2 self-provision. The CAISO thus targets to procure 440 MW of Operating
 3 Reserves in the IFM. To simplify the case, assume the CAISO’s forecasts are
 4 accurate and the actual Loads and net Imports are in fact 40,000 MW and 8,000
 5 MW respectively in real time. Also assume there are only two SCs with the
 6 following Load and interchange quantities, and Operating Reserve self provision:

SC	Load (MW)	Firm Energy Import (MW)	Non-Firm Energy Export (MW)	Self Provided Operating Reserve (MW)
SC1	28,000	8,000	0	1,800
SC2	10,000	0	0	0
SC2	2,000	8,000	8,000	0
System	40,000	8,000		1,800

7

8 The Operating Reserve Obligations of the SCs are:

- 9 • SC1: $(7\% * 28,000 - 7\% * 8,000) - 1,800 = 1,400 - 1,800 = -400$ MW
- 10 • SC2: $7\% * 10,000 = 700$ MW
- 11 • SC3: $7\% * 2,000 - 7\% * 8,000 = -420$ MW

12 The net Operating Reserve obligation system-wide is thus $-400 + 700 - 420 = -$
 13 120 MW, i.e., negative. The NOROCAP is therefore $300/420 = 71\%$. This factor
 14 applies to the negative Operating Reserve Obligation before any self provision or
 15 trade. Because SC1’s obligation before self provision is $(7\% * 28,000 - 7\% *$
 16 $8,000) = 1,400$ MW, i.e., positive, it is not adjusted. This is also the case for SC2.
 17 However, SC3’s negative obligation is adjusted, resulting in $-420 * 71\% = -300$
 18 MW of negative Operating Reserve Obligation for SC3.

1

2 Note that in this example, the CAISO had already procured 440 MW of Operating
3 Reserves based on its forecast and the quantity of self provided AS in the Day-
4 Ahead IFM. Assume the user rate for this purchase is \$20/MW/h. So, the SCs
5 are charged and paid as follows based on their positive Operating Reserve
6 Obligations before self provision or trade:

7

8 Tier 1 Cost Allocation:9 SC1 Credit: $\$20 * (400) = (\$8,000)$ 10 SC2 Charge: $\$20 * (700) = \$14,000$ 11 SC3 Credit: $\$20 * (300) = (\$6,000)$

12

13 This results in revenue shortfall for the CAISO. The CAISO has a deficit of
14 $\$20 * 440 = \$8,800$, which must be recovered through AS neutrality cost allocation
15 to the SCs with positive obligation before any self provision or trade (gross
16 obligation), *i.e.*, 1,400 MW for SC1 and 700 MW for SC2. Thus the Tier 2 rate is
17 $\$8,800 / (1,400 + 700) = \4.19 per MW of Obligation

18

19 Tier 2 Cost allocation:20 SC1 Charge: $\$4.19 * 1400 = \$5,867$ 21 SC2 Charge: $\$4.19 * 700 = \$2,933$

1 SC3 is not allocated any Tier 2 cost because its AS Obligation (before self
2 provision or trade) is negative.

3

4 In summary the net settlement amounts are:

5 SC1 Credit: $\$8,000 - \$5,867 = \$2,133$

6 SC2 Charge: $\$14,000 + \$2,933 = \$16,933$

7 SC3 Credit: $\$6,000$

8 The sum is $\$8,800$, and the CAISO is revenue neutral.

9

10 **VII. RUC PRICING, PAYMENT AND COST ALLOCATION**

11 **A. Pricing and Payment for RUC**

12 **1. RUC Selection Process**

13 **Q. Please describe the RUC Bid selection process.**

14 A. The RUC process commits resources as needed and designates capacity needed to
15 meet the CAISO's Load forecast, while preserving accepted IFM Supply
16 Schedules. It utilizes the Security Constrained Unit Commitment (SCUC)
17 methodology to minimize the cost of necessary additional resources and capacity.
18 The cost elements used in to establish RUC prices are Start-Up and Minimum
19 Load Costs for units not already committed in IFM, along with submitted
20 Availability Bids (RUC capacity Bids). Availability Bids in RUC are analogous
21 to Energy Bids in the IFM.

22

1 **Q. Can all resources participate in RUC?**

2 A. No. A resource must first Bid into the Day-Ahead IFM to be considered in the
3 RUC process.

4

5 **Q. Does that mean that a resource under a Resource Adequacy contract would
6 not have to Bid into the Day-Ahead IFM to be considered in RUC?**

7 A. Only with respect to a limited set of RA resources (such as hydroelectric or PIRP
8 resources) that are not subject to the Day-Ahead Must-Offer Obligation. Other
9 RA resources are expected to participate in the IFM unless they experience a
10 forced outage. If a resource under RA does not voluntarily Bid into the IFM,
11 proxy Energy Bids will be inserted for it into the IFM to the extent of its capacity
12 under RA contract.

13

14 **Q. Can all resources participating in RUC submit Availability Bids?**

15 A. No. Only non-RA resources (more specifically non-RA capacity), and capacity
16 not pre-Dispatched as RMR, may submit non-zero RUC Availability Bids.

17

18 **2. RUC Pricing**

19 **Q. How are the resources selected in RUC paid?**

20 A. Resources selected in RUC will be made whole for their Start-Up and Minimum
21 Load Costs net of market revenues. In addition, if eligible, they will receive an
22 RUC Availability payment equal to the RUC LMP at their location multiplied by

1 the amount of their RUC capacity award, which is the capacity selected in RUC
2 above the Minimum Load of the unit if the unit is committed in RUC, or above its
3 IFM schedule if the unit was already committed in the IFM.

4

5 **Q. How is the RUC availability Market Clearing Price determined?**

6 A. The nodal prices established based on RUC availability Bids in the SCUC process
7 described above are RUC LMPs. The RUC LMPs are used to pay eligible
8 resources whose RUC Availability Bids are selected by the CAISO.

9

10 **Q. Which resources are eligible to receive RUC Availability payments?**

11 A. Non-RA resources and resources not called under RMR for the specific operating
12 hour are eligible to receive a RUC Availability payment if selected in RUC.

13

14 **Q. Can RUC LMPs be repartitioned into system marginal cost, Congestion, and
15 loss components, in the same manner as LMPs associated with the IFM,
16 HASP and Real-Time markets?**

17 A. Yes. But the components would not be used for settlement purposes in RUC.

18

19

20

21

22

1 **Q. Are Constrained Output Generators (“COG”) eligible to participate in RUC,**
2 **and if so, how are they compensated?**

3 A. COG resources are considered in RUC, but they cannot Bid nor receive RUC
4 Availability payments. However, as with other resources, they are entitled to
5 recover their Start-Up and Minimum Load Costs.

6

7 **Q. Why are COG resources considered in RUC but not eligible to submit, set, or**
8 **be paid RUC Availability?**

9 A. The reason why COGs are included in RUC is because they are treated as flexible
10 resources in IFM, but they are modeled along with their technical and inter-
11 temporal constraints in HASP/Real-time. The only reason why they are treated as
12 flexible in IFM is to preserve the relationship between marginal Congestion
13 pricing and Energy pricing. The reason why they are fully modeled in RUC is
14 because RUC is the prelude to HAPS/Real-Time, and COGs are fully modeled in
15 the Real-Time market.

16

17 In IFM, the minimum Load (Pmin) of the COGs is set to 0 MW, and their inter-
18 temporal constraints (minimum run times) are ignored. Their Energy Bid between
19 0 and Pmax is their minimum Load Bid cost divided by their Pmax. Since they
20 can have only one Pmin cost for all hours of the day, their computed \$/MWh Bid
21 price between 0 and Pmax would be the same for all hours of the day.

22

1 If the COG resource is partially scheduled in IFM, the COG unit will be
2 considered at full capacity in RUC, and will receive a Dispatch Instruction in
3 HASP/Real-time. The COG unit can set the Energy price in Real-Time if the
4 COG, assuming it was a flexible unit, would have been able to (treating set the
5 price. However, if as flexible units they would have been Dispatched to 0 MW in
6 real time, but they cannot shut down due to their known (modeled) technical
7 constraints such as minimum run time, they will be instructed to go to Pmax
8 without setting the Real-Time Energy price. In that case, they are eligible for
9 Minimum Load Bid cost recovery.

10

11 In sum, after the Day-Ahead IFM, a COG unit is scheduled and compensated for
12 its Minimum Load, which is by definition equal to its maximum Load, leaving no
13 capacity eligible to receive a RUC availability payment.

14

15 **Q. Are short start and long start units both eligible for RUC commitment cost**
16 **compensation?**

17 A. Yes, to the extent they are given RUC Awards. However, as mentioned earlier,
18 only non-RA resources, and resources not called under RMR, are eligible to
19 receive RUC Availability payments.

20

21

22

1 **B. RUC COST ALLOCATION**

2 **Q. Are LAP RUC Availability prices allocated to Load in a manner similar to**
3 **LAP Energy prices?**

4 A. No. RUC costs are allocated based on RUC User rates, which in some ways are
5 similar to, but in other ways different from the methodology for allocating
6 Ancillary Services costs. The main difference is that the User rate for allocation of
7 RUC costs includes both the RUC Availability payment and the RUC uplift
8 payments (including uplifts for start up and minimum Load costs).

9
10 Additionally, RUC costs are allocated in two tiers. The first tier is a charge to
11 Demand that fails to schedule in IFM at a rate that does not exceed the RUC User
12 rate. Any remaining costs are allocated pro rata to Metered Demand.

13
14 I address this concept of RUC cost allocation in greater detail in the subsequent
15 section on Bid Cost Recovery (Section IX).

16
17 **VIII. BID COST RECOVERY**

18 **Q. What is the Bid Cost Recovery mechanism?**

19 A. The Bid Cost Recovery (“BCR”) mechanism is the process by which the CAISO
20 ensures that SCs are able to recover the Start-Up and Minimum Load costs for
21 resources that are committed by the CAISO, and not otherwise self-committed by
22 an SC. The BCR mechanism also ensures that SCs are able to recover the costs of

1 their accepted Energy Bids (above Minimum Load) that fail to set the price (due
2 to temporal or other constraints such ramp rate limitation) and their accepted RUC
3 Availability Bids for resources that are eligible to submit RUC Bids, and be paid
4 RUC Availability, but fail to set the RUC price (due to temporal or other
5 constraints such as ramp rate limitation) regardless of whether the resource was
6 committed by the CAISO or self-committed by the SC. Such recovery is netted
7 over a trading day and is net of market revenues received across the various
8 CAISO markets. The BCR mechanism also provides an allocation methodology
9 through which the resulting uplift costs are allocated for each CAISO market and
10 Settlement Interval.

11

12 **Q. Why does the CAISO intend to guarantee recovery of Start-Up and**
13 **Minimum Load Costs for resources?**

14 A. Under MRTU, generating units are allowed to submit three part Bids, including
15 Start-Up, Minimum Load, and Energy. However, only the Energy Bid price can
16 set the LMP. Although an inframarginal resource (*i.e.*, a resource whose Bid
17 price is below the LMP) is not paid less than its Energy Bid price, there is no
18 guarantee that the extra revenues it receives for its Energy (including Minimum
19 Load Energy) at its LMP rate will cover its start-Up and Minimum Load costs.
20 Therefore, in order for an SC to recover these costs, they must be paid through an
21 uplift. In the absence of such an uplift, the SC would have to internalize its start

1 up and minimum Load cost in its Energy Bid, which would result in an inefficient
2 market outcome.

3

4 **Q. Why does the CAISO intend to guarantee recovery of Energy Bid prices for**
5 **resources?**

6 A. Energy Bids are selected in the Bid-cost minimization process with a view to the
7 optimization time horizon. For example, in IFM the Bids are selected with a view
8 to all hours of the day. A resource that has inter-temporal constraints may set the
9 price in one interval, but not in another due to its ramp rate limitations. This is
10 particularly prevalent in RTM where the unit is Dispatched on shorter time
11 intervals (5 minutes) and its ramp rate may prevent it from reaching an otherwise
12 optimal economic operating point in 5 minutes. For example, a \$30/MWh Bid
13 may be Dispatched in an interval where the LMP at its location is \$31/MWh, but
14 if the Energy requirement is lower in a subsequent interval, another unit may set
15 the LMP at the resource's location at \$27/MWh. If the unit cannot ramp down
16 fast enough, it will be producing Energy that it had Bid in at \$30/MWh, but will
17 receive only \$27/MWh in the second interval. It will thus have a net shortfall
18 between the two intervals. Because the CAISO is issuing these Dispatch
19 instructions, the unit should be eligible to recover its Bid cost.

20

21

22

1 **Q. Which resources are eligible to receive BCR?**

2 A. As stated above, BCR has three main components, Minimum Load cost, Start-Up
3 Costs and Bid cost. BCR for Minimum Load and Start-Up Costs is limited to
4 Generation Units, *i.e.*, generators in the CAISO Control Area, Participating Load
5 and resource-specific System Resources (*i.e.*, System Resources that are unit-
6 specific resources and are therefore able to submit three-part Bids that include
7 Energy Bids, and non-zero values for Start-Up and Minimum Load Bids), but
8 only during those hours that they are committed by the CAISO. BCR for the Bid
9 Costs of accepted Bids (not including start up and minimum Load Bids) is
10 available to all resources scheduled or Dispatched by the CAISO regardless of
11 whether or not the resource was committed by CAISO, provided, however, that
12 the resource performs according to CAISO instructions.

13

14 **Q. Why does the CAISO propose to ensure recovery of Start-Up and Minimum**
15 **Load costs for unit-specific System Resources?**

16 A. Bids from unit-specific System Resources are Bids for Energy from actual
17 physical capacity located outside of the CAISO Control Area that the CAISO is
18 capable of committing and calling upon through a contractual relationship such as
19 a Participating Generator Agreement or a Dynamic Scheduling Agreement. In
20 contrast, Bids from non-unit-specific System Resources do not reflect Start-Up or
21 Minimum Load Energy tied to specific physical resources, and may be simply an

1 intertie schedule for exchange of Energy between two control areas. Start-Up
2 and Minimum Load Costs for such resources are, therefore, not applicable.

3

4 **Q. Why are resources not eligible for BCR if they are self-committed or if they**
5 **are designated for self-provision of Ancillary Services?**

6 A. Resources that are self-committed by Scheduling Coordinators are not eligible for
7 BCR for their Minimum Load and Start-Up Costs, because their Start-Up Costs
8 and Minimum Load Costs are considered to be \$0. If they had instead submitted
9 non-zero Start-Up and Minimum Load Bid prices, there would be a good chance
10 the CAISO would not have committed them. By self committing they are
11 displacing another resource that may have had a lower start up and minimum
12 Load cost than theirs. If they submit a Self-Schedule or self provide AS, they are
13 presumed to have self committed; this is because to deliver their self schedule,
14 they must have an “on” status (i.e., committed). Despite the fact that these
15 resources are not eligible for BCR for their Start-Up and Minimum Load costs,
16 they are eligible for BCR with respect to their market Bids accepted by CAISO,
17 provided that they follow CAISO’s Dispatch instructions. If they do not, they are
18 presumed to be operating pursuant to a bilateral contract through which the
19 resource is likely to be receiving compensation not only for its uninstructed
20 Energy, but also for its Start-Up and Minimum Load Costs.

21

1 **Q. How does the CAISO determine the Bid costs that are recovered through the**
2 **BCR mechanism?**

3 A. For each time period during which a resource is committed by the CAISO, the
4 CAISO calculates the total Bid costs to be recovered in each Trading Hour for
5 each resource. Such Bid costs include : (1) Start-Up Costs, (2) Minimum Load
6 Costs, (3) Energy costs, (4) AS costs and (5) RUC costs. Moreover, for each hour
7 during the Self Commitment period where the resource follows CAISO Dispatch
8 instructions, the CAISO calculates the Energy costs, AS Bid costs and RUC Bid
9 cost. I explained above what Start-Up Costs and Minimum Load Costs are. The
10 Energy cost is the integral of the Energy Bid cost curve (as mitigated in the
11 CAISO market power mitigation runs) that has been scheduled or Dispatched by
12 the CAISO. The Ancillary Services costs are the product of the awarded quantity
13 of Ancillary Service, reduced by any Ancillary Services no-pay capacity,
14 multiplied by the applicable ASMP. RUC costs are the product of the awarded
15 RUC Capacity, reduced by any no-pay Ancillary Services capacity, and the
16 applicable RUC Price. I will explain below, in detail, how these various costs
17 and revenues will be determined in each of the CAISO's MRTU markets.

18

19 **Q. Are the Bids submitted by Scheduling Coordinators for Start-Up and**
20 **Minimum Load costs cost-based or market-based?**

21 A. The SCs have two options for the Start-Up and Minimum Load Costs: (a) Bid-
22 based, but fixed for 6 months; (b) cost-based, but adjustable based on fuel prices.

1 Whether they are Bid in or based on proxy cost data, however, each trading day's
2 Start-Up and Minimum Load Costs for each unit remain the same throughout the
3 given day.

4

5 **A. Determination of CAISO Commitment Periods**

6 **Q. You mentioned earlier that resources are only eligible to receive BCR**
7 **payments for their start up and minimum Load costs during those time**
8 **periods in which they are committed by the CAISO. Can you explain this**
9 **concept in greater detail?**

10 A. Yes. But first, I believe it would be helpful to explain the basic concept of a
11 Commitment Period” A Commitment Period consists of the consecutive time
12 periods in a Trading Day during which a unit is “on,” that is, the unit is online,
13 synchronized with the grid, and available for Dispatch. In contrast, a unit is
14 considered “off” when it is offline or in the process of starting up or shutting
15 down. The time periods that comprise a Commitment Period is dependent on the
16 market that a unit is participating in. The time period in the Day-Ahead Market is
17 a Trading Hour, while the time period in the Real-Time Market is a 5-minute
18 Dispatch Interval.

19

20 For purposes of determining whether a resource is eligible to receive a BCR
21 payment, there are two distinct sub-types of Commitment Periods. The first is a
22 “Self-Commitment Period.” This is the portion of a Commitment Period during

1 which a unit is operating pursuant to an Energy Self-Schedule or an AS Self-
2 Provision, except for Non-Spinning Reserves that are self-provided by a Fast Start
3 Unit. A Self-Commitment Period may include time periods when a unit is not
4 operating pursuant to an Energy Self-Schedule or an AS Self-Provision if it is
5 determined by inference that the unit must be on due to the unit’s ramping up and
6 ramping down constraints. Resources are not eligible to receive BCR payments
7 for Start-p and Minimum Load Costs during Self-Commitment Periods.

8
9 The other type of Commitment Period is a “CAISO Commitment Period.” This is
10 the portion of a Commitment Period that is not a Self-Commitment Period.
11 Resources are eligible to receive BCR payments for actual Start Up, Minimum
12 Load and Energy pursuant to CAISO instructions that they provide during CAISO
13 Commitment Periods.

14
15 Commitment Periods can also be explained in terms of the three different markets.
16 So, there are “IFM Commitment Periods,” “RUC Commitment Periods,” and
17 “RTM Commitment Periods.” These are simply the Commitment Periods during
18 which a unit is operating in the IFM, RUC, or Real-Time Markets, respectively.

19
20 Finally, a Commitment Periods can be explained both in terms of the relevant
21 market and commitment type. For instance, an “IFM Self-Commitment Period”

1 would be a Commitment Period in which a unit was participating in the IFM
2 pursuant to a Self-Schedule or Self-Providing AS.

3

4 **Q. How does the CAISO determine whether an IFM Commitment Period is a**
5 **Self-Commitment Period or a CAISO Commitment Period?**

6 A. As I noted above, a CAISO Commitment Period for a resource is any
7 Commitment Period for the resource that is not a Self-Commitment Period for
8 that resource. With respect to the IFM, the CAISO defines an IFM Self-
9 Commitment Period to include all consecutive Trading Hours in which the
10 resource has submitted a Self-Schedule for Energy or has indicated that it will be
11 self-providing AS, except if the self-provision is for Non-Spinning Reserves by a
12 Fast Start Unit. A Self-Commitment period for a resource may not be less than
13 the minimum run time of the resource (rounded up to the next hour).
14 Consequently, if a resource first self-commits in hours h , the Self Commitment
15 Period will be extended to hour $h+\text{MUT}-1$, where MUT is the minimum run time
16 of the resource. Any two non-consecutive IFM Self-Commitment Periods for a
17 unit may not be separated by less than the minimum down time of the resource,
18 i.e., the time it takes for that a resource to ramp down, and start up to its minimum
19 Load again. Consequently, if a resource self-commits in hours h and h plus n ,
20 where n is greater than 1 (i.e., the hours are not consecutive), the CAISO will
21 extend the IFM Self-Commitment Period of the resource to the hours in between
22 those two hours if n is less than the minimum down time (MDT) for the resource

1 plus 1 Finally, in any given Trading Day, the number of IFM Self-Commitment
2 Periods for a given resource may not exceed the relevant minimum number of
3 daily starts (MDS) for that resource. If the first IFM Commitment Period is the
4 continuation of an IFM or RUC Commitment Period from the previous Trading
5 Day, then the number of IFM Self-Commitment Periods for the given Trading
6 Day for the specific resource is increased may not exceed MDS plus 1 hour. If
7 the number of IFM Self Commitment Periods for the resource do exceed this
8 limit, then the Self Commitment Periods with the smallest time separation will be
9 combined along with the hours in between as part of the IFM Self Commitment
10 Period for the resource.

11

12 **Q. How will the CAISO determine whether a RUC Commitment Period is a**
13 **Self-Commitment Period or a CAISO Commitment Period?**

14 A. The CAISO does not allow RUC self provision. Therefore, there is no need to
15 identify a RUC Self-Commitment Period. Incidentally, a RUC Commitment
16 Period that is contiguous with or overlaps an IFM Commitment Period
17 automatically includes the IFM Commitment Period. However, since the BCR
18 rules must be applied in sequence, this does not change the outcome of the BCR
19 computations for the resource for the IFM Commitment Period (that is now part
20 of the RUC Commitment Period for RUC BCR computations). The BCR rules are
21 designed such that when applied in sequence, the resource is not double paid for

1 start up cost or minimum Load, but will have Bid cost recovery for its RUC
2 capacity over the entire RUC Commitment Period.

3

4 **Q. How will the CAISO determine whether an RTM Commitment Period is a**
5 **Self-Commitment Period or a CAISO Commitment Period?**

6 A. Just like for IFM Commitment Periods, the CAISO will consider RTM CAISO
7 Commitment Periods to include any Trading Hour in an RTM Commitment
8 Period which is not part of a RTM Self-Commitment Period. An RTM Self-
9 Commitment Period includes all consecutive Dispatch Intervals for which the
10 relevant resource has submitted a Self-Schedule for Energy or has indicated that it
11 will be self-providing Ancillary Services in the Real-Time Market, except if the
12 self-provision is for Non-Spinning Reserves by a Fast Start Unit. In addition, a
13 RTM Self-Commitment Period will not include any Dispatch interval that was
14 determined to be part of a RUC Commitment Period, which is described below.

15

16 An RTM Self-Commitment Period for a resource may not be less than the
17 relevant minimum up time (MUT) for the resource, rounded up to the next 15-min
18 commitment Interval when considered jointly with any adjacent IFM Self
19 Commitment period. Consequently, if a resource self-commits at time h , the self-
20 commitment will be extended to Commitment Interval $h + \text{MUT}$, unless an IFM
21 or RUC Commitment Period exits starting after hour h , in which case the self-
22 commitment will be extended to Commitment Interval $h + \min(\text{MUT}, t)$.

1

2 An RTM Self-Commitment Period for a resource when considered jointly with
3 any adjacent IFM Self Commitment period may also not be separated from a
4 RUC Commitment Period by less than the relevant minimum down time for the
5 resource, rounded up to the next 15-min Commitment Interval.

6

7 Consequently, if a resource self-commits at time T_1 and has been awarded a RUC
8 schedule at T_2 , which is before T_1 , the RTM self-commitment will be extended to
9 the commitment intervals in between T_1 and T_2 , if T_1 minus T_2 is less than the
10 minimum down time for the resource. Finally, the number of RTM Self-
11 Commitment Periods, when considered jointly with any adjacent IFM Self
12 Commitment period, for a unit within a Trading Day may also not exceed the
13 relevant maximum daily Start-Ups (MDS) for a given resource. If the first RTM
14 Commitment Periods is the continuation of a RTM Commitment Period from the
15 previous Trading Day, then the maximum daily Start-Ups will be increased by 1.
16 Consequently, if a resource self-commits at time T_1 and has been awarded a RUC
17 Schedule at time T_2 , which is later than T_1 , the RTM Self-Commitment Period
18 will be extended to the commitment intervals in between T_1 and T_2 , if an
19 additional RTM Start-Up at T_1 would violate the maximum daily Start-Up
20 constraint.

21

1 **Q. How does CAISO determine what constitutes a RUC Commitment Period?**

2 A RUC Commitment Period is any Trading Hour during which a resource is
3 committed by the RUC process. The RUC software may not de-commit resources
4 that were committed in the IFM. Therefore, a RUC Commitment Period always
5 includes an overlapping IFM Commitment Period. However, a RUC
6 Commitment Period may start earlier and/or may end later than an overlapping
7 IFM Commitment Period if a resource is issued an earlier Start-Up and/or later
8 Shut-Down in RUC than it is in the IFM. A RUC Commitment Period may also
9 not contain an IFM Commitment Period if the unit is not scheduled by the IFM
10 within that period.

11

12 Because there is no self-commitment in RUC, all RUC Commitment Periods are,
13 by definition, also CAISO Commitment Periods.

14

15 **B. Calculation of Unrecovered Bid Costs**

16 **Q. Please explain, in detail, how the unrecovered Bid cost of a resource is**
17 **determined?**

18 A. I will explain in greater detail below how the CAISO determines the component
19 Bid costs and market revenues relating to each of the three markets. In summary,
20 however, for each CAISO market process, *i.e.* the IFM, RUC and the Real-Time
21 Market, the CAISO will calculate the total Bid costs for each resource , for each
22 Settlement Interval in each CAISO Commitment Period, and the total Bid costs

1 excluding Start Up and Minimum Load Costs for each Settlement Interval in a
2 Self Commitment Period . The CAISO will then net from these amounts the
3 market revenues derived by the resource from all of the CAISO Markets in each
4 Settlement Interval. If the difference between the Bid costs and the market
5 revenues is positive, then that amount represents a shortfall for the specific
6 CAISO Market. If the difference is negative, then that amount represents a
7 surplus relating to the specific CAISO Market. The CAISO will then nets the
8 resource's shortfalls and surpluses over each Trading Day. If the resulting
9 amount is positive, then the unit is entitled to a BCR payment in this amount for
10 that Trading Day.

11

12 **Q. What is the justification for netting of shortfalls and surpluses over each**
13 **Trading Day?**

14 A. Resource commitment is a decision involving the consideration of costs and
15 benefits over the commitment horizon. The IFM and RUC market-clearing
16 processes are both daily commitment decisions. Therefore, it is logical that
17 revenues made in an hour from these markets should offset costs incurred in a
18 different hour relating to these markets during the course of the same Trading Day.
19 Regarding RTM, the processes comprising RTM, start with 5 hour look-ahead in
20 the Short Term Unit Commitment (STUC), and are time phased in Real-Time
21 Unit Commitment (RTUC), and Real-time Economic Dispatch (RTED). The
22 decisions in each process feed into the next. For example, a unit with a minimum

1 start up and run time of 4 hours committed in STUC reflects a commitment
2 decision that was made taking into account both the Energy Bid price sand the
3 start up and minimum costs. In all of these market processes, the constraints that
4 result in prices in some intervals being insufficient for certain resources to recover
5 its their Bid Costs ultimately results in a less economic solution overall than
6 where the constraint had not been present. However, a resource that might be
7 constrained in some intervals will be provided an opportunity to benefit from
8 those solutions that increase the amount of infra-marginal Energy Dispatched and
9 settled in other intervals

10

11 Therefore, it is appropriate that if a resource is being compensated via an uplift
12 payment when the resource is extra-marginal (*i.e.* not recovering its costs), that
13 the resource internalize such payments before spreading such costs to the rest of
14 the market. Since the effects of a constrained resource has impacts beyond one
15 interval or one hour, and the fact that the optimization horizon is continuously
16 shifting from one hour to the next, I believe that it is reasonable to adopt a 24-
17 hour netting period for purposes of calculating BCR. Also, this daily
18 compensation approach is consistent with other ISO with regards to Bid cost
19 recovery.

20

21

22

1 **1. Calculation of Bid Costs and Market Revenues in the IFM**

2 **Q. Can you please explain more specifically how the CAISO will determine the**
3 **Bid cost associated with a unit participating in the IFM?**

4 A. For each Settlement Interval in a CAISO IFM Commitment Period, in an IFM
5 Commitment Period, the Bid cost associated with a unit participating in the IFM
6 will be calculated as the algebraic sum of the qualified IFM Start-Up Costs, the
7 qualified Minimum Load Costs, the IFM pump shut-down costs, the IFM Energy
8 Bid costs and the IFM Ancillary Services Bid Cost. For each Settlement Interval
9 in a Self Commitment Period, in an IFM Commitment Period, the Bid cost
10 associated with a unit participating in the IFM will be calculated as the algebraic
11 sum of the IFM Energy Bid costs and the IFM Ancillary Services Bid Cost.

12

13 **Q. You mentioned qualified IFM Start-Up Costs. Please explain what you mean**
14 **by qualified IFM Start-Up Costs, and the rules that the CAISO has**
15 **developed to implement to determine which IFM Start-Up Costs will be**
16 **considered qualified IFM Start-Up Costs.**

17 A. IFM Start-Up Costs for a given IFM Commitment Period are the Start-Up Costs
18 incurred by the Scheduling Coordinator for the relevant resource participating in
19 the IFM. The CAISO applies a series of rules sequentially to determine whether
20 the Start-Up Costs incurred by a resource during IFM Commitment Periods
21 qualify for BCR. That is, the CAISO applies the first rule, and if the Start-Up
22 costs are not set to zero or otherwise modified, and therefore remain qualified, the

1 CAISO applies the second rule and if the Start-Up costs remain qualified for that
2 Commitment Period it applies the next rule, and so on.

3

4 **Q. What are the sequential rules that the CAISO applies to determine whether**
5 **IFM Start-Up Costs are qualified?**

6 A. First, if there is an IFM Self-Commitment Period within the IFM Commitment
7 Period, then the Start-Up Costs for that IFM Commitment Period are set to zero.
8 Second, if for that IFM Commitment period the resource is manually pre-
9 Dispatched under RMR contract, or flagged in Day-Ahead Pre-IFM as RMR pre-
10 Dispatch, then the qualified IFM Start-Up Costs for that IFM Commitment Period
11 are set to zero. Third, if there is no actual Start-Up at the beginning of the
12 relevant IFM Commitment Period, *i.e.*, because the IFM Commitment Period is
13 the continuation of an IFM or RUC Commitment Period from the previous
14 Trading Day, then the qualified Start-Up Costs for that IFM Commitment Period
15 are set to zero. Fourth, If an IFM Start-Up is later delayed or cancelled by a
16 Dispatch Instruction issued through the Real-Time Market, the qualified Start-Up
17 costs for the IFM Commitment Period is zero. Fifth, if the qualified Start-Up
18 costs relating to an IFM Commitment Period is terminated in real time (via an
19 Out of Sequence Shut-Down Instruction) while the unit is actually starting up
20 pursuant to an IFM Start-Up instruction from the prior Trading Day, the qualified
21 IFM Start-Up costs for that IFM Commitment Period are prorated by the ratio of
22 the Start-Up time before termination over the IFM Start-Up time. Sixth, the IFM

1 Start-Up cost for an IFM Commitment Period is qualified if in the Real-Time an
2 actual Start-Up does not occur within that IFM Commitment Period. An actual
3 Start-Up is detected between two consecutive Settlement Intervals when the
4 relevant metered Energy in these Settlement Intervals increases from below and
5 reaches or exceeds the relevant Minimum Load Energy (“MLE”), which is the
6 product of the relevant Minimum Load and the duration of the Settlement Interval.
7 Finally, The Start-Up Costs for an IFM Commitment Period is qualified if, in
8 Real-Time, an actual Start-Up occurs earlier than the IFM Start-Up, but still
9 within the same Trading Day, and the resource actually stays on until the IFM
10 Start-Up. Otherwise, the qualified Start-Up costs for that IFM Commitment
11 Period is zero.

12

13 **Q. Why does the CAISO only include qualified Start-Up Costs in determining**
14 **the Bid costs for resources participating in the IFM?**

15 A. The CAISO will only include qualified Start-Up Costs when determining Bid
16 costs for resources participating in the IFM because of the physical characteristics
17 of those resources (such as ramp rates), because of the fact that those resources
18 may be committed by multiple CAISO market procedures, and because BCR
19 uplift costs, as discussed in greater detail below, are allocated differently for the
20 various commitment processes. For example, because Dispatch instructions are
21 issued through the various CAISO markets, a resource that is committed in the
22 IFM for a set of hours can be operating in Real-Time pursuant to a Start-Up

1 instruction issued by a later commitment process because it is already running,
2 and due to its ramping and shut down rates, was never shut down and continues to
3 run as a result. In such instances it is appropriate to segment the Start-Up Costs
4 so that the resource does not end up receiving an additional Start-Up Cost
5 recovery in a particular market when it has already been compensated for its
6 initial Start-Up in another market. By segmenting and qualifying such Start-Up
7 Costs, the CAISO is able to allocate the Start-Up Costs to the appropriate entities
8 as further described below. Also, if a resource is Dispatched through an RMR
9 Dispatch, that resource will be recovering its Start-Up costs for that interval
10 through its RMR contract. Therefore, it is not appropriate to provide that resource
11 with additional compensation of its Start-Up Costs through the BCR process.
12 Finally, it is not appropriate to allow a unit to recover Start-Up Costs for a
13 Commitment Period during which that resource unit is not actually on, because
14 there are simply no Start-Up Costs for that unit relating to such a Commitment
15 Period.

16

17 **Q. Please describe IFM pump shut-down costs.**

18 A. For Pumped-Storage Hydro Units and Participating Load only, the IFM Pump and
19 Participating Load Shut-Down Costs for each Settlement Interval are equal to the
20 relevant Pump and Participating Load Shut-Down Cost submitted to CAISO in
21 the IFM divided by the number of Settlement Intervals in a Trading Hour in
22 which shut down is to occur if the unit is committed by the IFM not to pump and

1 actually does not operate in pumping mode in that Settlement Interval (as detected
2 by Metered data).

3

4 **Q. You also stated that only qualified Minimum Load Costs are included in the**
5 **determination of a resource's Bid costs. Please explain how and why**
6 **qualified Minimum Load costs are determined for the IFM Commitment**
7 **Period.**

8 A. The CAISO will calculate the Minimum Load Costs for each Settlement Interval
9 in the CAISO IFM Commitment Period as the Minimum Load Costs of the
10 relevant resource divided by the number of Settlement Intervals in a Trading Hour.
11 If, however,
12 a resource is manually pre-Dispatched under the RMR contract, or flagged in the
13 Day-Ahead Pre-IFM as RMR pre-Dispatch in a Settlement Interval, then the
14 qualified Minimum Load costs for that resource during that Settlement Interval
15 are zero. Also, if the resource is not actually on during the relevant Settlement
16 Interval then the qualified Minimum Load costs for that Settlement Interval is also
17 zero. Whether a resource is not actually on is detected by whether the Metered
18 Energy coming from that resource in less than the relevant Minimum Load
19 Energy.

20

21 The CAISO considers only qualified Minimum Load costs in calculating Bid
22 costs relating to IFM Commitment Periods for the same reasons that it only

1 includes qualified Start-Up Costs in that calculation. For example, if a unit is pre-
2 Dispatched through an RMR contract, that unit's Minimum Load Costs will be
3 recovered through the RMR contract and therefore should not be recovered and
4 allocated through the BCR mechanism. Also, for the same reason as I explained
5 with respect to Start-Up Costs, if a resource is not actually on then that resource's
6 Minimum Load costs should not be recoverable through BCR.

7

8 **Q. Please describe IFM pump pumping costs.**

9 A. For Pumped Storage Hydro Units and Participating Load only, the IFM Pump and
10 Participating Load Cost for the applicable Settlement Interval is calculated as the
11 Pumping and Participating Load Bid Cost submitted to the CAISO in the IFM
12 divided by the number of Settlement Intervals in a Trading Hour. The Pump and
13 Participating Load Cost is negative since the MWh quantities are negative. The
14 Pump and Participating Load Cost is included in IFM Bid Cost computation for a
15 Pumped-Storage Hydro Unit and Participating Load committed by the IFM to
16 pump or serve Load, if it actually operates in pumping mode or serves Load in
17 that Settlement Interval.

18

19 **Q. Please describe IFM Energy Bid Costs.**

20 A. For any Settlement Interval, the IFM Energy Bid Cost is computed as the integral
21 of the relevant Energy Bid submitted to the IFM, if any, from the BCR Eligible
22 Resource's Minimum Load (or self schedule) up to the relevant MWh scheduled

1 in the Day-Ahead Schedule, divided by the number of Settlement Intervals in a
2 Trading Hour.

3

4 **Q. Please describe IFM Ancillary Services Bid Costs.**

5 A. For any Settlement Interval, the IFM AS Bid Cost is computed as the product of
6 the IFM AS Award from each accepted IFM AS Bid and the relevant AS Bid
7 Price, divided by the number of Settlement Intervals in a Trading Hour.

8

9 **Q. Will the determination of IFM Bid Costs take into account the non-**
10 **performance of resources?**

11 A. Yes. The CAISO will set the IFM Bid Costs for a specific resource in any
12 Settlement Interval to zero if the resource's Uninstructed Imbalance Energy
13 ("UIE") for that Settlement Interval exceeds the greater of 1) 5 MWh divided by
14 the number of Settlement Intervals in the Trading Hour, or 2) 3% of the
15 Maximum Capacity divided by the number of settlement intervals in the Trading
16 Hour.

17

18 **Q. What is the reason for taking into account non-performance in determining a**
19 **resource's IFM Bid Costs?**

20 A. As stated earlier, BCR eligibility applies only if the resource is not satisfying its
21 obligation under a bilateral arrangement. When a resource self schedules to meet
22 a bilateral contractual obligation, it signals the CAISO that it is self committing

1 and therefore, is not relying on the CAISO to recover its start up and minimum
2 Loads costs for that settlement interval. In fact, based on the rules above, it may
3 forego minimum Load cost recovery for adjacent time periods within the
4 minimum run time of resource.

5
6 A resource could easily elect not to inform the CAISO of its bilateral arrangement
7 by self scheduling its contracted Energy, and simply deviate from CAISO
8 instructions in real-time to meet that obligation The proposal to not allow
9 resources that deviate in Real-Time beyond the tolerance band to recover their
10 costs for that interval is designed to deter such behavior.

11
12 **Q. Above you indicated that unrecovered Bid Costs will be calculated by netting**
13 **Bids Costs and Market Revenues. How will the CAISO calculate the IFM**
14 **market revenues for this purpose?**

15 A. The CAISO will calculate the market revenue received by a resource through the
16 IFM, for each Settlement Interval in a CAISO IFM Commitment Period, as the
17 sum of 1) the product of the total Energy scheduled in the IFM for a resource and
18 the relevant LMP, divided by the number of Settlement Intervals in the relevant
19 Trading Hour and 2) the product of all the Ancillary Services capacity awarded to
20 the applicable resource in the IFM multiplied by the relevant ASMP, divided by
21 the number of Settlement Intervals in a Trading Hour. In this computation, for

1 Pumped Storage Hydro Units and Participating Load operating in the pumping
2 mode or serving Load, the MWh is negative.

3 The IFM market revues price the minimum Load of the resource or the pump at
4 the relevant LMP.

5
6 The CAISO will calculate the market revenue received by a resource through the
7 IFM, for each Settlement Interval not in a CAISO IFM Commitment Period, as
8 the sum of 1) the product of the total Energy scheduled in the IFM for the
9 resource above its minimum Loads or self schedule and the relevant LMP,
10 divided by the number of Settlement Intervals in the relevant Trading Hour and 2)
11 the product of all the Ancillary Services capacity awarded to the applicable
12 resource in the IFM multiplied by the relevant ASMP, divided by the number of
13 Settlement Intervals in a Trading Hour.

14

15 **2. Calculation of Bid Costs and Market Revenues in RUC**

16 **Q. Will the CAISO calculate a separate Bid cost recovery amount for resources**
17 **committed through the RUC process?**

18 A. Yes. For each Settlement Interval in a RUC Commitment Period, the CAISO will
19 calculate the Bid costs that are to be recovered by a resource committed in the
20 RUC as the sum of the resource's qualified Start-Up Costs , the qualified
21 Minimum Load Costs, and the product of the RUC capacity award with the

1 relevant RUC Bid price divided by the number of Settlement Intervals in a
2 Trading Hour.

3

4 **Q. Please describe the rules that the CAISO has developed to determine**
5 **whether RUC Start-Up Costs will be considered qualified RUC Start-Up**
6 **Costs.**

7 A. The qualified RUC Start-Up Costs are the RUC Start-Up Costs submitted by a
8 Scheduling Coordinator divided by the number of settlement intervals in a RUC
9 Commitment Period. As with IFM Start-Up Costs, the CAISO then applies a
10 series of sequential rules to determine if the RUC Start-Up Costs remain qualified.
11 First, if there is an IFM Commitment Period within the RUC Commitment Period,
12 then the qualified Start-Up Costs for the resource in that RUC Commitment
13 Period are set to zero. Second, if a resource is manually pre-Dispatched under the
14 RMR contract, or flagged in the Day-Ahead Pre-IFM as RMR pre-Dispatch at
15 any point during that RUC Commitment Period, then the qualified Start-Up Costs
16 for the resource in that RUC Commitment Period are set to zero. Third, if there is
17 no actual RUC Start-Up at the beginning of that RUC Commitment Period, *i.e.*,
18 the RUC Commitment Period represents the continuation of an IFM or RUC
19 Commitment Period from the previous Trading Day, then the qualified Start-Up
20 costs for the unit in that RUC Commitment Period are set to zero. Fourth, if the
21 RUC Start-Up is delayed or cancelled by the Real-Time Market, then the
22 qualified Start-Up costs for the unit in that RUC Commitment Period are set to

1 zero. Fifth, if RUC Start-Up is actually terminated in the real-time through an
2 exceptional Dispatch issued while the unit is actually starting up, the resource's
3 qualified RUC Start-Up costs incurred during that RUC Commitment Period will
4 be prorated by the ratio of the Start-Up time before termination over the RUC
5 Start-Up time. Sixth, if an actual Start-Up occurs within a RUC Commitment
6 Period, then the Start-Up Costs for that resource in that RUC Commitment Period
7 is qualified. Finally, if an actual Start-Up occurs earlier than the RUC Start-Up,
8 but still within the same Trading Day, and the resource stays on until the RUC
9 Start-Up, then that resources RUC Start-Up Costs will be treated as qualified, *i.e.*,
10 they will not be set to zero. Otherwise, the qualified Start-Up costs for that unit
11 during that RUC Commitment Period will be set to zero.

12

13 **Q. Why will the CAISO only include qualified Start-Up Costs in determining**
14 **the Bid costs that are eligible for recovery in RUC?**

15 A. The CAISO will only count qualified Start-Up Costs for purposes of determining
16 BCR for RUC for the same reasons that I articulated above with respect to the
17 IFM.

18

19 **Q. How does the CAISO determine qualified Minimum Load costs in the RUC**
20 **for purposes of calculating BCR?**

21 A. Similarly to the Minimum Load Costs determined for the IFM Commitment
22 Period, the qualified Minimum Load Costs for a Settlement Interval in a RUC

1 Commitment Period is the Minimum Load Costs of the unit divided by the
2 number of Settlement Intervals in a Trading Hour.

3

4 Also similar to the IFM, the RUC Minimum Load Costs will be set to zero if the
5 resource is manually pre-Dispatched under RMR contract, or flagged as RMR
6 pre-Dispatch in the Day-Ahead Pre-IFM, or if the resource is not actually on
7 during a particular Settlement Interval. In addition, if the relevant Settlement
8 Interval is also part of an IFM Commitment Period, then the qualified RUC
9 Minimum Load costs for the unit during that Settlement Interval will be set to
10 zero, because those costs will be recovered through the BCR calculations for IFM,
11 as described above, or if RUC is awarded for a self scheduled resource (i.e., the
12 Settlement Interval is in an IFM Self Commitment Period), the resource is not
13 eligible for minimum Load cost recovery.

14

15 **Q. Will a unit's RUC Bid Costs be impacted by non-performance?**

16 A. Yes. The CAISO will set the RUC Bid Costs for a specific resource in any
17 Settlement Interval to zero if the resource's Uninstructed Imbalance Energy
18 ("UIE") for that Settlement Interval exceeds the greater of 1) 5 MWh divided by
19 the number of Settlement Intervals in the Trading Hour, or 2) 3% of the
20 Maximum Capacity divided by the number of settlement intervals in the Trading
21 Hour.

22

1 **Q. What is the reason for setting a resource's RUC related Bid costs to zero**
2 **under these conditions?**

3 A. The reason for disqualifying RUC related Bid costs under such condition is the
4 same as I explained with respect to the IFM.

5

6 **Q. How will the CAISO calculate market revenues relating to RUC?**

7 A. For purposes of determining BCR, the market revenues in RUC will be calculated
8 as the product of the quantity of the capacity awarded through RUC and the
9 relevant RUC LMP, all divided by the number of Settlement Intervals in a
10 Trading Hour.

11

12 **3. Calculation of Bid Costs and Market Revenues in RTM**

13

14 **Q. How does the CAISO calculate the Bid Costs associated with a resource**
15 **committed in the RTM?**

16 A. Similar to the IFM and RUC, the RTM Bid Costs for a resource in each
17 Settlement Interval in a CAISO RTM Commitment Period is the sum of the
18 qualified RTM qualified Start-Up Costs, the qualified Minimum Load Costs, the
19 relevant RTM Participating Load and Pumped-Storage Hydro Unit shut-down costs,
20 the RTM Energy Bid Costs, and the RTM Ancillary Services Bid Costs.

21

22

23

- 1 **Q. How does the CAISO determine qualified Start-Up Costs in the RTM?**
- 2 A. The qualified RTM Start-Up costs are the RTM Start-Up costs submitted by the
3 Scheduling Coordinator divided by the number of settlement intervals in a RTM
4 Commitment Period. As is the case for the IFM and RUC Start-Up Costs, the
5 CAISO applies a series of rules sequentially to determine whether the RTM Start-
6 Up Costs of a resource for a RTM Commitment Period remain qualified. First, if
7 there is a RTM Self-Commitment Period within the applicable RTM Commitment
8 Period, then the resource's qualified Start-Up Costs for that RTM Commitment
9 Period are set to zero. Second, if the resource is pre-Dispatched as RMR (in the
10 Day-Ahead Market or the Real-Time Market) at any time during the RTM
11 Commitment Period, then the qualified Start-Up Costs for the unit for that RTM
12 Commitment Period are set to zero. Third, if there is no RTM Start-Up at the
13 beginning of the RTM Commitment Period, *i.e.*, the RTM Commitment Period is
14 the continuation of an RTM Commitment Period from the previous Trading Day,
15 or the RTM Commitment Period begins at an IFM, RUC, or uninstructed Start-Up,
16 then the resource's qualified Start-Up Costs for that RTM Commitment Period are
17 set to zero. Fourth, the qualified Start-Up Costs for a RTM Commitment Period
18 that is terminated in Real-Time through an exceptional Dispatch issued while the
19 unit is actually starting up will be prorated by the ratio of the Start-Up time before
20 termination over the RTM Start-Up time. Fifth, the Start-Up Costs for a RTM
21 Commitment Period are qualified if an actual Start-Up occurs within that RTM
22 Commitment Period. Sixth, if an actual Start-Up occurs earlier than the RTM

1 Start-Up, but still within the same Trading Day, and the unit stays on until the
2 RTM Start-Up, the RTM Start-up cost will be considered qualified, otherwise, the
3 qualified RTM Start-Up Costs for the unit during that RTM Commitment Period
4 are set to zero.

5

6 **Q. How does the CAISO determine qualified Minimum Load Costs in the RTM?**

7 A. A resource's qualified RTM Minimum Load costs for a Settlement Interval are
8 the Minimum Load costs for the resource divided by the number of Settlement
9 Intervals in a Trading Hour, of which there are six. Then, similarly to Minimum
10 Load costs in the IFM and the RUC, the CAISO will apply the following criteria
11 only for Settlement Intervals in a CAISO RTM Commitment Period to determine
12 whether or not those Minimum Load costs are qualified Minimum Load Costs,
13 and thus eligible for recovery. First, if the resource is pre-Dispatched as RMR
14 (in the Day-Ahead Market or the Real-Time Market) in that Settlement Interval,
15 then the qualified Minimum Load Costs for that resource during that Settlement
16 Interval are set to zero. Second, if the resource is not actually on during that
17 Settlement Interval, then the qualified Minimum Load costs for that resource
18 during that Settlement Interval are set to zero. Finally, if that Settlement Interval
19 is part of an IFM or RUC Commitment Period, then the qualified Minimum Load
20 Costs for the resource during that Settlement Interval are set to zero.

21

22

1 **Q. Please describe the RTM Energy Bid Costs.**

2 A. A resource's RTM Energy Bid Costs for a Settlement Interval are the sum of the
3 products of each Instructed Imbalance Energy ("IIE") portion, except Standard
4 Ramping Energy, Residual Imbalance Energy, Exceptional Dispatch Energy, and
5 Regulating Energy, multiplied by the resource's relevant Energy Bid prices for
6 each Dispatch Interval in the Settlement Interval.

7
8 **Q. Please describe the RTM Ancillary Services Bid Costs.**

9 A. A resource's RTM Ancillary Services Bid Costs for a Settlement Interval are the
10 product of the average quantity of AS awarded in the RTM from the resource in
11 the Settlement Interval, reduced by any relevant quantity of capacity that is
12 subject to Tier-1 AS no pay, multiplied by the relevant AS price for that resource.
13 The average RTM AS award for a given Ancillary Service in a Settlement
14 Interval is the sum of the 15-min RTM AS Awards in that Settlement Interval,
15 each divided by the number of 15-minute commitment intervals in a Trading Hour
16 (4) and prorated to the duration of the Settlement Interval -- 10/15 if the RTM
17 AS Award spans the entire Settlement Interval, or 5/15 if the RTM AS Award
18 spans half the Settlement Interval.

19

20

21

22

1 **Q. Will a resource's RTM Bid Costs be affected by the resource's non-**
2 **performance?**

3 A. Yes. The CAISO will set the RTM Bid Costs for a specific resource in any
4 Settlement Interval to zero if the resource's UIE for that Settlement Interval
5 exceeds the greater of 1) 5 MWh divided by the number of Settlement Intervals in
6 the Trading Hour, or 2) 3% of the Maximum Capacity divided by the number of
7 settlement intervals in the Trading Hour. The CAISO will do this for the same
8 reason as I explained above with respect to the impact of non-performance on
9 BCR in the IFM and RUC markets.

10

11 **Q. How will the CAISO calculate the market revenues for units participating in**
12 **the RTM?**

13 A. For each Settlement Interval in a CAISO RTM Commitment, the CAISO will
14 calculate the RTM market revenue for a unit as the sum of 1) the sum of the
15 products of the Instructed Imbalance Energy (IIE) generated by a resource, except
16 Standard Ramping Energy, Residual Imbalance Energy, Exceptional Dispatch
17 Energy, and Regulating Energy, multiplied by the relevant RTM LMP, for each
18 Dispatch Interval in the Settlement Interval; 2) the product of the quantity of
19 Ancillary Services awarded for the resource, multiplied by the relevant ASMP,
20 divided by the number of 15-minute commitment intervals in a Trading Hour, of
21 which there are four, and prorated to the duration of the Settlement Interval of

1 which there are six in each Trading Hour and 3) minus any Tier 1 no pay charges
2 incurred by the resource, in the Settlement Interval.

3
4 For each Settlement Interval in a non-CAISO RTM Commitment period, the
5 RTM Market Revenue for a resource is the algebraic sum of 1) The sum of the
6 products of the Instructed Imbalance Energy, excluding Minimum Load Energy,
7 HASP Self-Scheduled Energy, Standard Ramping Energy, Residual Imbalance
8 Energy, Exceptional Dispatch Energy, and Regulating Energy, with the relevant
9 RTM LMP, for each Dispatch Interval in the Settlement Interval; 2) the product
10 of the quantity of Ancillary Services awarded for the resource, in the Settlement
11 Interval multiplied by the relevant ASMP, divided by the number of 15-minute
12 commitment intervals in a Trading Hour, of which there are four, and prorated to
13 the duration of the Settlement Interval of which there are six in each Trading Hour;
14 and 3) minus the relevant Tier-1 No Pay charges for that resource in that
15 Settlement Interval.

16

17 **C. Calculation of Unrecovered Bid Cost Uplift**

18 **Q. How will the CAISO determine the amount of unrecovered Bid Costs to pay**
19 **the BCR eligible resources?**

20 A. The unrecovered Bid cost of each resource is computed over the Trading Day as
21 follows: (1) For each of the markets, *i.e.*, the IFM, RUC and the RTM, a
22 resource's Bid Costs and market revenues in each Settlement Interval are summed

1 algebraically, and the result can be positive or negative. Positive results are
2 considered to be surpluses and negative results are considered to be shortfalls. (2)
3 The surpluses and shortfalls are added algebraically across all hours of the day
4 and across IFM, RUC, and RTM. If the net is a shortfall, it represents the
5 unrecovered Bid cost that the resource will be paid. If the net is a surplus, there is
6 no shortfall to warrant Bid cost recovery.

7

8 **Q. How will the CAISO determine the amount of unrecovered Bid Costs that**
9 **are allocated to Scheduling Coordinators during a particular Settlement**
10 **Interval?**

11 A. As I explained above, only resources that have a shortfall over the Trading Day,
12 receive BCR. For each resource with daily shortfall, the following computations
13 are carried out to allocate the cost of BCR paid to these resources across the
14 markets (IFM, RUC, and RTM) and across the Settlement Intervals.

15 For each of the markets, *i.e.*, the IFM, RUC and the RTM, a resource's Bid Costs
16 and market revenues in each Settlement Interval are summed algebraically, and
17 the result can be positive or negative. Positive results are considered to be
18 surpluses and negative results are considered to be shortfalls.

19

20 For each Settlement Interval of a given Trading Day in each of the CAISO
21 markets, a BCR uplift is calculated as the net of all BCR shortfalls and surpluses
22 from all resources. Thus, the net of all IFM-related shortfalls and IFM-related

1 surpluses for a Settlement Interval from all resources with unrecovered Bid cost
2 payment constitutes the IFM uplift for that Settlement Interval. The net of the
3 RUC-related shortfalls and RUC-related surpluses for a Settlement Interval from
4 all units with unrecovered Bid cost payment constitutes the RUC uplift for that
5 Settlement Interval. And the net of the RTM-related shortfalls and RTM-related
6 surpluses for a Settlement Interval from all units with unrecovered Bid cost
7 payment constitutes the RTM uplift for that Settlement Interval.

8

9 In each Settlement Interval, the uplift will be positive if the relevant shortfalls in
10 each market exceeds the relevant surpluses and will be negative if the relevant
11 surpluses exceed the relevant shortfalls.

12

13 **Q. Does the CAISO then use any positive uplift as the basis for recovering the**
14 **necessary revenues?**

15 A. Not yet. For the CAISO to be revenue neutral, if the CAISO charges the SCs in
16 the markets and periods where the net cost across all resources is positive
17 (shortfall), then the CAISO will have to pay the SCs in the markets and periods
18 where the net is negative (surplus). This is not compatible with allocation of BCR
19 costs, where only system-wide shortfalls must be recovered. Thus, after the
20 netting that I described in my last response, if the IFM, RUC, and RTM uplifts
21 for a particular Settlement Interval are of different signs, the CAISO nets the
22 negative uplifts against the positive uplifts until the total uplift is zero in the

1 following priority sequence. First, any positive IFM uplift for the Settlement
2 Interval is reduced first by any negative RTM uplift for the Settlement Interval
3 and then by negative RUC uplift for the Settlement Interval. Second, any positive
4 RUC uplift for the Settlement Interval is reduced first by negative RTM uplift for
5 the Settlement Interval and then by negative IFM uplift for the Settlement
6 Interval. Finally, any positive RTM uplift for the Settlement Interval is reduced
7 first by negative RUC uplift for the Settlement Interval and then by negative IFM
8 uplift for the Settlement Interval. This ensures that if that if resources earned
9 revenues in any of the CAISO's markets, those revenues are used to offset the
10 uplift requirements from the other markets. Therefore, if there are significant
11 negative uplifts from the RUC or RTM markets, the positive uplifts payments for
12 the IFM market will be reduced and thereby reducing the uplift allocated to Load.

13

14 **Q. Is it possible that the uplift amounts allocated to the SCs by the CAISO could**
15 **be greater than the actual BCR amounts paid to suppliers?**

16 A. No. In order to ensure that the uplift charges allocated to Load are not greater
17 than the amounts actually paid to suppliers, the CAISO sets negative uplifts in
18 each settlement interval for each market (IFM, RUC, or RTM) to \$0 and positive
19 uplifts are reduced accordingly. To accomplish this, the following computations
20 are performed. First, all positive and negative uplifts, computed as I described in
21 the previous answer, are summed (algebraically) across all settlement intervals

1 and the three markets (IFM, RUC, and RTM). This is the total uplift that the
2 CAISO will pay to the suppliers. I will refer to this amount as “U.” Second, all
3 positive uplifts, computed as I described in the previous answer, are summed
4 across all Settlement Intervals and the three markets. I will refer to this amount as
5 “P.” P will always be greater than or equal to U. Then, each positive uplift
6 amount, computed as I described in the answer above, is multiplied by the ratio of
7 U/P, and each negative uplift, computed as I described in the answer above, is set
8 to 0. This ensures that the sum of the positive uplifts allocated to the various
9 Settlement Intervals in the three markets (IFM, RUC and RTM) is exactly equal to
10 the total BCR uplift paid to suppliers for these Settlement Intervals.

11

12 **D. Allocation of Uplift Associated with Unrecovered Bid Cost Amounts**

13 **Q. How does the CAISO then allocate the resulting Settlement Interval uplift**
14 **amounts?**

15 A. After determining the uplift amounts associated with each Settlement Interval in
16 each market, each uplift is allocated to Scheduling Coordinators differently.

17

18 **Q. How will the IFM Uplift be allocated?**

19 A. The hourly IFM uplifts will be allocated by the CAISO in two tiers. In the first
20 tier, the hourly IFM uplifts will be allocated to Scheduling Coordinators in
21 proportion to the amount by which their Demand (which includes internal
22 Demand and Exports) scheduled in a Day-Ahead Schedule through the IFM

1 during the relevant hour exceeds their generation (which includes internal self
2 generation plus Imports) during the relevant hour, adjusted by any applicable IFM
3 uplift Load obligation amounts (as described below) that were traded bilaterally
4 between parties thereby reallocating such Load responsibility. The IFM uplift
5 rate will not exceed the ratio of the hourly IFM uplift in the Trade Hour divided
6 by the sum of all generation scheduled in the Day-Ahead and the Ancillary
7 Services capacity awarded from CAISO-committed Generating Units in that hour.
8 This is to avoid excessively high rate in case the BCR amount to be allocated in
9 the Settlement Interval would have to be allocated to a small quantity of the
10 billing determinant (IFM Load minus self scheduled generation and import). In
11 the second tier, any remaining IFM uplift for the Trading Hour will be allocated
12 to Scheduling Coordinators in proportion to their Metered Demand (which
13 includes internal Demand plus Exports).

14

15 **Q. Please explain the concept of Inter-SC Trades of IFM Load Uplift**

16 **Obligations.**

17 A. The CAISO accepts from Scheduling Coordinators Inter-SC Trades of IFM Load
18 Uplift Obligations. These instruments allow Scheduling Coordinators to transfer
19 between themselves uplift obligations associated with BCR in the IFM. The
20 CAISO will validate that these instruments are submitted for parties that agree to
21 the trade and then the CAISO will then subtracts from the transferor's IFM Load

1 Uplift Obligation the transferred amount and add to the transferee's IFM Load

2 Uplift Obligation the transferred amount.

3

4 **Q. Why will the IFM Uplift be allocated in two tiers?**

5 A. The two-Tier allocation is a usual practice even in today's CAISO markets. When
6 an amount of uplift must be recovered from the SCs based on a billing

7 determinant (e.g., net Load) there may be situations where the billing determinant
8 is small. In that case, a purchase rate is computed, as Tier 1 rate, which is applied

9 to the billing determinant, and the remaining cost is allocated to a wider billing

10 determinant such as Metered Demand. For example, assume the IFM BCR

11 amount in an hour \$5,000, the total Load is 1,000 MW, but all SCs have self

12 provided a god portion of their Supply (990 MW). If the total amount of uplift

13 were to be recovered from $1,000 - 990 = 10$ MW, this would represent a rate of

14 \$500/MWh. The more equitable allocation scheme would be to determine a

15 "purchase" rate, based on the amount of BCR and the quantity of Supply it was

16 paid to in that hour. The purchase rate so computed would then be charged as Tier

17 1 rate to the 10 MW, and the remaining amount allocated to Metered Demand.

18

19 **Q. How will the RUC Uplift be allocated?**

20 A. The hourly RUC uplift will also be allocated by the CAISO in two tiers. First, the

21 hourly RUC uplift will be allocated to Scheduling Coordinators in proportion to

1 their net negative Load deviations (Metered Load minus Load scheduled in their
2 Day-Ahead Schedules through the IFM) in that hour. The RUC uplift rate will
3 not exceed the ratio of the hourly RUC uplift divided by the sum of incremental
4 RUC Schedule deviations (capacity scheduled through RUC minus the generation
5 scheduled through the IFM) from Generating Units committed by the CAISO
6 through the IFM or RUC for that hour. In the second tier, any remaining RUC
7 uplift for the hour is allocated to Scheduling Coordinators in proportion to their
8 Metered Demand.

9

10 **Q. How will the RTM Uplift be allocated?**

11 A. Any positive RTM uplift in a Settlement Interval will be allocated to SCs by the
12 CAISO in proportion to their Metered Demand.

13

14 **Q. Can you provide examples to illustrate the above BCR computation and cost
15 allocation rules?**

16 A. Yes.

17

18 **Example VIII.1: Calculation of Bid Cost Recovery Amount For A Resource**

19 Consider a generating unit (Unit 1) with start up cost of \$1000 and minimum
20 Load cost of \$1500 per hour. Its Minimum Run Time is 2 Hours. Unit 1's
21 minimum Load (Pmin) is 50 MW. For simplicity, assume that the unit is ON
22 only for 6 hours during the day.

1 In the Day Ahead market, Unit 1 self schedules for 80 MW for HE 1, but for
2 hours HE2 through HE6 submits Energy Bids of \$25/MWh and RUC Bids of
3 \$20/MWh.

4
5 Based on the BCR rules, since the unit has a minimum run time of 2 hours, the
6 unit's self commitment is extended to HE 2 in addition to HE 1. The result is that
7 the unit's IFM Self-Commitment period covers hours HE1 and HE2, and the unit
8 is not eligible for Start-up and Minimum Load BCR during these 2 hours.

9 In the IFM, the CAISO commits the unit for 80 MW above its Pmin during HE5
10 and HE6. Assume the LMP at the unit's location is \$30/MWh in HE5 and
11 \$60/MWh in HE6.

12
13 Then assume that Unit 1 receives a RUC award for 30 MW above its Pmin in HE
14 4, and its RUC LMP is \$40/MWh/hr.

15
16 Finally, in HASP/Real Time ("RT"), the unit self schedules 60 MW during HE 3,
17 but has no accepted Real-Time Bids. So, the unit becomes ineligible for BCR for
18 HE 3 (in addition to HE 1 and HE 2).

19
20
21
22

1 Taking into account all of these inputs, , Unit 1 is only eligible for BCR during
2 HE 4, HE 5 and HE 6, as displayed in the following table.

HE 1	HE 2	HE 3	HE 4	HE 5	HE 6
DA Self Commitment		RT Self Commitment	RUC Commitment	IFM Commitment	

3

4 Unit 1's Bid costs and revenues in Day Ahead for HE 5 are as follows:

5 DA Start up cost = \$500

6 DA ML cost = \$1500

7 DA Energy Bid cost = \$25/MWh

8 DA total Bid costs = \$500 + \$1500 + (25 * 80) = \$4000

9 DA LMP = \$30, the DA Market Revenues = 80 * \$30 = -\$2400

10 Net revenues = \$1600 (shortfall)

11

12 Unit 1's Bid costs and revenues in Day Ahead for HE 6 are as follows:

13 DA Start up cost = \$500

14 DA ML cost = \$1500

15 DA Energy Bid cost = \$25/MWh

16 DA total Bid costs = \$500 + \$1500 + (25 * 80) = \$4000

17 DA LMP = \$60, the DA Market Revenues = 80 * \$60 = -\$4800

18 Net revenues = -\$800

19

20

1 Unit 1's Bid costs and revenues in RUC for HE 4 are as follows:

2 RUC Start up cost = 0 (since the RUC Commitment Period is contiguous
3 with the IFM Commitment Period, it includes the IFM Commitment
4 Period; the first rule of RUC Start Up eligibility sets the start up cost to \$0)

5 RUC ML cost = \$1500

6 RUC Availability Bid cost = \$20/MW

7 RUC total Bid costs = \$1500 + (30 * \$20) = \$2100

8 If RUC LMP = \$40/MW, the RUC Market Revenues = 30 * \$40 = -\$1200

9 Net revenues = \$900 (shortfall)

10

11 The sum of Unit 1's net revenues from IFM, RUC and HASP/RT during the
12 eligible BCR periods (HE 4, HE 5, HE 6) is: \$1600 - \$800 + \$900 = \$1700, which
13 represents a net shortfall. Therefore, Unit 1 is eligible for Bid Cost Recovery for
14 these hours.

15

16 **Example VIII.2- Allocation of Bid Cost Recover Charges Across Markets:**

17 For simplicity, in this example we assume identical Dispatch quantities and prices
18 in the 6 settlement intervals of each hour so that computations may be illustrated
19 on an hourly basis.

1 Assuming that in addition to Unit 1 (from Example VIII.1), there are three
 2 additional units participating in the market and that these units' revenues for IFM,
 3 RUC and RT⁴ for the Trading Day are as follows:

4 Table 1: Unit 1 Net Revenues
 5

Net Revenues	HE 1	HE 2	HE 3	HE 4	HE 5	HE 6
IFM					\$1600.0	-\$800
RUC				\$900		
RT						

6
 7 The total net revenues for Unit 1 is a shortfall of \$1700 and the unit is eligible for
 8 BCR.

9 Table 2: Unit 2 Net Revenues
 10

Net Revenues	HE 1	HE 2	HE 3	HE 4	HE 5	HE 6
IFM	-\$100.0	\$600.0	\$500.0	-\$100.0	\$200.0	\$400.0
RUC					-\$300.0	
RT	\$100.0					-\$100.0

11
 12 The total net revenues for Unit 2 is a shortfall of \$1200 and the unit is eligible
 13 for BCR.

14
 15
 16
 17

 4 In the Real-Time Market, the settlement intervals are on 10 minute basis. For simplicity, however, the real time results are shown as hourly in this example.

1
2

Table 3: Unit 3 Net Revenues

Net Revenues	HE 1	HE 2	HE 3	HE 4	HE 5	HE 6
IFM	\$400.0					
RUC	-\$600.0	\$300.0	\$200.0			\$100.0
RT		\$200.0	-\$100.0	-\$100.0	\$400.0	

3 The total net revenues for Unit 3 is a shortfall of \$800 and the unit is eligible for
4 BCR.

5
6
7

Table 4: Unit 4 Net Revenues

Net Revenues	HE 1	HE 2	HE 3	HE 4	HE 5	HE 6
IFM	\$200.0	-\$600.0		-\$100.0		
RUC	-\$600.0		\$200.0			\$300.0
RT		\$300.0	-\$100.0	\$200.0	\$100.0	

8
9 The total net revenues for Unit 4 is a surplus of \$100. Therefore Unit 4 is
10 ineligible for BCR.

11

12 The total net revenues of BCR eligible units (1, 2 and 3) for each market are
13 shown in Table 5.

14

Table 5: Total Net Revenues of Units 1,2,3

Net Revenues	HE 1	HE 2	HE 3	HE 4	HE 5	HE 6
IFM	\$300.0	\$600.0	\$500.0	-\$100.0	\$1,800.0	-\$400.0
RUC	-\$600.0	\$300.0	\$200.0	\$900.0	-\$300.0	\$100.0
RT	\$100.0	\$200.0	-\$100.0	-\$100.0	\$400.0	-\$100.0

15
16

1 The following rules are applied to determine the BCR uplift for each market.
 2 If the IFM, RUC, and RTM uplifts for a Settlement Interval are of different signs,
 3 negative uplift is used to reduce positive uplift (until zero) in the following
 4 priority sequence: a) Any positive IFM uplift is reduced first by negative RTM
 5 uplift and then by negative RUC uplift; b) Any positive RUC uplift is reduced
 6 first by negative RTM uplift and then by negative IFM uplift; and c) Any positive
 7 RTM uplift is reduced first by negative RUC uplift and then by negative IFM
 8 uplift. The results are shown in Table 6.

9 Table 6: Adjusted Net Revenues of Units 1,2,3

10

Net Revenues	HE 1	HE 2	HE 3	HE 4	HE 5	HE 6
IFM	\$0.0	\$600.0	\$400.0	\$0.0	\$1,500.0	-\$400.0
RUC	-\$200.0	\$300.0	\$200.0	\$700.0	\$0.0	\$0.0
RT	\$0.0	\$200.0	\$0.0	\$0.0	\$400.0	\$0.0

11
 12 To ensure that only uplift charges are allocated to Load, negative uplifts in each
 13 settlement interval for each market (IFM, RUC, or RTM) are set to \$0 and
 14 positive uplifts reduced accordingly. To accomplish this, the following
 15 computations are performed:

16 a) Adding (algebraically) all positive and negative uplifts computed
 17 across all settlement intervals and the three markets (IFM, RUC,
 18 and RTM) results in \$3700 as shown in Table 7. This is the total
 19 uplift paid to the suppliers eligible for Bid cost recovery.

1 b) Adding only the positive uplifts across all settlement intervals and
2 the three markets results in \$4300.

3 Table 7: Total Uplifts and Positive Uplifts

	Total Uplifts	Positive Uplifts
IFM	\$2,100.0	\$2,500.0
RUC	\$1,000.0	\$1,200.0
RT	\$600.0	\$600.0
Total	\$3,700.0	\$4,300.0

4

5 c) The ratio of total uplifts to positive uplifts is \$3700/\$4300 or 86%.

6 d) Each positive uplift is multiplied by 86% and each negative uplift is set to
7 zero.

8 This ensures that the sum of the positive uplifts allocated to the various settlement
9 intervals in the three markets (IFM, RUC and RTM) is exactly equal to the total
10 Bid cost recovery uplift paid to the generators. The results are shown in Table 8.

11 Table 8: Uplifts for each market for each settlement period

12

Uplifts	HE 1	HE 2	HE 3	HE 4	HE 5	HE 6
IFM	\$0.0	\$516.3	\$344.2	\$0.0	\$1,290.7	\$0.0
RUC	\$0.0	\$258.1	\$172.1	\$602.3	\$0.0	\$0.0
RT	\$0.0	\$172.1	\$0.0	\$0.0	\$344.2	\$0.0

13

14 The uplift costs computed in Table 8 are now allocated to SCs separately for each
15 market (IFM, RUC, and RTM) and for each settlement interval.

16

17

18

1 **Example VIII.3 - BCR Cost Allocation to Individual SCs:**

2 Assume there are only three SCs in Example VIII.2. This example illustrates how
3 the BCR amount computed for each market (IFM, RUC, and RTM) for each
4 Settlement Interval is allocated to the SCs. We will consider HE2 for illustration.

5

6 IFM BCR Allocation:

7 Assume that for HE2 the total IFM Scheduled Generation and AS Award is 500
8 MW. Consider the following data for the three SCs:

	IFM Demand less Self Scheduled Supply (MWh)	Measured Demand (MWh)
SC1	200	300
SC2	100	300
SC3	100	200
Total	400	800

9

10 Since the IFM BCR is \$516.3 for HE2, and the total IFM Demand less self
11 scheduled Supply (400) is less than the total IFM Scheduled Generation and AS
12 award (500), the Tier 1 rate is $\$516.3/\text{MAX}(500, 400) = \$1.03/\text{MWh}$.

13 However, this rate is not sufficient to recover all IFM BCR since $\$1.03 * 400 =$
14 $\$413$. The shortfall of $\$516.3 - \$413 = \$103.3$ is allocated to measured Demand.

15 The following Table summarizes the IFM BCR cost allocation for HE2.

	Tier 1 MWh	Tier 2 MWh	Tier 1 Amount (\$)	Tier 2 Amount (\$)	Total (\$)
SC1	200	300	\$206.5	\$38.7	\$245.2
SC2	100	300	\$103.3	\$38.7	\$142.0
SC3	100	200	\$103.2	\$25.9	\$129.1
Total	400	800	\$413.0	\$103.3	\$516.3

1

2

RUC BCR Allocation:

3

Assume that for HE2 the total RUC Award is 500 MW. Consider the following

4

data for the three SCs:

	IFM Load Schedule (MWh)	Measured Demand (MWh)	Real-time Exports (MWh)	Load Deviation (MWh)
SC1	150	300	50	$(300 - 50) - 150 = 100$
SC2	80	300	20	$(300 - 20) - 80 = 200$
SC3	70	200	30	$(200 - 30) - 70 = 100$
Total	300	800	100	400

5

6

Since the RUC BCR is \$258.1 for HE2, and the total Load Deviation (400) is less

7

than the total RUC award (500), the Tier 1 rate is $\$258.1 / \text{MAX}(500, 400) =$

8

$\$0.52/\text{MWh}$. However, this rate is not sufficient to recover all RUC BCR since

9

$\$0.52 * 400 = \206.5 . The shortfall of $\$258.1 - \$206.5 = \$51.6$ is allocated to

10

Measured Demand. The following Table summarizes the IFM BCR cost

11

allocation for HE2.

12

	Tier 1 MWh	Tier 2 MWh	Tier 1 Amount (\$)	Tier 2 Amount (\$)	Total (\$)
SC1	100	300	\$51.6	\$19.4	\$71.0
SC2	200	300	\$103.3	\$19.4	\$122.7
SC3	100	200	\$51.6	\$12.8	\$64.4
Total	400	800	\$206.5	\$51.6	\$258.1

1

2

RTM BCR Allocation:

3

The RTM BCR is allocated to Measured Demand. With the above Measured

4

Demand data, the RTM BCR of \$172.1 for HE2 is allocated among the three SCs

5

in proportion to their Measured Demand as follows:

	Measured Demand	RTM BCR Charge Amount (\$)
SC1	300	\$64.5
SC2	300	\$64.5
SC3	200	\$43.1
Total	800	\$172.1

6

7

IX. CONCLUSION

8

Q. Does this conclude your testimony?

9

A. Yes.

ATTACHMENT C

(Revised Cover Page to Exhibit ISO-5)

DOCKET NO. ER06-____-000

EXHIBIT NO. ISO-5

**UNITED STATES OF AMERICA
BEFORE THE
FEDERAL ENERGY REGULATORY COMMISSION**

**California Independent System Operator)
Corporation)**

Docket No. ER06-____-000

**PREPARED DIRECT TESTIMONY
OF
MARK ROTHLEDER**

CERTIFICATE OF SERVICE

I hereby certify that I have this 3rd day of March 2006 caused to be served a copy of the forgoing document upon all parties listed on the official service list compiled by the Secretary of the Federal Energy Regulatory Commission in this proceeding.

/s/ Roger E. Smith
Roger E. Smith