

Release Notes

OASIS Fall 2015 Application Release 6.8.0

Version 1.1
September 30, 2015

Template Version No:	1.0
Template Version Date:	08/09/2011
Effective Date:	08/09/2011

Release Notes

REVISION HISTORY

VERSION NO.	DATE	DESCRIPTION
1.0	09/17/2015	Initial version
1.1	09/30/2015	Updates include: <ul style="list-style-type: none"> • Added the API Use Policy as part of the Fall 2015 release on page 12 • Corrected “MSL/ISL” notation on page 8

Template Version No:	1.0
Template Version Date:	08/09/2011
Effective Date:	08/09/2011

Release Notes

Release Identification

Application/System Name	OASIS - Open Access Same-time Information System
Version Identifier	6.8.0
Production Release	Fall 2015 Release
Projects	Energy imbalance market year 1 enhancements Nevada EIM Internet Explorer 11 Migration

Enhancements/Modifications Included

[Graphical User-Interface \(GUI\) Application](#)

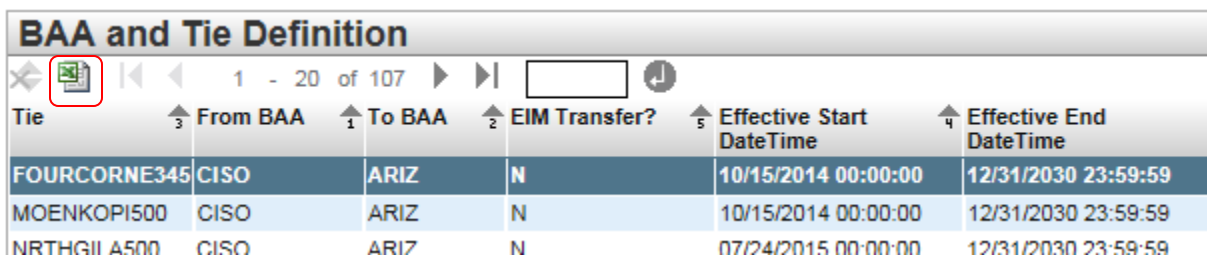
General user-interface

Internet Explorer 11 Migration

The entire graphical user interface application will be compatible with the Microsoft Internet Explorer version 11 browser. The new application version will have some aesthetic (color or look-and-feel) changes on the report titles, grid column headers, filters, drop-downs, etc. All of the existing report functionality should remain the same.

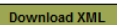
Availability of the “Export” functionality on the new fall 2015 reports

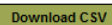
The report “export” functionality will be available on all of the new reports deployed under the fall 2015 release, plus the existing Atlas/Price Correction Messages reports only. This will enable report data output to be downloaded into a file format.



Tie	From BAA	To BAA	EIM Transfer?	Effective Start DateTime	Effective End DateTime
FOURCORNE345	CISO	ARIZ	N	10/15/2014 00:00:00	12/31/2030 23:59:59
MOENKOPI500	CISO	ARIZ	N	10/15/2014 00:00:00	12/31/2030 23:59:59
NRTHGII A500	CISO	ARI7	N	07/24/2015 00:00:00	12/31/2030 23:59:59

Once the API capability is available for these fall 2015 reports, the “export” will be replaced with the

 Download XML

 Download CSV

options .

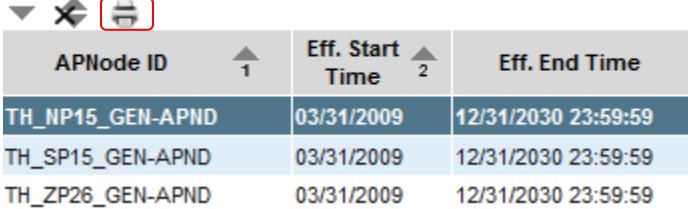
The report “export” functionality will not be available on other existing OASIS reports since these reports currently have the “Download to XML or CSV” options on the user-interface screen.

Release Notes

Elimination of the “Print”  functionality from all existing user-interface reports

The “print” functionality will be removed from all existing reports. Users may opt to save the report output data file using the download to xml/csv or export functionality; and utilize the user’s local machine capability to print the downloaded report file instead.

Trading Hub Listing

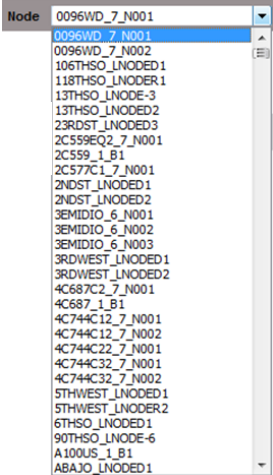
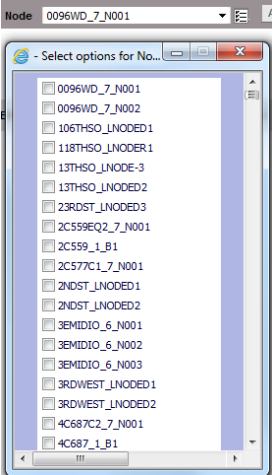


APNode ID ¹	Eff. Start Time ²	Eff. End Time
TH_HP15_GEN-APND	03/31/2009	12/31/2030 23:59:59
TH_SP15_GEN-APND	03/31/2009	12/31/2030 23:59:59
TH_ZP26_GEN-APND	03/31/2009	12/31/2030 23:59:59

New List Builder Multi-Select for Report Filters

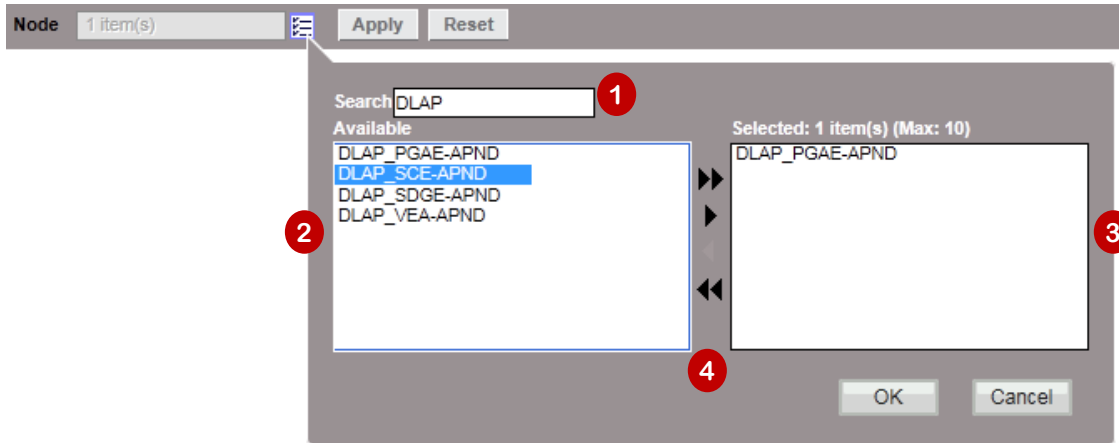
Reports with query filters that contain a long list of values will be enhanced, from having a drop-down and check list box to a new list builder multi-select function. This is composed of a search field and dual list boxes.

Example on the Location Marginal Prices (LMP) report, under the “Node” report filter, based on the existing functionality, a user may choose:

A single value from the “drop-down” list-	Or multiple values from the “check-box” list-
	

Release Notes


This will change to a new “*filter builder multi-select*” option, where a user may define a list of items to choose from:



Legend	Description												
<p>1 Search Filter</p>	<p>The list builder enables the user to define a list of items to choose from, by specifying any search string character(s).</p> <table border="1" style="width: 100%; border-collapse: collapse;"> <thead> <tr> <th style="text-align: center;">Search examples-</th> <th style="text-align: center;">Will return a list with items “containing”-</th> <th style="text-align: center;">Displays -</th> </tr> </thead> <tbody> <tr> <td style="text-align: center;">%</td> <td style="text-align: center;">Any alphanumeric character</td> <td> 0096WD_7_N001 0096WD_7_N002 106THSO_LNODED1 10THST_LNODED5 10THST_LNODED8 118THSO_LNODER1 119TH_ST_LNODEF1 12TH_S_LNODED1 13THSO_LNODE-3 13THSO_LNODED2 so on... </td> </tr> <tr> <td style="text-align: center;">DLAP</td> <td style="text-align: center;">The “DLAP” string</td> <td> DLAP_PGAE-APND DLAP_SCE-APND DLAP_SDGE-APND DLAP_VEA-APND </td> </tr> <tr> <td style="text-align: center;">HUB</td> <td style="text-align: center;">The “HUB*” string</td> <td> HUBER_LNODER1 HUBER_LNODER2 WINDHUB_2_B1 WINDHUB_2_N032 </td> </tr> </tbody> </table>	Search examples-	Will return a list with items “containing”-	Displays -	%	Any alphanumeric character	0096WD_7_N001 0096WD_7_N002 106THSO_LNODED1 10THST_LNODED5 10THST_LNODED8 118THSO_LNODER1 119TH_ST_LNODEF1 12TH_S_LNODED1 13THSO_LNODE-3 13THSO_LNODED2 so on...	DLAP	The “DLAP” string	DLAP_PGAE-APND DLAP_SCE-APND DLAP_SDGE-APND DLAP_VEA-APND	HUB	The “HUB*” string	HUBER_LNODER1 HUBER_LNODER2 WINDHUB_2_B1 WINDHUB_2_N032
Search examples-	Will return a list with items “containing”-	Displays -											
%	Any alphanumeric character	0096WD_7_N001 0096WD_7_N002 106THSO_LNODED1 10THST_LNODED5 10THST_LNODED8 118THSO_LNODER1 119TH_ST_LNODEF1 12TH_S_LNODED1 13THSO_LNODE-3 13THSO_LNODED2 so on...											
DLAP	The “DLAP” string	DLAP_PGAE-APND DLAP_SCE-APND DLAP_SDGE-APND DLAP_VEA-APND											
HUB	The “HUB*” string	HUBER_LNODER1 HUBER_LNODER2 WINDHUB_2_B1 WINDHUB_2_N032											
<p>2 Available</p>	<p>This contains the list of available items to choose from based on the search filter criteria. A maximum of up to 1,000 values can be displayed in the Available list based on the search criteria match.</p>												
<p>3 Selected</p>	<p>This contains the list of chosen items. A maximum of up to 10 values can be chosen for the report filter.</p>												

Template Version No:	1.0
Template Version Date:	08/09/2011
Effective Date:	08/09/2011

Release Notes

 4 Transfer Buttons	Item(s) can be transferred between the Available/Selected lists by pressing any of these buttons:	
	▶▶	All of the items (or the topmost 10) are moved from the available list to the selected list.
	▶	Selected item(s) are moved from the available list to the selected list.
	◀◀	All of the items are moved from the selected list to the available list.
	◀	Selected item(s) are moved from the selected list to the available list.
Additionally, double-clicking on an item allows it to move it to the opposite list.		

The new list builder multi-select function will be applied on the following reports:

Category	Report	Filter
Prices	HASP Locational Marginal Prices (LMP)	Node
	Interval Locational Marginal Prices (LMP)	
	Interval Scheduling Point/Tie Combination Locational Marginal Prices (LMP)	
	Locational Marginal Prices (LMP)	
	Scheduling Point/Tie Combination Locational Marginal Prices (LMP)	
	FMM Locational Marginal Prices (LMP)	
	FMM Scheduling Point/Tie Combination Locational Marginal Prices (LMP)	
	MPM DA Locational Marginal Prices (LMP)	
	Reference Prices	P/ANode ID
	Nomogram/Branch Shadow Prices	Nomogram/Branch ID
	Interval Nomogram/Branch Shadow Prices	
	Intertie Constraint Shadow Prices	TI/IC Name
	Interval Intertie Constraint Shadow Prices	
Atlas	PNode Listing	PNode
	Market Resource Listing	Resource
Energy	Convergence Bidding Nodal MW Limits	Node ID
	Net Cleared Convergence Bidding Awards	P/AP Node ID

Report Category: Atlas Reference

Report: Scheduling Point Definition

A new report that lists all of the scheduling points and its balancing authority area, also includes a designation if the scheduling point is a location where market intertie bids can be submitted onto.

Report: BAA and Tie Definition

A new report that lists all of the ties and the balancing authority areas it is connected from/to; also includes a designation if Energy Imbalance Market (EIM) occurs on the tie.

Report: Scheduling Point and Tie Definition

A new report that lists all of the scheduling points associated with the tie.

	Template Version No:	1.0
	Template Version Date:	08/09/2011
Release Notes	Effective Date:	08/09/2011

Report: Intertie Constraint and Scheduling Point Mapping

A new report that lists all of the intertie constraints associated with the scheduling points.

Report: Intertie Scheduling Limit and Tie Mapping

A new report that lists all of the intertie scheduling limits associated with the tie.

Data for all of the Atlas Reference reports above will be available upon OASIS application fall 2015 deployment.

Report Category: Energy

Report: EIM Transfer Limits By Tie

A new report that provides the Energy Imbalance Market (EIM) effective energy transfer limit mw of the energy transfer across the tie, resulting from the real-time market runs (FMM/RTPD and RTD). Data for this report will be existent upon fall 2015 EIM Year 1 activation.

Report: EIM Transfer By Tie

A new report that provides the Energy Imbalance Market (EIM) transfer mw across the tie, resulting from the real-time market runs (FMM/RTPD and RTD). Data for this report will be existent upon fall 2015 EIM Year 1 activation.

Report: Wind and Solar Summary

A new report that provides the hourly aggregated day-ahead market schedules, hourly day-ahead aggregated forecasts, and hourly average real-time market schedules for all the variable energy resources (VER); plus hourly net virtual (total virtual supply minus total virtual demand awards). This report will be existent upon OASIS application fall 2015 deployment.

Report: System Load and Resource Schedules

This existing report will be modified where scheduled mw's from dynamic imports will be counted as IMPORTs, instead of GENERATION schedules. This will be effective upon fall release 2015 EIM Year 1 activation.

Report: EIM Transfer Limits

Starting with the fall 2015 EIM year 1 activation, this report will no longer be populated with the high and low limits per BAA group. EIM transfer limits information will be available on the Tie level, via the new report "*EIM Transfer Limits by Tie*".

Template Version No:	1.0
Template Version Date:	08/09/2011
Effective Date:	08/09/2011

Release Notes

Report Category: Transmission

Reports: Current Transmission Usage, Transmission Interface Usage, Market Available Transmission Capacity

Related to the fall 2014 release full network model expansion, market scheduling limits (MSL) are no longer applicable, thus data values under the “**Transmission Interface ID**” report column and its respective xml/csv file and API downloads will appear as follows:

For-	Output-	For trading days under market-			
		DA	Up to EIM Year1 activation plus one day	DA	On/After EIM Year1 activation plus two days
		RT	Before EIM Year1 activation	RT	On/After EIM Year1 activation
MSL Market Scheduling Limit	UI display: [Transmission Interface ID]	*MSL / *ITC		*ITC / *ITC	
	csv output: [TI_ID, TI_CONSTRAINT_ID]				
	xml output: [SOURCE, RESOURCE_NAME]				
	<i>EXAMPLE</i>				
ISL Intertie Scheduling Limit	UI display: [Transmission Interface ID]	MSL / ISL		ISL / ISL	
	csv output: [TI_ID, TI_CONSTRAINT_ID]				
	xml output: [SOURCE, RESOURCE_NAME]				
	<i>EXAMPLE</i>				
NOB, GONDI, and IPPCADLN BG's Branch Group	UI display: [Transmission Interface ID]	*BG / *ITC		*ITC / *ITC	
	csv output: [TI_ID, TI_CONSTRAINT_ID]				
	xml output: [SOURCE, RESOURCE_NAME]				
	Only applies to these three interfaces				
Other BG's Branch Group	UI display: [Transmission Interface ID]	*BG / *ITC		*BG / *ITC	
	csv output: [TI_ID, TI_CONSTRAINT_ID]				
	xml output: [SOURCE, RESOURCE_NAME]				
	<i>EXAMPLE</i> <i>These set of BGs remain the same</i>				
		NOB_BG / NOB_ITC GONDIPPDC_BG / GONDIPPDC_ITC IPPCADLN_BG / IPPCADLN_ITC	NOB_ITC / NOB_ITC GONDIPPDC_ITC / GONDIPPDC_ITC IPPCADLN_ITC / IPPCADLN_ITC		
		<i>BLYTHE_BG / BLYTHE_ITC</i>	<i>BLYTHE_BG / BLYTHE_ITC</i>		

Template Version No:	1.0
Template Version Date:	08/09/2011
Effective Date:	08/09/2011

Release Notes

Report: Transmission Outages

Related to the fall 2014 release full network model expansion, market scheduling limits (MSL) are no longer applicable, thus data values under the “**Transmission Interface ID**” report column and its respective xml/csv file and API downloads will appear as follows:

For-	Output-	For data “prior” to the EIM Year 1 activation-	For data “on/after” EIM Year 1 activation-
MSL Market Scheduling Limit	UI display: [Transmission Interface ID]	*MSL	*ITC
	csv output: [TI_ID]		
	xml output: [RESOURCE_NAME]		
	<i>EXAMPLE</i>	<i>ADLANTOSP_MSL</i>	<i>ADLANTO-SP_ITC</i>
ISL Intertie Scheduling Limit	UI display: [Transmission Interface ID]	MSL	ISL
	csv output: [TI_ID]		
	xml output: [RESOURCE_NAME]		
	<i>EXAMPLE</i>	<i>PACL_MSL</i>	<i>MALIN500</i>
NOB, GONDI, and IPPCADLN BG's Branch Group	UI display: [Transmission Interface ID]	*BG	*ITC
	csv output: [TI_ID]	*BG	*ITC
	xml output: [RESOURCE_NAME]	*BG	*ITC
	<i>Only applies to these three interfaces</i>	NOB_BG GONDIPPDC_BG IPPCADLN_BG	NOB_ITC GONDIPPDC_ITC IPPCADLN_ITC
Other BG's Branch Group	UI display: [Transmission Interface ID]	*BG	*BG
	csv output: [TI_ID]	*BG	*BG
	xml output: [RESOURCE_NAME]	*BG	*BG
	<i>EXAMPLE</i> <i>These set of BGs remain the same</i>	<i>BLYTHE_BG</i>	<i>BLYTHE_BG</i>

The transmission identifier data value changes will be effective starting on the fall 2015 EIM year 1 enhancement activation date, where the reports will no longer display MSL-named interfaces under the transmission identifier data element going forward.

Any MSL-related active outages that fall within the EIM year 1 enhancement activation date will be end-dated and converted over to the ITC transmission identifier data value.

Template Version No:	1.0
Template Version Date:	08/09/2011
Effective Date:	08/09/2011

Release Notes

For example, an existing active outage:

Transmission Interface ID	TI Direction	Starting Hour	Ending Hour	Curtailed Line Rating (MW)	Update Date	Outage Equipment Description	Outage Notes
ADLANTOSP_MSL	Import	02/21/2015 14	0/13/2016 24	99.00	05/22/2015 14:57:19	123456 Inserted--	Mead-Victorville 1 287kV Line out of service

Will be converted over as follows, end-dating the 'MSL' and creating a new record for its respective 'ITC':

Transmission Interface ID	TI Direction	Starting Hour	Ending Hour	Curtailed Line Rating (MW)	Update Date	Outage Equipment Description	Outage Notes
ADLANTOSP_MSL	Import	02/21/2015 14	10/26/2015 24	99.00	09/02/2015 10:44:35	123456 Updated--	Mead-Victorville 1 287kV Line out of service
ADLANTO-SP_ITC	Import	10/27/2015 01	0/13/2016 24	99.00	09/02/2015 10:59:06	789114 Inserted--	Mead-Victorville 1 287kV Line out of service

This example below is based on an EIM Year 1 activation date "10/27/2015" for illustration purposes only.

Template Version No:	1.0
Template Version Date:	08/09/2011
Effective Date:	08/09/2011

Release Notes

Report Category: Energy, Prices

The following existing reports will have additional data points related to the Nevada EIM participation activation:

Category	Report	Addition of-
Energy	CAISO Demand Forecast	TAC Area "NEVP" on all markets
	EIM Transfer	Results for the Nevada BAA
	EIM BAA Base NSI	Results for the Nevada BAA
	EIM BAA Dynamic NSI	Results for the Nevada BAA
Prices	ALL LMP*-related reports	Nodal prices for the Nevada EIM apnode and pnodes
	Fuel Prices	Gas prices for the Nevada fuel regions
	Flexible Ramping Constraint Results	Flexible ramping results related to the Nevada BAA groups

	Template Version No:	1.0
	Template Version Date:	08/09/2011
Release Notes	Effective Date:	08/09/2011

Application Programming Interface (API)

There are no changes to existing APIs and xsd artifacts under the fall 2015 release; likewise no APIs to be decommissioned. To note, there are no equivalent APIs to be made available under the fall 2015 release with the new user-interface reports enumerated in the section above.

The enforcement of Acceptable Use Policy to limit one call per service per IP address every five seconds will be in effect upon OASIS fall release deployment; this applies to all of the OASIS APIs.