

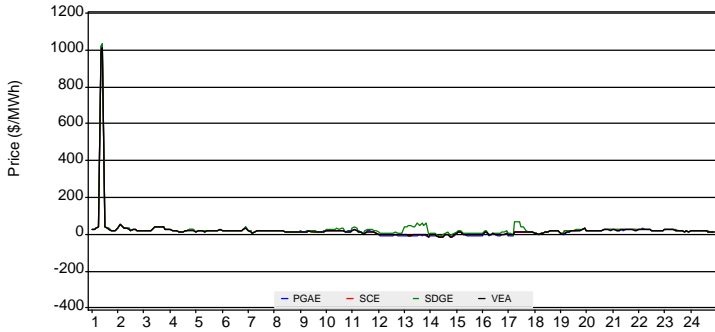
The information contained in this report is preliminary, subject to change without notice. No inference, decision, or conclusion should be made based on the information in this report or any series of these reports. Any questions regarding this report should be directed to CAISO MQR.

Real-Time Daily Market Watch

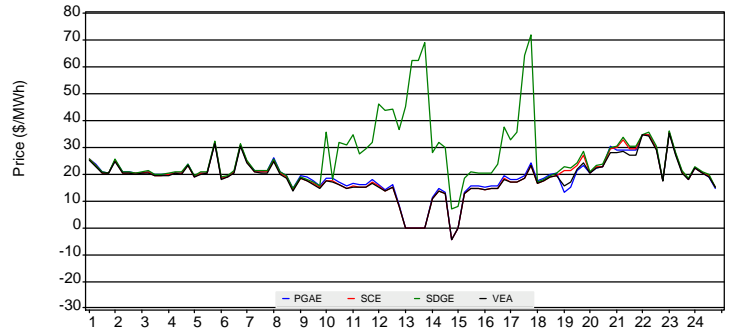
For Operating Day of Wednesday, May 30, 2018

(Note: An explanation of all metrics is available in the Real-Time Daily Market Watch Metric Catalog at <http://www.caiso.com/2426/2426bf61d950.html>)

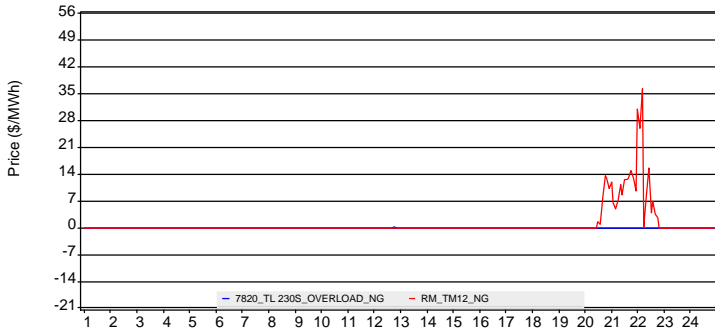
RTD Default LAP LMPs



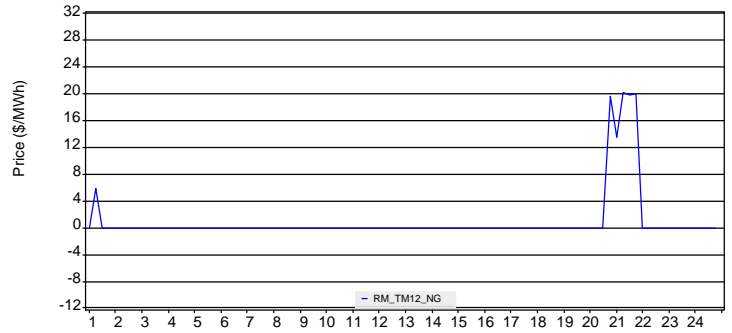
FMM Default LAP LMPs



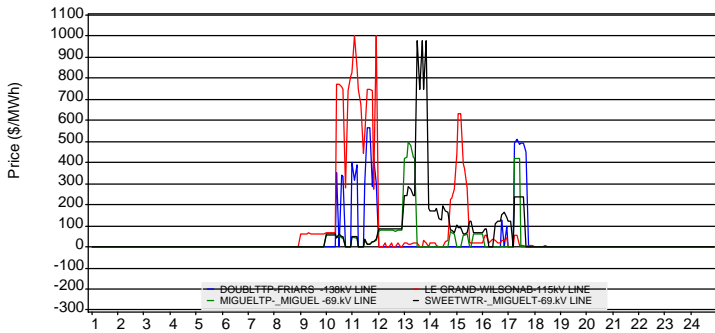
Selected RTD Nomogram Shadow Prices



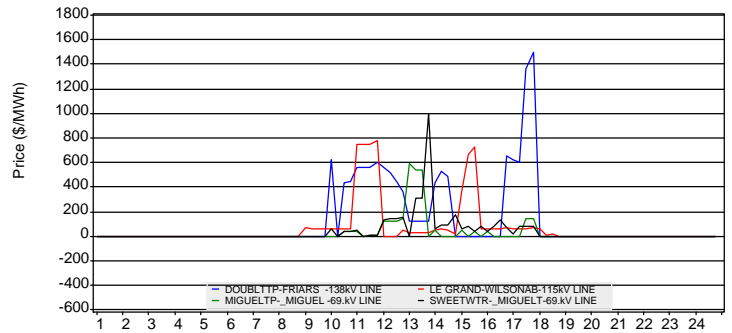
Selected FMM Nomogram Shadow Prices



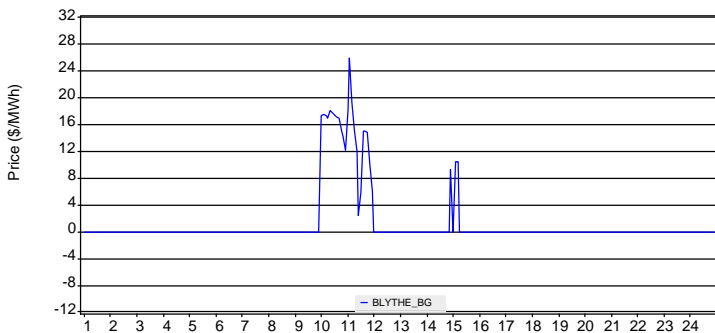
Selected RTD Transmission Line and Transformer Shadow Prices



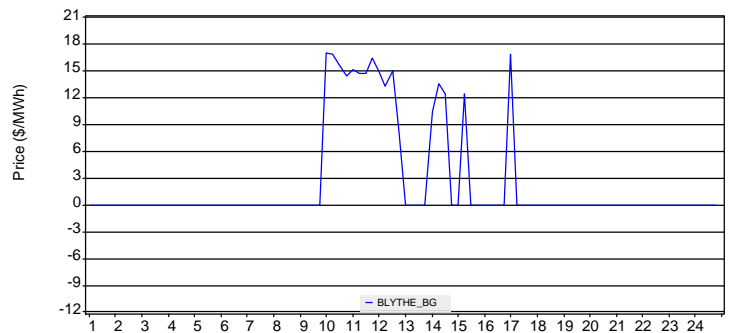
Selected FMM Transmission Line and Transformer Shadow Prices



Selected RTD Transmission Corridor Shadow Prices



Selected FMM Transmission Corridor Shadow Prices



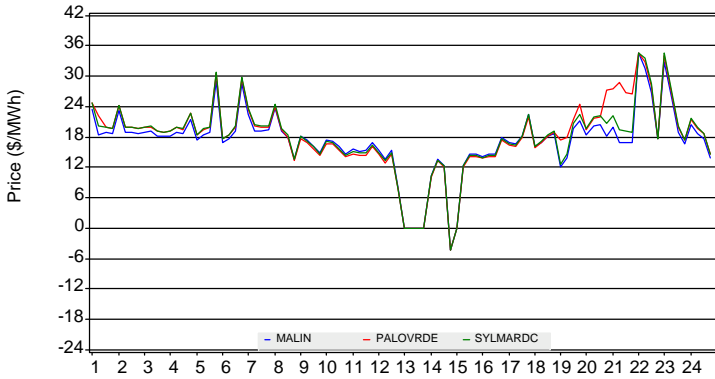
The information contained in this report is preliminary, subject to change without notice. No inference, decision, or conclusion should be made based on the information in this report or any series of these reports. Any questions regarding this report should be directed to CAISO MQR.

Real-Time Daily Market Watch

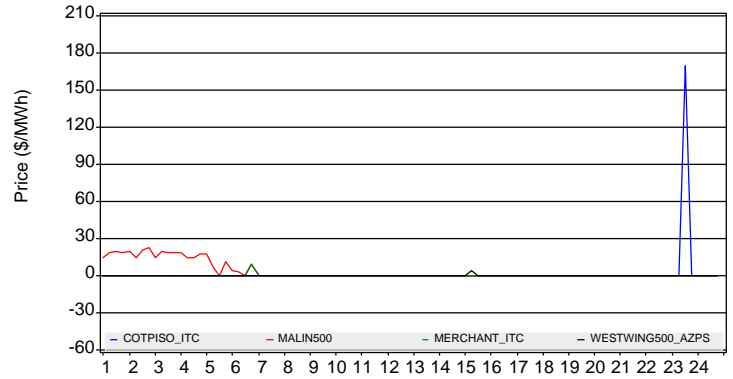
For Operating Day of Wednesday, May 30, 2018

(Note: An explanation of all metrics is available in the Real-Time Daily Market Watch Metric Catalog at <http://www.caiso.com/2426/2426bf61d950.html>)

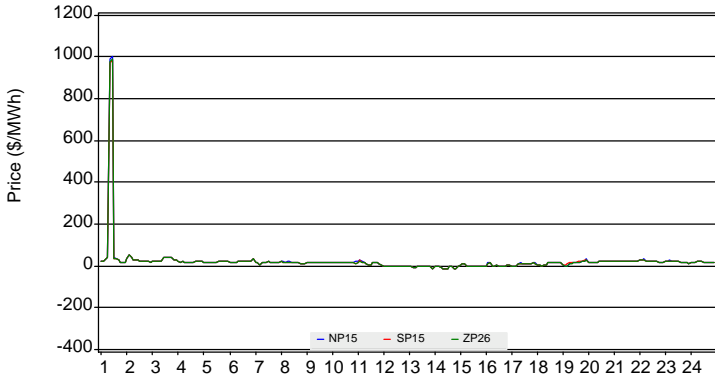
FMM Tie LMPs



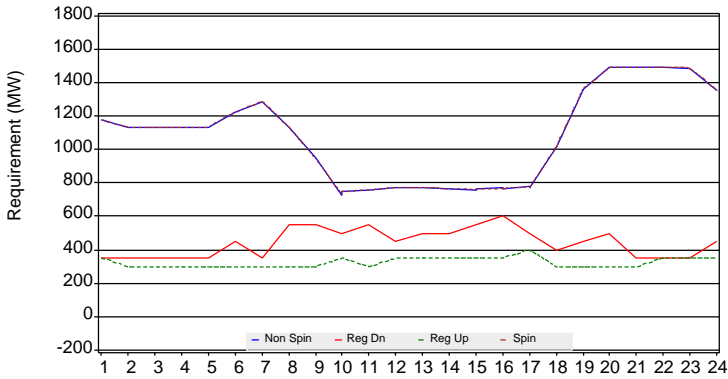
FMM Selected Tie point Shadow Prices



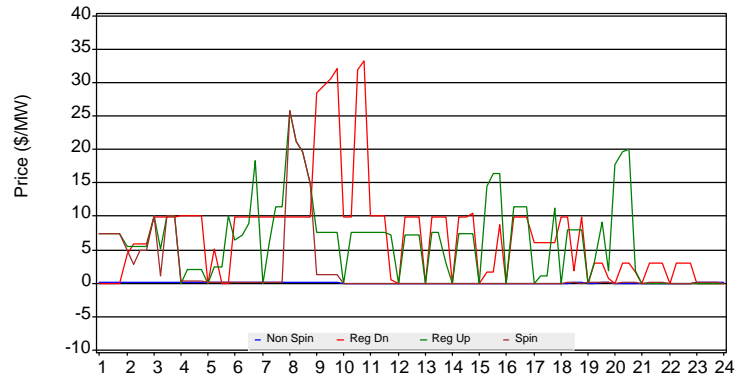
RTD Trading Hub LMPs



A/S Requirements



Average A/S Price



LMP Statistics for On and Off-Peak Hours (\$/MWh)

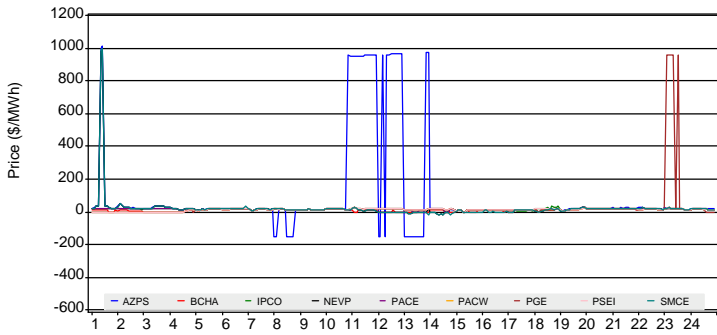
	NP15			SP15			ZP26			PGAE			SCE			SDGE			VEA		
	Max	Mean	Min	Max	Mean	Min	Max	Mean	Min	Max	Mean	Min	Max	Mean	Min	Max	Mean	Min	Max	Mean	Min
OFF	1000	42.81	10.50	983.8	42.44	10.48	989.5	42.53	10.49	1034	44.26	10.87	1015	43.74	10.89	1032	44.58	11.14	1011	43.48	10.78
ON	31.65	10.25	-17.0	31.40	10.19	-15.9	31.26	9.90	-15.7	32.80	10.59	-17.4	32.62	10.73	-16.5	71.17	18.78	-8.03	32.34	10.24	-16.5

The information contained in this report is preliminary, subject to change without notice. No inference, decision, or conclusion should be made based on the information in this report or any series of these reports. Any questions regarding this report should be directed to CAISO MQR.

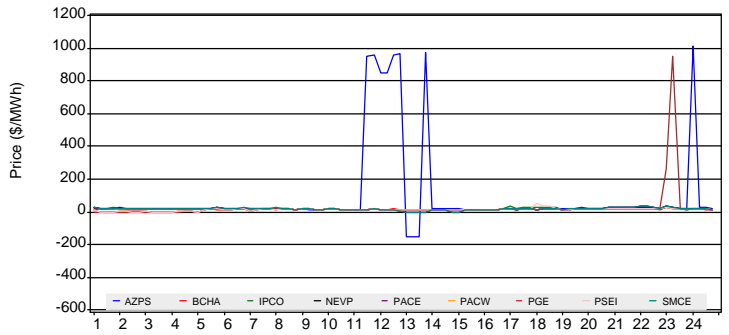
Real-Time Daily Market Watch

For Operating Day of Wednesday, May 30, 2018

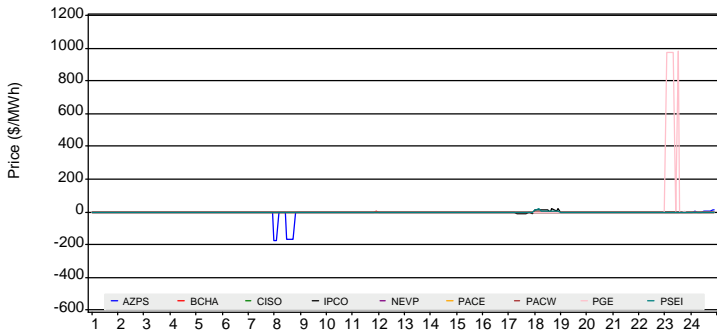
RTD ELAP LMPs and System Energy Prices



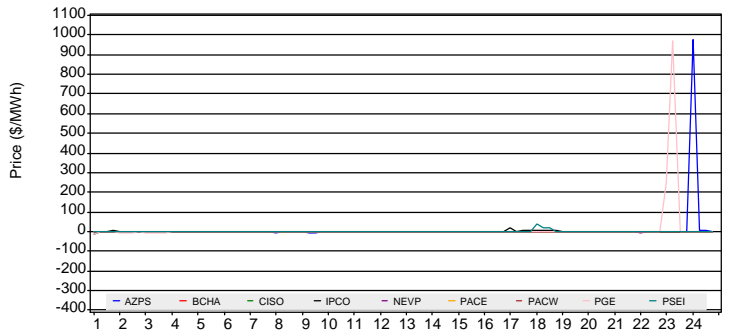
FMM ELAP LMPs and System Energy Prices



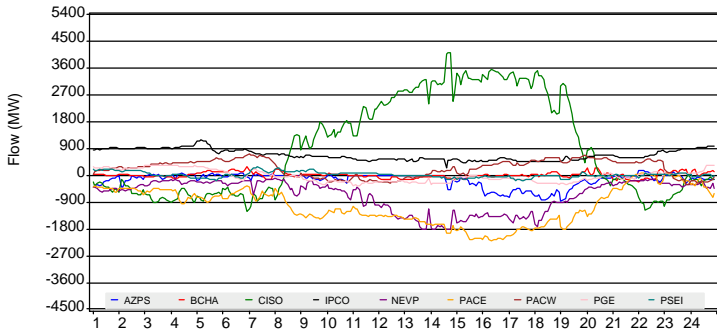
RTD EIM Transfer Limit Shadow Price



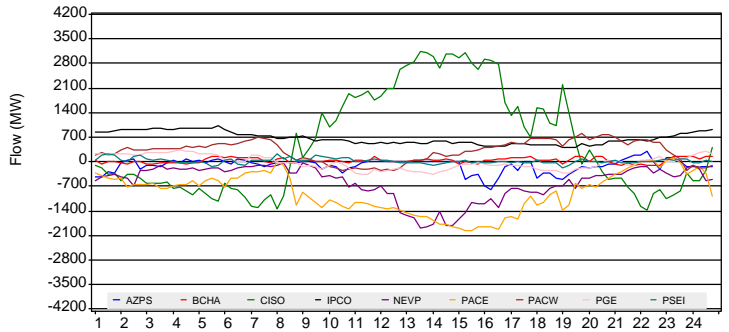
FMM EIM Transfer Limit Shadow Price



RTD EIM Transfer Flow



FMM EIM Transfer Flow



LMP Statistics for On and Off-Peak Hours (\$/MWh)

	PACE			PACW			NEVP			AZPS			PSEI		
	Max	Mean	Min	Max	Mean	Min	Max	Mean	Min	Max	Mean	Min	Max	Mean	Min
OFF	23.81	19.08	10.12	24.61	8.68	-5.66	989.92	42.44	10.56	1009.92	43.80	10.76	24.54	8.67	-5.66
ON	30.46	15.84	-2.19	30.33	15.91	0.00	31.61	12.05	-16.55	970.24	122.64	-153.90	30.15	16.30	0.00

	PGE			BCHA			IPCO		
	Max	Mean	Min	Max	Mean	Min	Max	Mean	Min
OFF	960.42	56.23	-5.66	24.76	11.61	-2.93	24.05	18.76	10.02
ON	30.23	15.85	0.00	30.18	11.61	-3.21	36.68	16.06	-2.20