

Wind and Solar Curtailment April 30, 2019

This report is produced daily to provide a detailed accounting of the wind and solar renewable generation that was curtailed and the reasons why¹. This report should be read in the context of the Renewables Watch report for a more complete understanding of both renewable curtailment and generation².

Wind and solar curtailments are grouped into the following categories:

1. Economic - Local: Market dispatch of generators with economic bids to mitigate local congestion³.
2. Economic - System: Market dispatch of generators with economic bids to mitigate system-wide oversupply⁴.
3. SelfSchCut - Local: Market dispatch of self-schedules to mitigate local congestion.
4. SelfSchCut - System: Market dispatch of self-schedules to mitigate system-wide oversupply.
5. ExDispatch - Local: Exceptional dispatch to mitigate local congestion.
6. ExDispatch - System: Exceptional dispatch to mitigate system-wide oversupply.

Note: Amounts smaller than 1 MW are filtered out for simplicity. Such small curtailments are occasionally observed when forecasts are lower than Pmin when market will de-commit the unit and send the 0 MW dispatch.

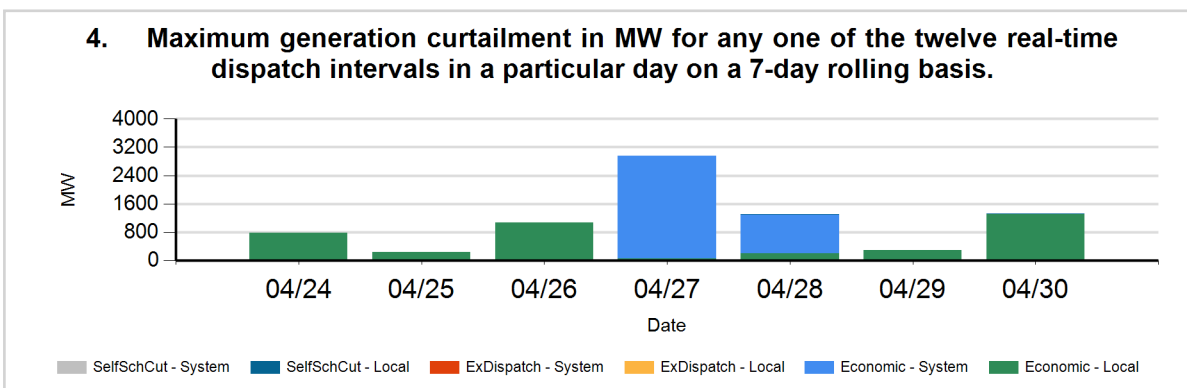
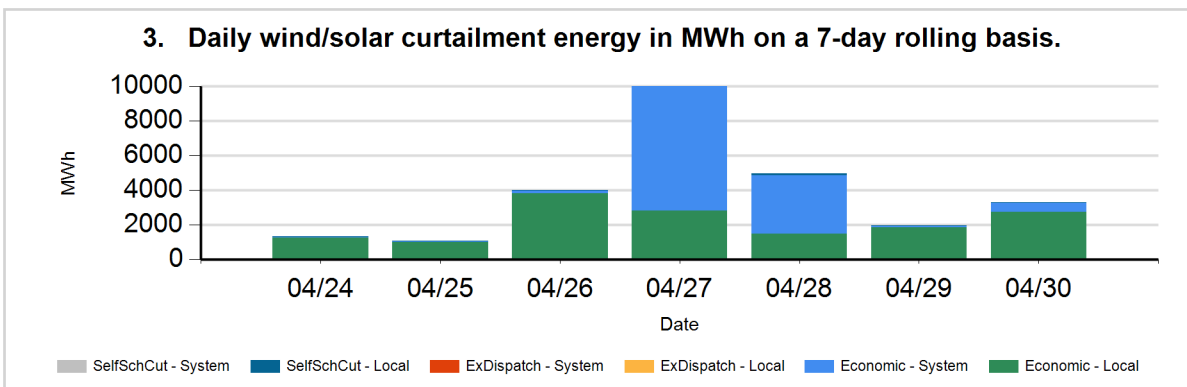
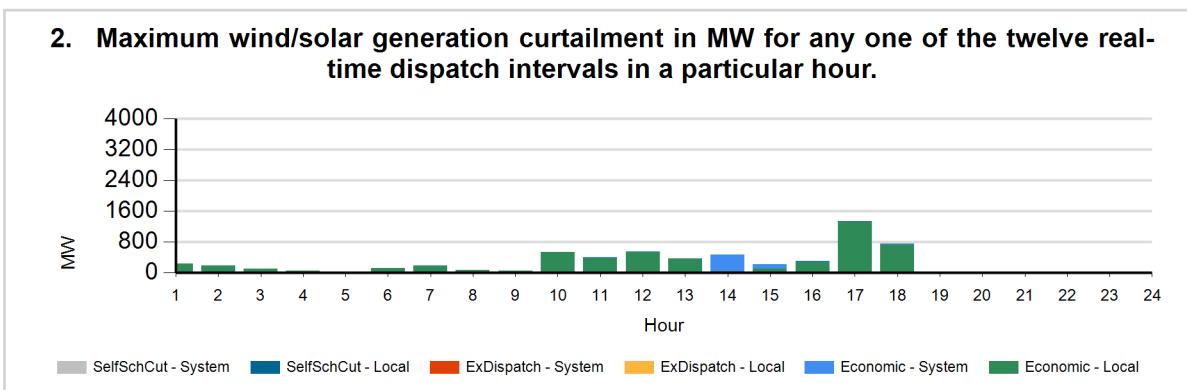
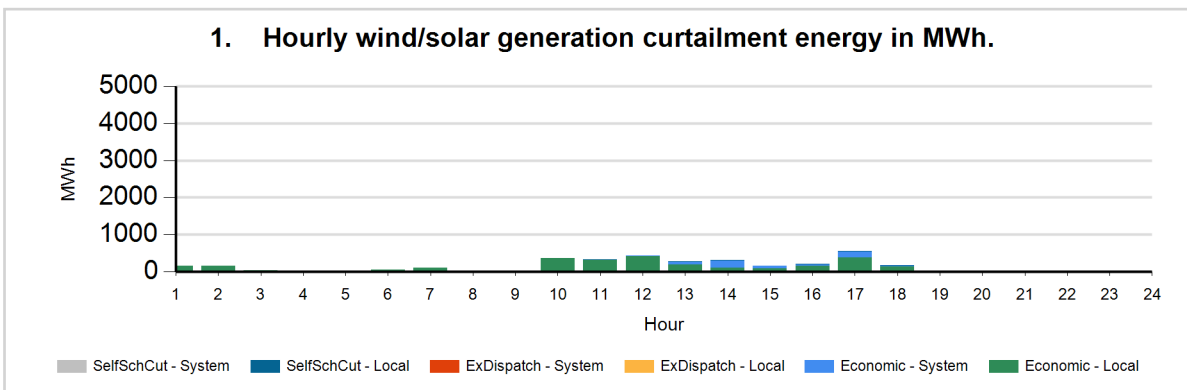
¹Only wind and solar resources can be reported in this manner because these resources have a forecast. Curtailment is defined as the difference between actual production and the forecast when actual production is less than the forecast.

²The Renewables Watch report provides daily actual renewable production within the ISO grid. It is available at: <http://www.caiso.com/green/renewableswatch.html>.

³Congestion occurs when available, least-cost energy cannot be delivered to some loads because transmission facilities do not have sufficient capacity to deliver the energy.

⁴For more information on oversupply conditions, please see: https://www.caiso.com/Documents/FlexibleResourcesHelpRenewables_FastFacts.pdf

The following charts show the daily and 7-day rolling wind and solar curtailment by category, if any.



Data used to produce hourly charts

DATE	HOUR	CURT TYPE	REASON	FUEL TYPE	CURTAILED MWH	CURTAILED MW
04/30	1	Economic	Local	WIND	152	233
04/30	2	Economic	Local	WIND	149	175
04/30	3	Economic	Local	WIND	39	90
04/30	4	Economic	Local	WIND	16	46
04/30	6	Economic	Local	WIND	45	117
04/30	7	Economic	Local	WIND	105	176
04/30	7	Economic	System	WIND	0	
04/30	8	Economic	Local	SOLR	1	
04/30	8	Economic	Local	WIND	13	62
04/30	9	Economic	Local	SOLR	18	41
04/30	9	Economic	System	SOLR	0	
04/30	10	Economic	Local	SOLR	348	488
04/30	10	Economic	Local	WIND	19	42
04/30	10	Economic	System	SOLR	0	
04/30	11	Economic	Local	SOLR	321	397
04/30	11	Economic	Local	WIND	2	2
04/30	11	Economic	System	SOLR	3	7
04/30	11	SelfSchCut	Local	SOLR	1	
04/30	12	Economic	Local	SOLR	394	536
04/30	12	Economic	Local	WIND	14	6
04/30	12	Economic	System	SOLR	19	15
04/30	12	Economic	System	WIND	2	
04/30	13	Economic	Local	SOLR	197	371
04/30	13	Economic	System	SOLR	55	
04/30	13	Economic	System	WIND	15	
04/30	13	SelfSchCut	Local	SOLR	2	
04/30	14	Economic	Local	SOLR	106	33
04/30	14	Economic	Local	WIND	2	
04/30	14	Economic	System	SOLR	167	400

04/30	14	Economic	System	WIND	28	38
04/30	14	SelfSchCut	Local	SOLR	1	
04/30	15	Economic	Local	SOLR	91	93
04/30	15	Economic	Local	WIND	1	2
04/30	15	Economic	System	SOLR	50	93
04/30	15	Economic	System	WIND	14	29
04/30	16	Economic	Local	SOLR	161	273
04/30	16	Economic	System	SOLR	26	14
04/30	16	SelfSchCut	Local	SOLR	11	12
04/30	17	Economic	Local	SOLR	374	1294
04/30	17	Economic	Local	WIND	6	26
04/30	17	Economic	System	SOLR	150	
04/30	17	Economic	System	WIND	5	
04/30	17	SelfSchCut	Local	SOLR	10	12
04/30	18	Economic	Local	SOLR	156	714
04/30	18	Economic	Local	WIND	1	10
04/30	18	Economic	System	SOLR	1	
04/30	18	Economic	System	WIND	4	17
04/30	18	SelfSchCut	Local	SOLR	5	12
04/30	19	Economic	Local	SOLR	1	5

The information contained in this report is preliminary and subject to change without notice. No inference, decision or conclusion should be made based on the information in this report or any series of these reports. All values are hourly average unless otherwise stated. Questions about this report should be directed to Hong Zhou at hzhou@caiso.com.