

Wind and Solar Curtailment February 21, 2023

This report is produced daily to provide a detailed accounting of the wind and solar renewable generation that was curtailed and the reasons why¹. This report should be read in the context of the Renewables Watch report for a more complete understanding of both renewable curtailment and generation².

Wind and solar curtailments are grouped into the following categories:

1. Economic - Local: Market dispatch of generators with economic bids to mitigate local congestion³.
2. Economic - System: Market dispatch of generators with economic bids to mitigate system-wide oversupply⁴.
3. SelfSchCut - Local: Market dispatch of self-schedules to mitigate local congestion.
4. SelfSchCut - System: Market dispatch of self-schedules to mitigate system-wide oversupply.
5. ExDispatch - Local: Exceptional dispatch to mitigate local congestion.
6. ExDispatch - System: Exceptional dispatch to mitigate system-wide oversupply.

Note: Amounts smaller than 1 MW are filtered out for simplicity. Such small curtailments are occasionally observed when forecasts are lower than Pmin when market will de-commit the unit and send the 0 MW dispatch.

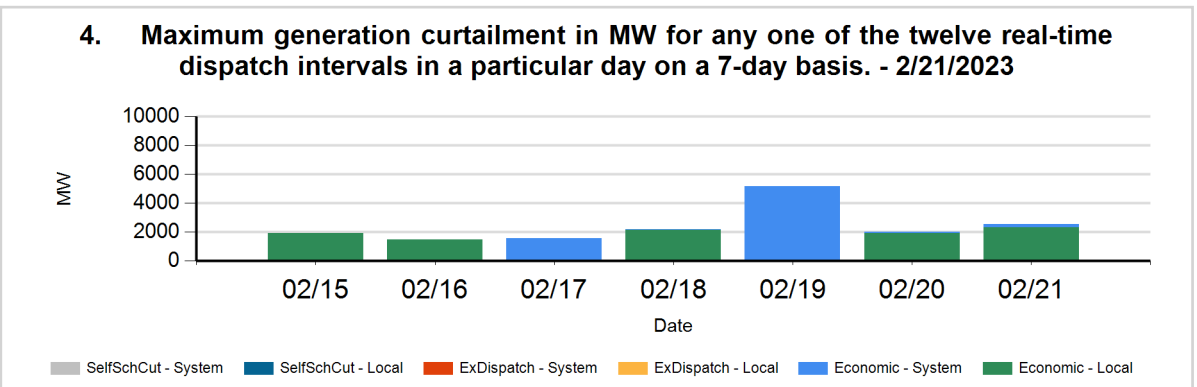
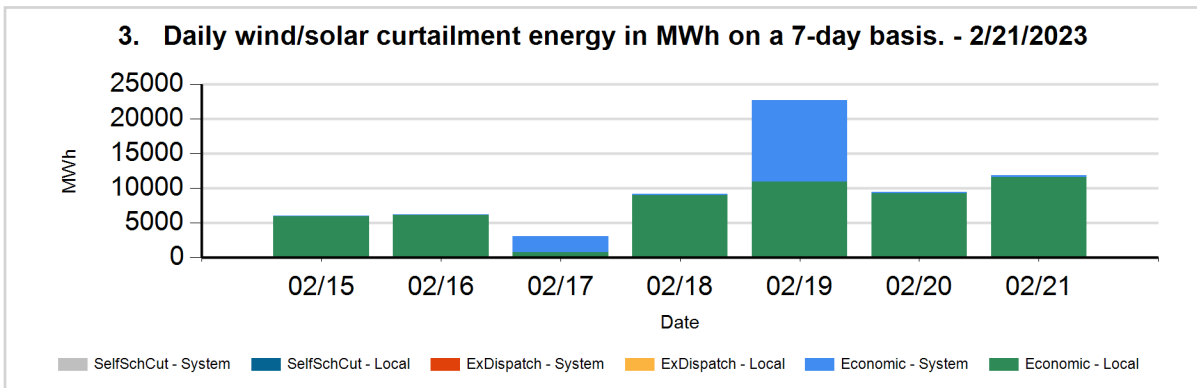
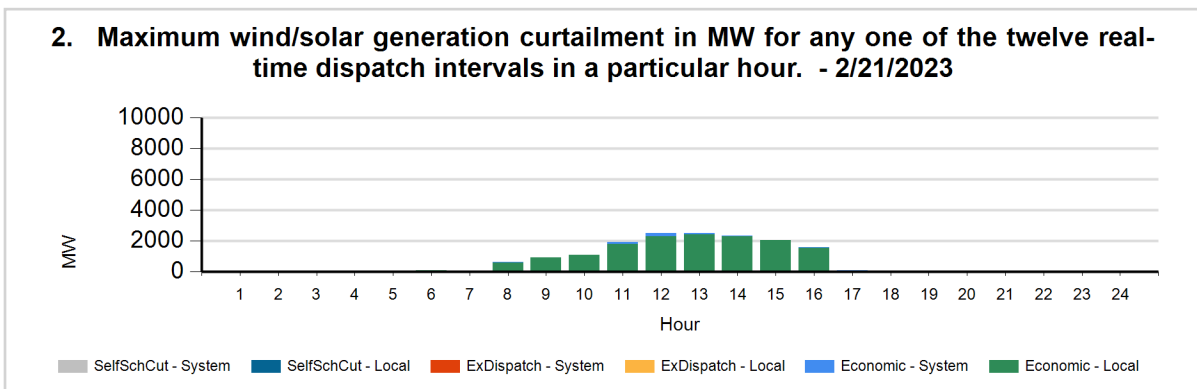
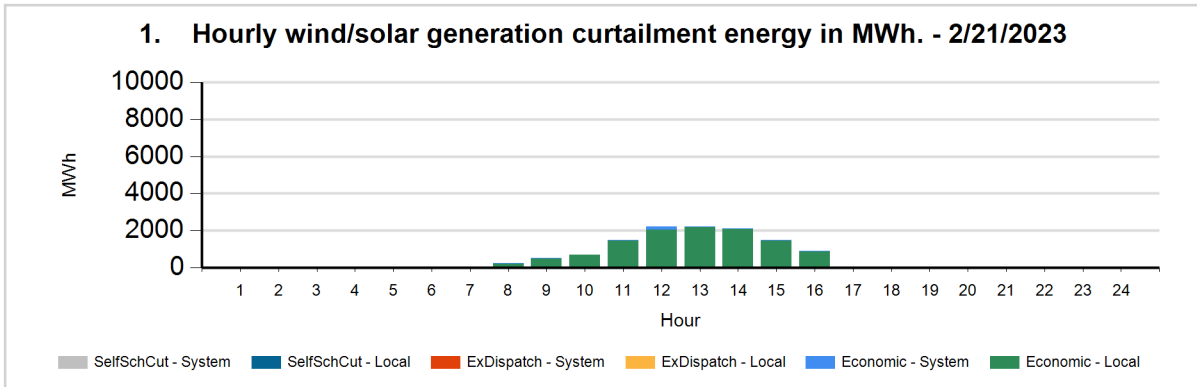
¹Only wind and solar resources can be reported in this manner because these resources have a forecast. Curtailment is defined as the difference between actual production and the forecast when actual production is less than the forecast.

²The Renewables Watch report provides daily actual renewable production within the ISO grid. It is available at: <http://www.caiso.com/green/renewableswatch.html>.

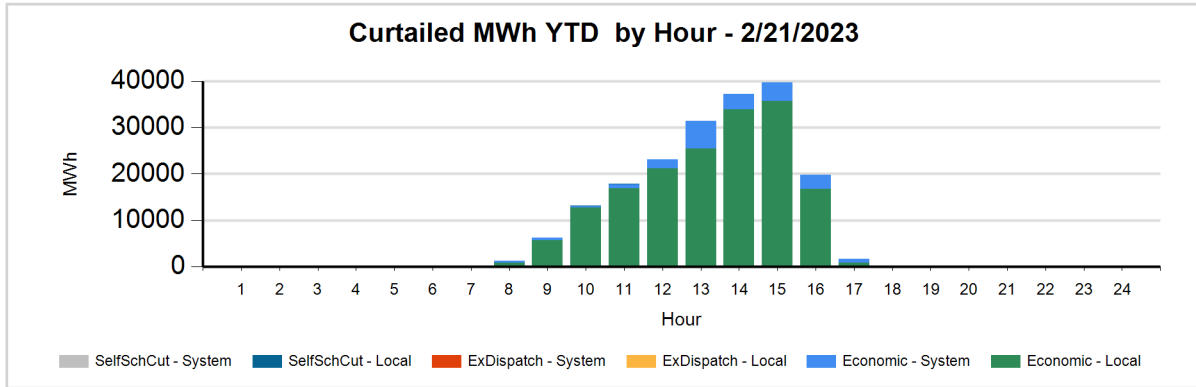
³Congestion occurs when available, least-cost energy cannot be delivered to some loads because transmission facilities do not have sufficient capacity to deliver the energy.

⁴For more information on oversupply conditions, please see: https://www.caiso.com/Documents/FlexibleResourcesHelpRenewables_FastFacts.pdf

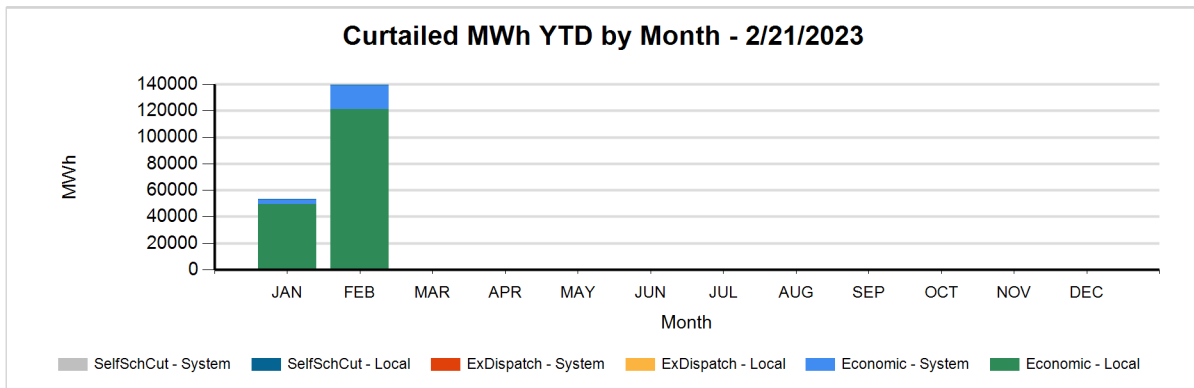
The following charts show the daily and 7-day wind and solar curtailment by category, if any.



The following charts show hourly year to date wind and solar curtailment by category, if any.



The following charts show monthly year to date wind and solar curtailment by category, if any.



TYPE	YTD CURTAILED MWH - 2/21/2023
LocalEconomic	170,228
LocalSelfSchCut	7
SystemEconomic	22,410
TOTAL	192,645

Data used to produce hourly chart

DATE	HOUR	CURT TYPE	REASON	FUEL TYPE	CURTAILED MWH	CURTAILED MW
02/21	6	Economic	Local	WIND	7	87
02/21	6	Economic	System	WIND	5	
02/21	8	Economic	Local	SOLR	93	431
02/21	8	Economic	Local	WIND	136	164
02/21	8	Economic	System	SOLR	2	11
02/21	9	Economic	Local	SOLR	379	780
02/21	9	Economic	Local	WIND	149	128
02/21	9	Economic	System	SOLR	1	
02/21	10	Economic	Local	SOLR	466	799
02/21	10	Economic	Local	WIND	230	270
02/21	11	Economic	Local	SOLR	1094	1458
02/21	11	Economic	Local	WIND	354	329
02/21	11	Economic	System	SOLR	19	67
02/21	11	Economic	System	WIND	11	62
02/21	12	Economic	Local	SOLR	1645	1754
02/21	12	Economic	Local	WIND	400	549
02/21	12	Economic	System	SOLR	83	110
02/21	12	Economic	System	WIND	93	93
02/21	13	Economic	Local	SOLR	1596	1866
02/21	13	Economic	Local	WIND	569	566
02/21	13	Economic	System	SOLR	34	7
02/21	13	Economic	System	WIND	24	44
02/21	14	Economic	Local	SOLR	1519	1762
02/21	14	Economic	Local	WIND	564	556
02/21	14	Economic	System	SOLR	16	
02/21	14	Economic	System	WIND	9	18
02/21	15	Economic	Local	SOLR	944	1474
02/21	15	Economic	Local	WIND	518	554
02/21	15	Economic	System	SOLR	11	
02/21	16	Economic	Local	SOLR	439	998
02/21	16	Economic	Local	WIND	451	553

02/21	16	Economic	System	SOLR	2	14
02/21	17	Economic	Local	SOLR	0	
02/21	17	Economic	System	SOLR	11	33
02/21	17	Economic	System	WIND	5	64

The information contained in this report is preliminary and subject to change without notice. No inference, decision or conclusion should be made based on the information in this report or any series of these reports. All values are hourly average unless otherwise stated. Questions about this report should be directed to Short-Term Forecasting at ShortTermForecasting@caiso.com.