

## Wind and Solar Curtailment February 27, 2021

This report is produced daily to provide a detailed accounting of the wind and solar renewable generation that was curtailed and the reasons why<sup>1</sup>. This report should be read in the context of the Renewables Watch report for a more complete understanding of both renewable curtailment and generation<sup>2</sup>.

Wind and solar curtailments are grouped into the following categories:

1. Economic - Local: Market dispatch of generators with economic bids to mitigate local congestion<sup>3</sup>.
2. Economic - System: Market dispatch of generators with economic bids to mitigate system-wide oversupply<sup>4</sup>.
3. SelfSchCut - Local: Market dispatch of self-schedules to mitigate local congestion.
4. SelfSchCut - System: Market dispatch of self-schedules to mitigate system-wide oversupply.
5. ExDispatch - Local: Exceptional dispatch to mitigate local congestion.
6. ExDispatch - System: Exceptional dispatch to mitigate system-wide oversupply.

Note: Amounts smaller than 1 MW are filtered out for simplicity. Such small curtailments are occasionally observed when forecasts are lower than Pmin when market will de-commit the unit and send the 0 MW dispatch.

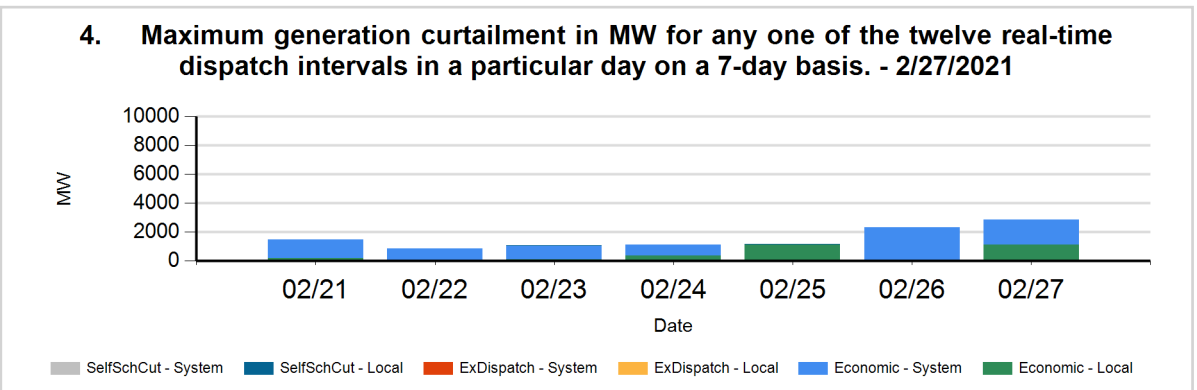
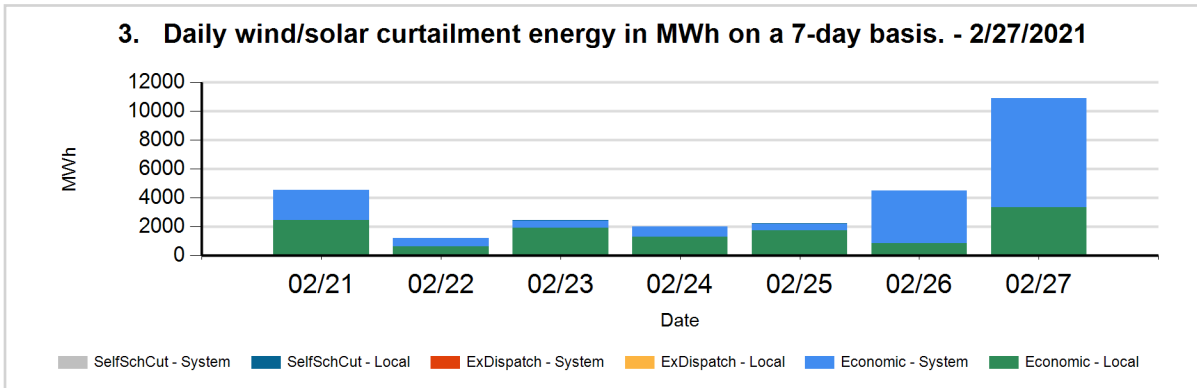
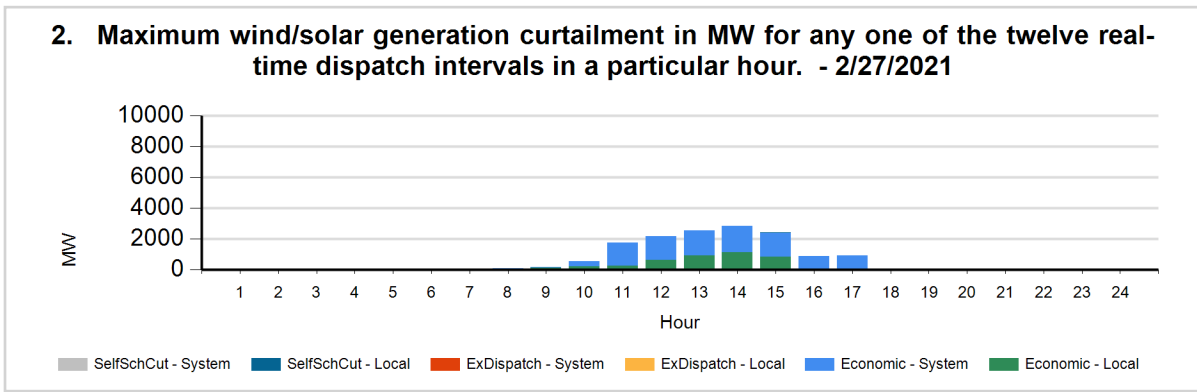
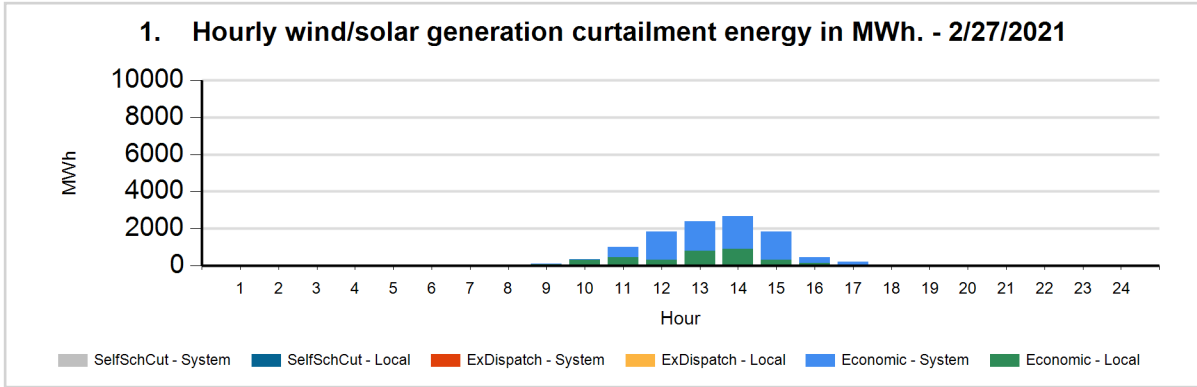
<sup>1</sup>Only wind and solar resources can be reported in this manner because these resources have a forecast. Curtailment is defined as the difference between actual production and the forecast when actual production is less than the forecast.

<sup>2</sup>The Renewables Watch report provides daily actual renewable production within the ISO grid. It is available at: <http://www.caiso.com/green/renewableswatch.html>.

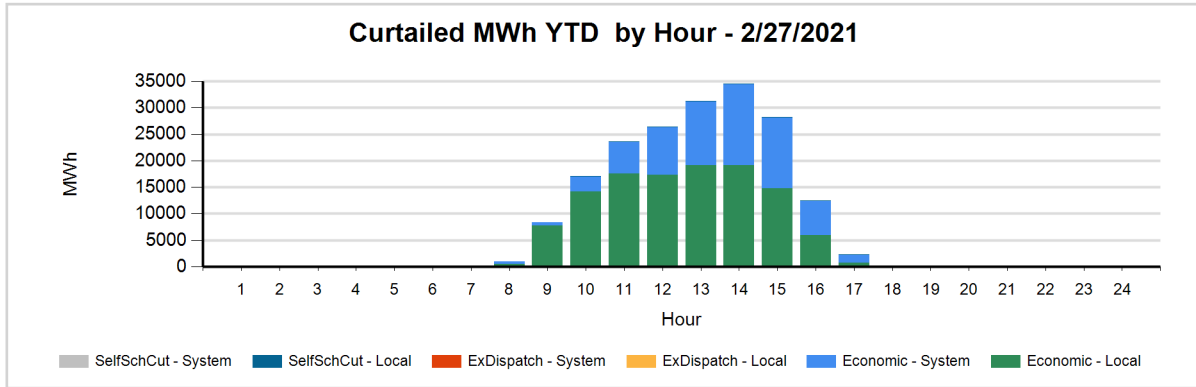
<sup>3</sup>Congestion occurs when available, least-cost energy cannot be delivered to some loads because transmission facilities do not have sufficient capacity to deliver the energy.

<sup>4</sup>For more information on oversupply conditions, please see: [https://www.caiso.com/Documents/FlexibleResourcesHelpRenewables\\_FastFacts.pdf](https://www.caiso.com/Documents/FlexibleResourcesHelpRenewables_FastFacts.pdf)

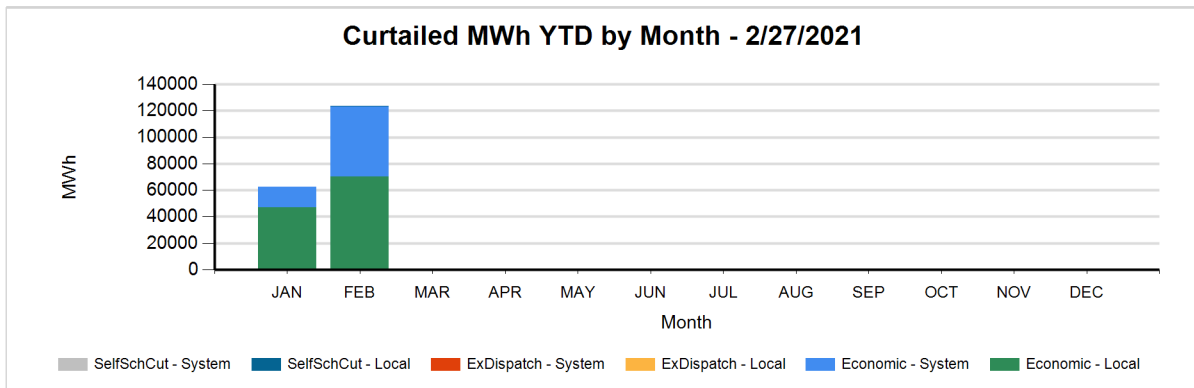
The following charts show the daily and 7-day wind and solar curtailment by category, if any.



The following charts show hourly year to date wind and solar curtailment by category, if any.



The following charts show monthly year to date wind and solar curtailment by category, if any.



TYPE	YTD CURTAILED MWH - 2/27/2021
LocalEconomic	117,327
LocalSelfSchCut	473
SystemEconomic	67,857
TOTAL	185,657

Data used to produce hourly chart

DATE	HOUR	CURT TYPE	REASON	FUEL TYPE	CURTAILED MWH	CURTAILED MW
02/27	7	Economic	System	SOLR	1	9
02/27	8	Economic	System	SOLR	37	62
02/27	9	Economic	Local	SOLR	103	130
02/27	9	Economic	System	SOLR	13	27
02/27	10	Economic	Local	SOLR	299	192
02/27	10	Economic	System	SOLR	45	345
02/27	10	Economic	System	WIND	3	19
02/27	11	Economic	Local	SOLR	452	245
02/27	11	Economic	Local	WIND	6	
02/27	11	Economic	System	SOLR	535	1463
02/27	11	Economic	System	WIND	17	31
02/27	12	Economic	Local	SOLR	313	638
02/27	12	Economic	System	SOLR	1466	1497
02/27	12	Economic	System	WIND	37	40
02/27	13	Economic	Local	SOLR	792	934
02/27	13	Economic	System	SOLR	1556	1555
02/27	13	Economic	System	WIND	41	43
02/27	14	Economic	Local	SOLR	910	1111
02/27	14	Economic	System	SOLR	1725	1695
02/27	14	Economic	System	WIND	42	42
02/27	15	Economic	Local	SOLR	310	810
02/27	15	Economic	Local	WIND	3	
02/27	15	Economic	System	SOLR	1471	1544
02/27	15	Economic	System	WIND	39	43
02/27	15	SelfSchCut	Local	SOLR	0	2
02/27	16	Economic	Local	SOLR	120	34
02/27	16	Economic	Local	WIND	8	
02/27	16	Economic	System	SOLR	301	809
02/27	16	Economic	System	WIND	18	40
02/27	17	Economic	Local	SOLR	6	
02/27	17	Economic	System	SOLR	201	869
02/27	17	Economic	System	WIND	10	37

The information contained in this report is preliminary and subject to change without notice. No inference, decision or conclusion should be made based on the information in this report or any series of these reports. All values are hourly average unless otherwise stated. Questions about this report should be directed to Short-Term Forecasting at [ShortTermForecasting@caiso.com](mailto:ShortTermForecasting@caiso.com).