

## Wind and Solar Curtailment June 21, 2021

This report is produced daily to provide a detailed accounting of the wind and solar renewable generation that was curtailed and the reasons why<sup>1</sup>. This report should be read in the context of the Renewables Watch report for a more complete understanding of both renewable curtailment and generation<sup>2</sup>.

Wind and solar curtailments are grouped into the following categories:

1. Economic - Local: Market dispatch of generators with economic bids to mitigate local congestion<sup>3</sup>.
2. Economic - System: Market dispatch of generators with economic bids to mitigate system-wide oversupply<sup>4</sup>.
3. SelfSchCut - Local: Market dispatch of self-schedules to mitigate local congestion.
4. SelfSchCut - System: Market dispatch of self-schedules to mitigate system-wide oversupply.
5. ExDispatch - Local: Exceptional dispatch to mitigate local congestion.
6. ExDispatch - System: Exceptional dispatch to mitigate system-wide oversupply.

Note: Amounts smaller than 1 MW are filtered out for simplicity. Such small curtailments are occasionally observed when forecasts are lower than Pmin when market will de-commit the unit and send the 0 MW dispatch.

<sup>1</sup>Only wind and solar resources can be reported in this manner because these resources have a forecast. Curtailment is defined as the difference between actual production and the forecast when actual production is less than the forecast.

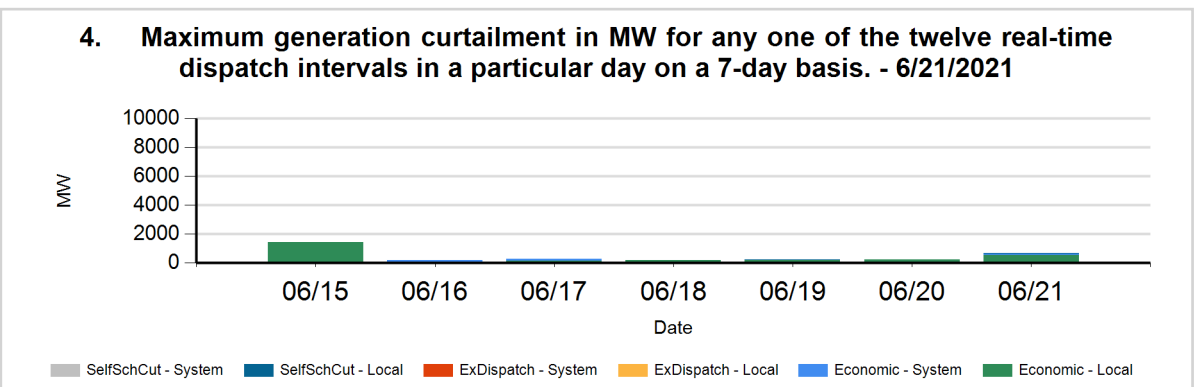
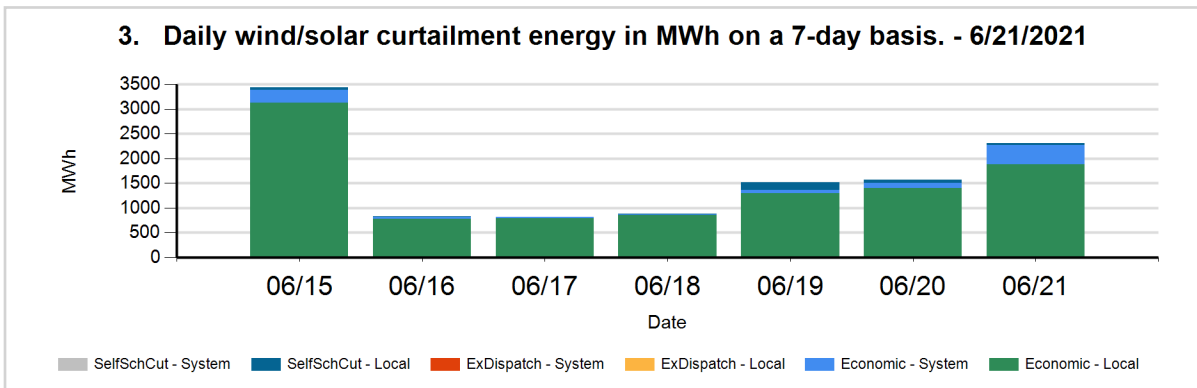
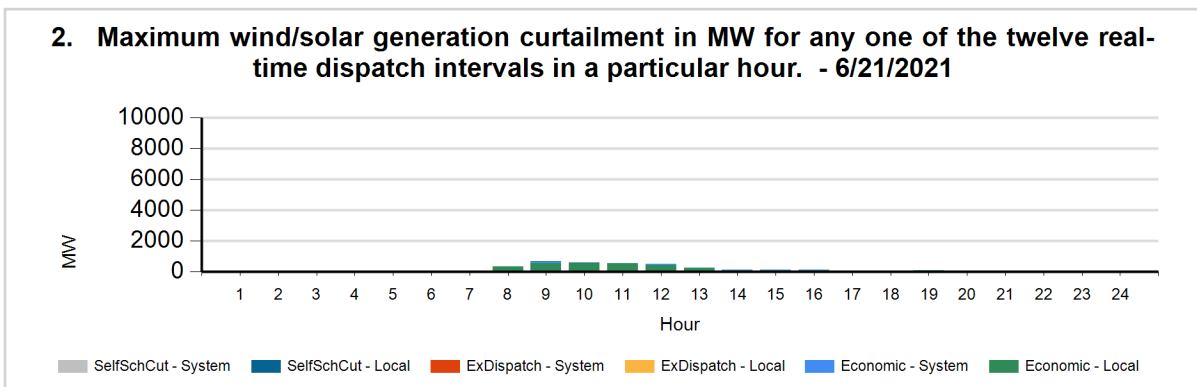
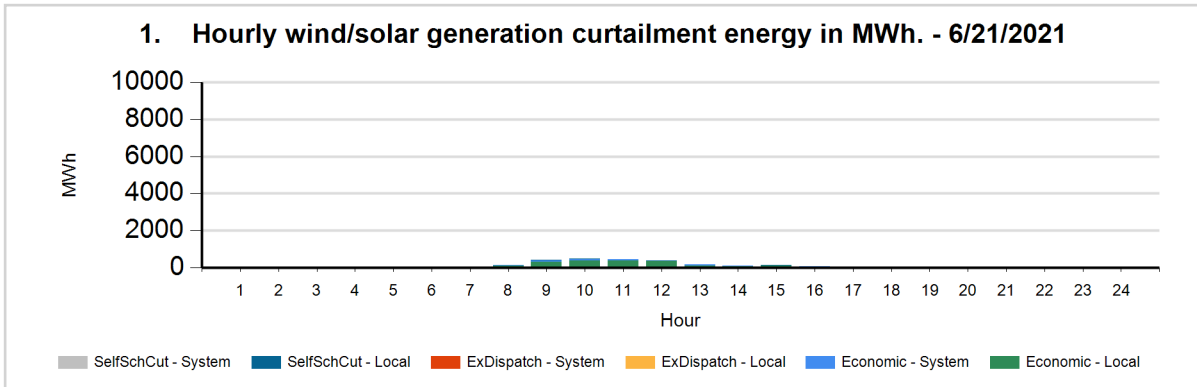
<sup>2</sup>The Renewables Watch report provides daily actual renewable production within the ISO grid. It is available at: <http://www.caiso.com/green/renewableswatch.html>.

<sup>3</sup>Congestion occurs when available, least-cost energy cannot be delivered to some loads because transmission facilities do not have sufficient capacity to deliver the energy.

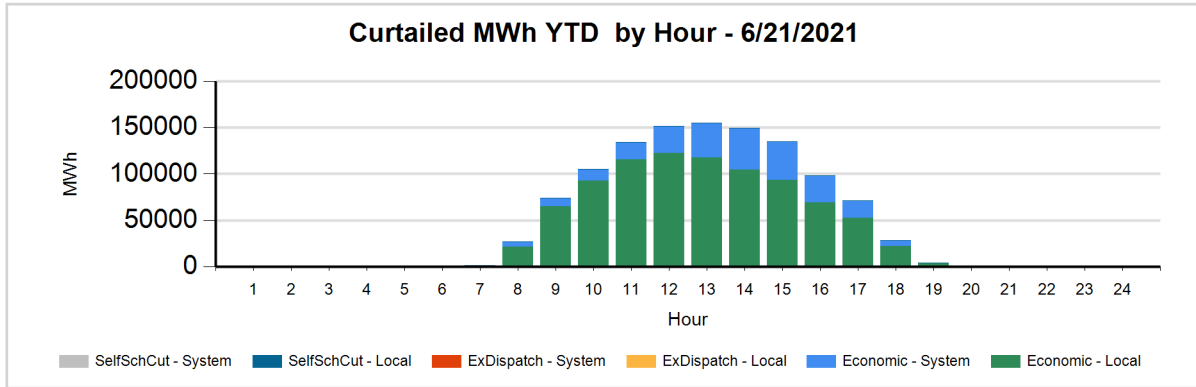
<sup>4</sup>For more information on oversupply conditions, please see:

[https://www.caiso.com/Documents/FlexibleResourcesHelpRenewables\\_FastFacts.pdf](https://www.caiso.com/Documents/FlexibleResourcesHelpRenewables_FastFacts.pdf)

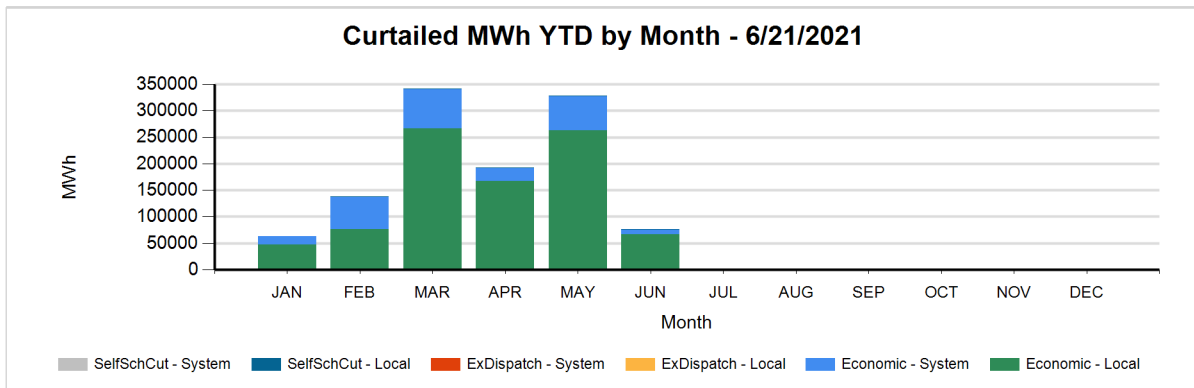
The following charts show the daily and 7-day wind and solar curtailment by category, if any.



The following charts show hourly year to date wind and solar curtailment by category, if any.



The following charts show monthly year to date wind and solar curtailment by category, if any.



TYPE	YTD CURTAILED MWH - 6/21/2021
LocalEconomic	884,280
LocalSelfSchCut	3,349
SystemEconomic	250,688
<b>TOTAL</b>	<b>1,138,317</b>

**Data used to produce hourly chart**

DATE	HOUR	CURT TYPE	REASON	FUEL TYPE	CURTAILED MWH	CURTAILED MW
06/21	7	Economic	Local	SOLR	6	14
06/21	7	Economic	System	SOLR	3	24
06/21	8	Economic	Local	SOLR	111	340
06/21	8	Economic	Local	WIND	2	
06/21	8	Economic	System	SOLR	15	
06/21	9	Economic	Local	SOLR	289	515
06/21	9	Economic	Local	WIND	21	5
06/21	9	Economic	System	SOLR	38	54
06/21	9	Economic	System	WIND	60	64
06/21	9	SelfSchCut	Local	SOLR	10	20
06/21	10	Economic	Local	SOLR	363	484
06/21	10	Economic	Local	WIND	25	69
06/21	10	Economic	System	SOLR	32	
06/21	10	Economic	System	WIND	41	
06/21	10	SelfSchCut	Local	SOLR	20	20
06/21	11	Economic	Local	SOLR	378	552
06/21	11	Economic	Local	WIND	9	3
06/21	11	Economic	System	SOLR	9	
06/21	11	Economic	System	WIND	40	
06/21	12	Economic	Local	SOLR	308	398
06/21	12	Economic	Local	WIND	21	
06/21	12	Economic	System	SOLR	23	56
06/21	12	Economic	System	WIND	19	41
06/21	12	SelfSchCut	Local	SOLR	1	
06/21	13	Economic	Local	SOLR	112	239
06/21	13	Economic	System	SOLR	49	
06/21	14	Economic	Local	SOLR	92	73
06/21	14	Economic	System	SOLR	23	55
06/21	15	Economic	Local	SOLR	91	81
06/21	15	Economic	System	SOLR	28	55
06/21	15	SelfSchCut	Local	SOLR	1	

06/21	16	Economic	Local	SOLR	42	71
06/21	16	Economic	System	SOLR	14	55
06/21	19	Economic	Local	SOLR	3	41
06/21	19	Economic	Local	WIND	2	26

The information contained in this report is preliminary and subject to change without notice. No inference, decision or conclusion should be made based on the information in this report or any series of these reports. All values are hourly average unless otherwise stated. Questions about this report should be directed to Short-Term Forecasting at [ShortTermForecasting@caiso.com](mailto:ShortTermForecasting@caiso.com).