

Wind and Solar Curtailment March 03, 2019

This report is produced daily to provide a detailed accounting of the wind and solar renewable generation that was curtailed and the reasons why¹. This report should be read in the context of the Renewables Watch report for a more complete understanding of both renewable curtailment and generation².

Wind and solar curtailments are grouped into the following categories:

1. Economic - Local: Market dispatch of generators with economic bids to mitigate local congestion³.
2. Economic - System: Market dispatch of generators with economic bids to mitigate system-wide oversupply⁴.
3. SelfSchCut - Local: Market dispatch of self-schedules to mitigate local congestion.
4. SelfSchCut - System: Market dispatch of self-schedules to mitigate system-wide oversupply.
5. ExDispatch - Local: Exceptional dispatch to mitigate local congestion.
6. ExDispatch - System: Exceptional dispatch to mitigate system-wide oversupply.

Note: Amounts smaller than 1 MW are filtered out for simplicity. Such small curtailments are occasionally observed when forecasts are lower than Pmin when market will de-commit the unit and send the 0 MW dispatch.

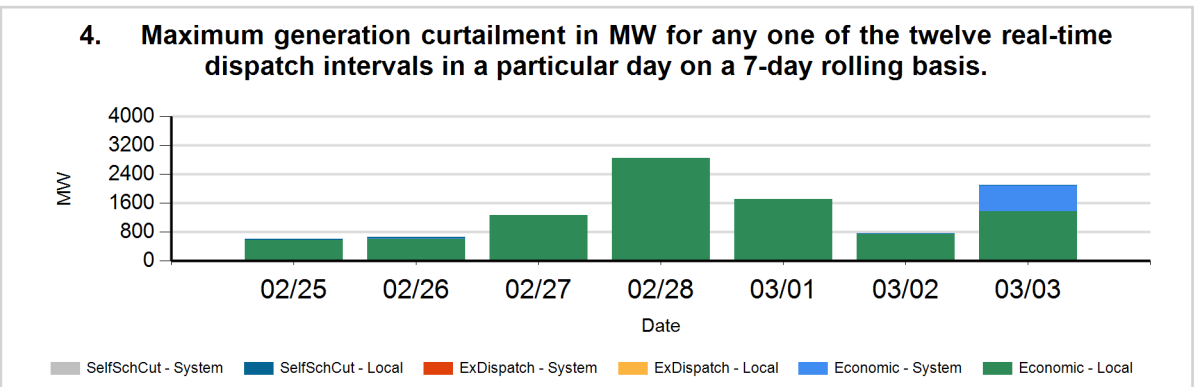
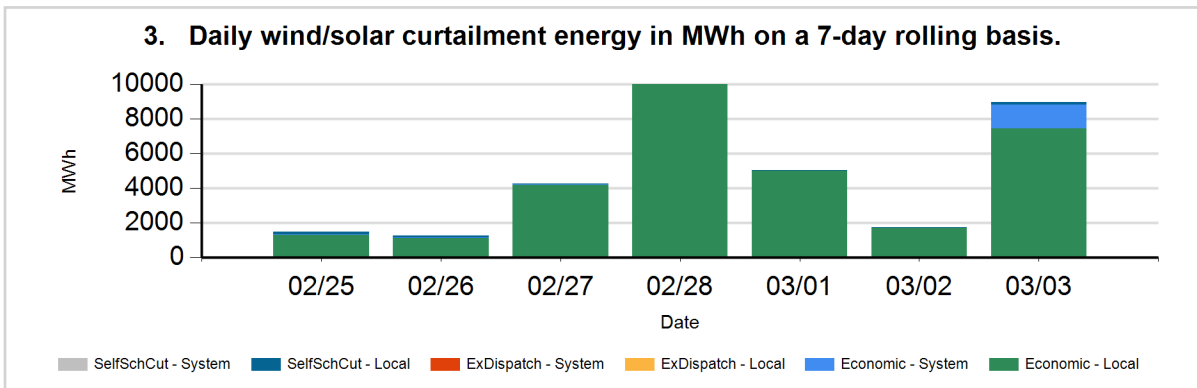
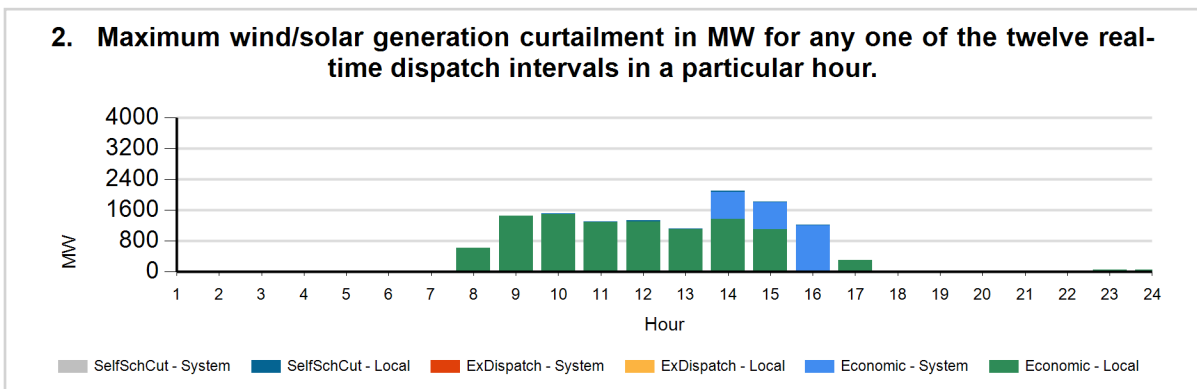
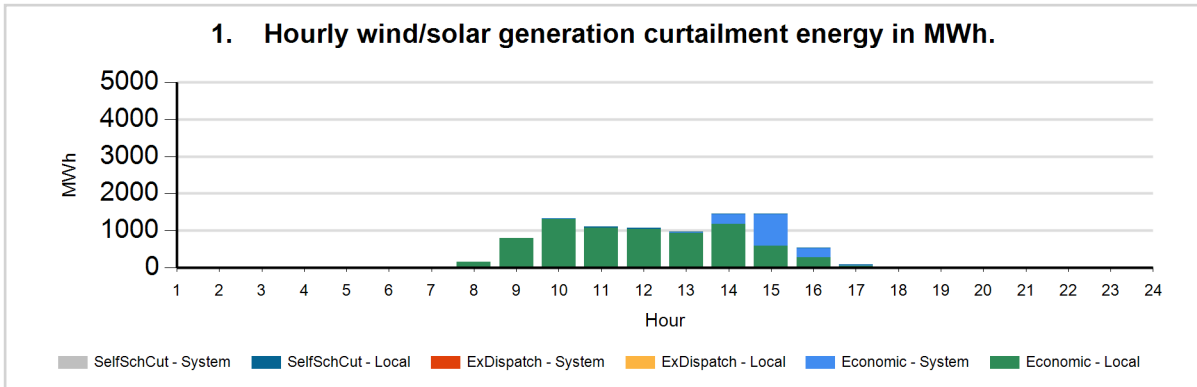
¹Only wind and solar resources can be reported in this manner because these resources have a forecast. Curtailment is defined as the difference between actual production and the forecast when actual production is less than the forecast.

²The Renewables Watch report provides daily actual renewable production within the ISO grid. It is available at: <http://www.caiso.com/green/renewableswatch.html>.

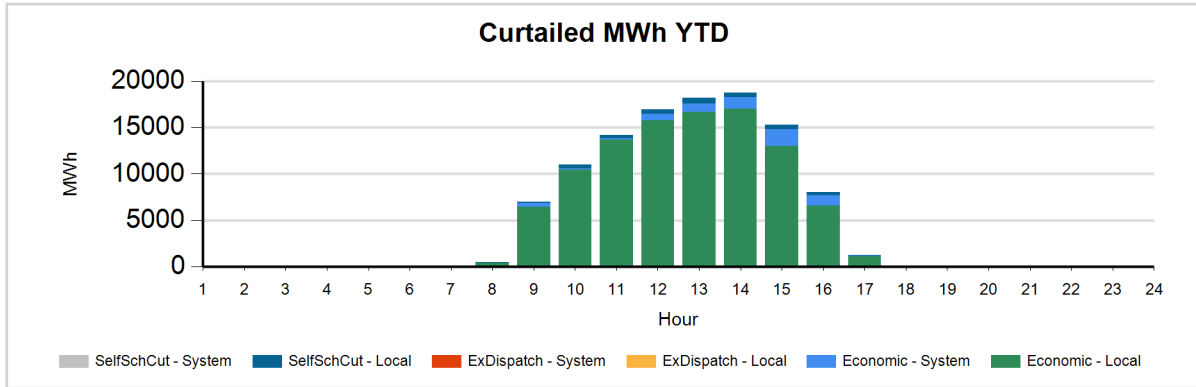
³Congestion occurs when available, least-cost energy cannot be delivered to some loads because transmission facilities do not have sufficient capacity to deliver the energy.

⁴For more information on oversupply conditions, please see: https://www.caiso.com/Documents/FlexibleResourcesHelpRenewables_FastFacts.pdf

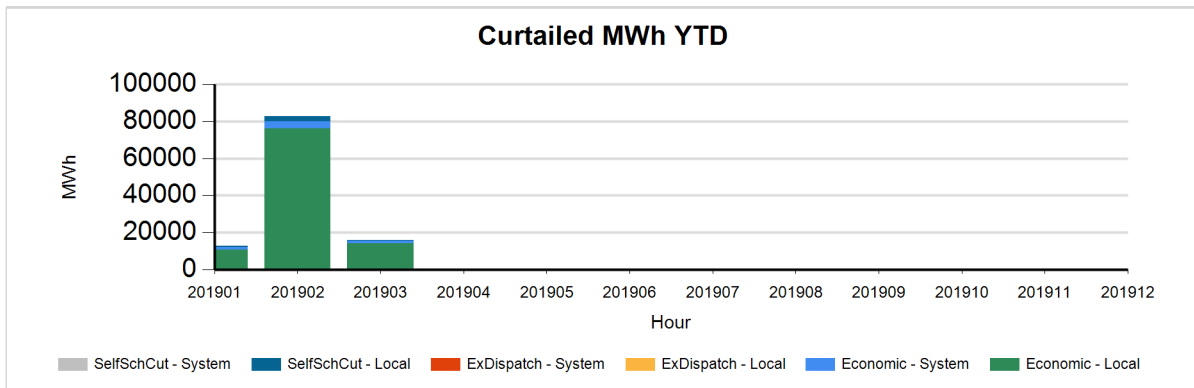
The following charts show the daily and 7-day rolling wind and solar curtailment by category, if any.



The following charts show hourly year to date wind and solar curtailment by category, if any.



The following charts show monthly year to date wind and solar curtailment by category, if any.



TYPE	YTD CURTAILED MWH
LocalEconomic	101,272
LocalSelfSchCut	3,320
SystemEconomic	6,537
TOTAL	111,129

Data used to produce hourly chart

DATE	HOUR	CURT TYPE	REASON	FUEL TYPE	CURTAILED MWH	CURTAILED MW
03/03	8	Economic	Local	SOLR	149	614
03/03	8	Economic	Local	WIND	0	4
03/03	9	Economic	Local	SOLR	772	1428
03/03	9	Economic	Local	WIND	16	23
03/03	10	Economic	Local	SOLR	1298	1461
03/03	10	Economic	Local	WIND	36	43
03/03	10	Economic	System	SOLR	3	15
03/03	11	Economic	Local	SOLR	1052	1244
03/03	11	Economic	Local	WIND	24	43
03/03	11	SelfSchCut	Local	SOLR	26	18
03/03	12	Economic	Local	SOLR	1005	1271
03/03	12	Economic	Local	WIND	28	26
03/03	12	SelfSchCut	Local	SOLR	39	40
03/03	13	Economic	Local	SOLR	936	1074
03/03	13	Economic	Local	WIND	13	41
03/03	13	SelfSchCut	Local	SOLR	14	3
03/03	14	Economic	Local	SOLR	1125	1353
03/03	14	Economic	Local	WIND	48	19
03/03	14	Economic	System	SOLR	238	642
03/03	14	Economic	System	WIND	26	60
03/03	14	SelfSchCut	Local	SOLR	18	21
03/03	15	Economic	Local	SOLR	577	1080
03/03	15	Economic	Local	WIND	7	21
03/03	15	Economic	System	SOLR	803	650
03/03	15	Economic	System	WIND	45	64
03/03	15	SelfSchCut	Local	SOLR	18	8
03/03	16	Economic	Local	SOLR	265	3
03/03	16	Economic	System	SOLR	245	1169
03/03	16	Economic	System	WIND	12	28
03/03	16	SelfSchCut	Local	SOLR	15	21
03/03	17	Economic	Local	SOLR	62	289

03/03	17	Economic	Local	WIND	2	8
03/03	23	Economic	Local	WIND	4	43
03/03	24	Economic	Local	WIND	7	46

The information contained in this report is preliminary and subject to change without notice. No inference, decision or conclusion should be made based on the information in this report or any series of these reports. All values are hourly average unless otherwise stated. Questions about this report should be directed to Short-Term Forecasting at ShortTermForecasting@caiso.com.