

1 **BEFORE THE PUBLIC UTILITIES COMMISSION**
2 **OF THE STATE OF CALIFORNIA**
3

4 Order Instituting Investigation Into Implementation)
5 of Assembly Bill 970 Regarding the Identification of)
6 Electric Transmission and Distribution Constraints,) Investigation 00-11-001
7 Actions to Resolve Those Constraints, and Related)
8 Matters Affecting the Reliability of Electric Supply.)
9 _____)

10
11 **PREPARED DIRECT TESTIMONY OF PAUL C. RICHINS, JR.,**
12 **ON BEHALF OF THE CALIFORNIA ENERGY COMMISSION**
13

14
15 This testimony is presented by Paul C. Richins, Jr. Mr. Richins's qualifications are
16 attached as Exhibit A.
17

18 Q. On whose behalf are you submitting this testimony?

19 A. The California Energy Commission (CEC).
20

21 Q. What is the purpose of your testimony?

22 A. My testimony is to describe how the CEC derived the in-state generation numbers
23 that were used in completing the Scenario Analysis for the Southern California
24 Long-Term Transmission Study Matrix (Scenario Analysis) for Investigation No.
25 00-11-001. This total includes both baseload plants and peaker plants recently
26 approved by the CEC. Those numbers are shown in Table 1.
27

28 Q. How are generation projects placed on Table 1?

29 A. For a project to be placed on our tracking lists we must have confidence that the
30 project is feasible and that a site has been identified and under the control of the
31 developer. Projects are added to the list only when we have a measure of
32 confidence in the developer's plans, and the developer has demonstrated a
33 knowledge of California licensing requirements. However, projects in the early
34 formative stages have not been included in Table 1. Moreover, plants smaller
35 than 50 MW are not under the jurisdiction of the CEC, and therefore, not included

1 in our tracking lists since those projects are licensed by the city or county in which
2 the project is located.

3

4 Q. Does this complete your testimony?

5 A. Yes, it does.

6

1 **Exhibit A**

2
3 **Statement of Qualifications**
4 **Paul C. Richins, Jr.**
5

6
7 Paul C. Richins, Jr., holds a BA degree in Economics and has worked for the California
8 Energy Commission (CEC) since 1986. He served for 5 years as a policy advisor to
9 three CEC Commissioners in the 1990s and has participated in the preparation of
10 numerous Energy Commission policy reports including various Electricity Reports and
11 Conservation Reports with special interest in resource planning. Since 1997, Mr. Richins
12 has worked as a Project Manager on the licensing of power plants in California.

13
14 Mr. Richins's responsibilities include meeting with power plant developers to provide
15 assistance and direction on data requirements in preparation for Applications for
16 Certification. Mr. Richins is currently the Energy Facilities Licensing Program Manager.
17 In that capacity, he supervises the work of nine power plant licensing project managers.
18

**Table 1
CALIFORNIA ENERGY COMMISSION - ENERGY FACILITY SITING STATUS**

5/2/2001p.m.

Projects Approved Over 300 MW	Status	Capacity (MW)	Project Type	Location	Decision Date	On-line Date*
1 Sutter	Construction	500	Green Field	Sutter Co.	4/99	7/01
2 Los Medanos	Construction	559	Brown Field	Contra Costa	8/99	7/01
3 La Paloma	Construction	1,048	Green Field	Kern Co.	10/99	12/01-3/02
4 Delta	Construction	880	Brown Field	Contra Costa	2/00	4/02
5 Moss Landing	Construction	1,060	Expansion	Monterey Co.	10/00	6/02
6 High Desert	Construction	720	Brown Field	San Bernardino	5/00	7/03
7 Sunrise	Construction	320	Green Field	Kern Co.	12/00	8/01
8 Elk Hills	Construction	500	Brown Field	Kern Co.	12/00	3/03
Construction Subtotal		5,587				
9 Pastoria	Financing	750	Green Field	Kern Co.	12/00	1/03
10 Midway-Sunset	Financing	500	Expansion	Kern Co.	3/01	3/03
11 Mountainview	Financing	1,056	Expansion	San Bernardino	3/01	12/02
12 Blythe	Financing	520	Green Field	Riverside Co.	3/01	3/03
13 Otay Mesa	Financing	510	Green Field	San Diego Co.	4/01	4/03
Subtotal		8,923				
Projects Approved Under 300 MW						
1 Wildflower Larkspur	Construction	90	Green Field	San Diego Co.	4/4/01	7/01
2 Wildflower Indigo	Construction	135	Green Field	Riverside Co.	4/4/01	7/01
3 Alliance Century	Construction	40	Brown Field	San Bernardino	4/25/01	8/01
4 Alliance Drews	Construction	40	Brown Field	San Bernardino	4/25/01	8/01
5 Calpine King City	Construction	50	Brown Field	Monterey Co.	5/2/2001	9/01
Construction Total		355				
6 United Golden Gate	Financing	51	Brown Field	San Mateo Co.	3/7/01	8/01
7 Hanford	Project Modified	[99]	Green Field	Kings Co.	4/11/01	Project Modified
Subtotal		406				
Approved Total		9,329				

Projects in Review Over 300 MW	Process	Capacity (MW)	Project Type	Location	Decision Date	On-line Date*
1 Huntington Beach	2-mo. AFC	450	Repower	Orange Co.	5/01	8/01
2 Three Mountain	12-mo. AFC	500	Brown Field	Shasta Co.	5/01	5/03
3 Metcalf	12-mo. AFC	600	Green Field	Santa Clara Co.	7/01	7/03
4 Contra Costa	12-mo. AFC	530	Expansion	Contra Costa	7/01	7/03
5 Potrero	12-mo. AFC	540	Expansion	San Francisco	11/01	11/03
6 Morro Bay	12-mo. AFC	1,200	Replacement	San Luis Obispo	1/02	1/04
7 El Segundo Repower	12-mo. AFC	630	Replacement	Los Angeles Co.	2/02	2/04
8 Rio Linda/Elverta	12-mo. AFC	560	Green Field	Sacramento Co.	5/02	5/04
9 Pastoria II	6-mo. AFC	250	Green Field	Kern Co.	10/01	4/04
10 East Altamont	12-mo. AFC	1,100	Green Field	Alameda Co.	3/02	5/04
11 Golden Gate	6-mo AFC	570	Brown Field	San Mateo Co.	11/01	11/03
12 Neuva Azalea	12-mo. AFC	[550]	Brown Field	Los Angeles Co.	suspended	suspended
Subtotal		6,930				
Projects in Review Under 300 MW						
1 Ramco Chula Vista	Emergency	57	Brown Field	San Diego Co.	5/01	8/01
2 GWF Hanford	Emergency	95	Brown Field	Kings Co.	5/01	8/01
3 Calpine Gilroy	Emergency	150	Brown Field	Santa Clara Co.	5/01	9/01
4 Pegasus Energy	Emergency	180	Brown Field	San Bernardino Co	5/01	9/01
Subtotal		482				
Review Total		7,412				

**Table 1
CALIFORNIA ENERGY COMMISSION - ENERGY FACILITY SITING STATUS**

5/2/2001p.m.

	Projects Announced Over 300 MW	Process	Capacity (MW)	Project Type	Location	Filing Date	On-line Date*
1	Colusa Comb. Cycle	12-mo. AFC	600	Green Field	Colusa County	5/01	7/04
2	Magnolia	6-mo. AFC	310	Replacement	Los Angeles Co.	5/01	11/03
3	Russell City	6-mo. AFC	600	Brown Field	Hayward	5/01	12/03
4	Salton Sea Geo.	6-mo. AFC	300	Green Field	Imperial Co.	6/01	12/03
5	Roseville	12-mo. AFC	750	Green Field	Placer Co.	8/01	8/04
6	Antelope Valley	12-mo. AFC	1,000	Green Field	Kern Co.	8/01	10/04
7	SMUD Comb. Cycle	12-mo. AFC	1,000	Green Field	Sacramento Co.	8/01	10/04
8	South City	12-mo. AFC	550	Green Field	San Mateo Co.	?	
9	Long Beach	12-mo. AFC	500	Green Field	Los Angeles Co.	?	
10	Redondo Beach	12-mo. AFC	1,000	Replacement	Los Angeles Co.	?	
	Subtotal		6,610				
	Projects Announced Under 300 MW						
1	Woodland II	SPPE	80	Brown Field	Stanislaus Co	5/01	10/03
2	Kern Co. Restart	3-mo. AFC	160	Repower	Kern Co.	6/01	2/02
3	Valero Cogeneration	4-mo. AFC	102	Brown Field	Solano Co.	5/01	4/02
4	Carson Expansion	6-mo. AFC	130	Expansion	Los Angeles Co.	6/01	12/03
	Subtotal		472				
	Announced Total		7,082				

	Projects Planned Over 300 MW	Process	Capacity (MW)	Project Type	Location	Filing Date	On-line Date*
1	Combined Cycle	6-mo. AFC	900	Green Field	Riverside Co.	6/01	12/03
2	Cogeneration	12-mo. AFC	300	Green Field	Kern Co.	7/01	7/04
3	Combined Cycle	12-mo. AFC	500	Replacement	San Diego Co.	8/01	8/04
4	Combined Cycle	12-mo. AFC	600	Green Field	Sacramento Co.	8/01	8/04
5	Combined Cycle	12-mo. AFC	500	Replacement	San Diego Co.	8/01	8/04
6	Combined Cycle	12-mo. AFC	500	Green Field	San Diego Co.	8/01	8/04
7	Combined Cycle	12-mo. AFC	520	Brown Field	Bay Area	1/02	2/05
8	Combined Cycle	12-mo. AFC	375	Green Field	Kern Co.	1/02	3/05
9	Combined Cycle	12-mo. AFC	800	Brown Field	Los Angeles Co.	3/02	5/05
10	Combined Cycle	12-mo. AFC	1000	Replacement	Los Angeles Co.	5/02	7/05
11	Combined Cycle	12-mo. AFC	500	Green Field	Central Valley	6/02	8/05
12	Combined Cycle	12-mo. AFC	500	Replacement	Bay Area	6/02	8/05
13	Combined Cycle	12-mo. AFC	600	Green Field	Sonoma Co.	12/01	2/05
14	Combined Cycle	12-mo. AFC	600	Green Field	Alameda Co.	12/01	2/05
15	Combined Cycle	12-mo. AFC	600	Green Field	Alameda Co.	12/01	2/05
16	Combined Cycle	12-mo. AFC	600	Green Field	Glenn Co.	12/01	2/05
17	Combined Cycle	12-mo. AFC	600	Green Field	San Joaquin Co.	12/01	2/05
18	Combined Cycle	12-mo. AFC	600	Green Field	Santa Clara Co.	12/01	2/05
19	Combined Cycle	12-mo. AFC	600	Green Field	Merced Co.	12/01	2/05
20	Combined Cycle	12-mo. AFC	300	Green Field	San Joaquin Co.	2/02	4/05
21	Combined Cycle	12-mo. AFC	800	Brown Field	Los Angeles Co.	6/02	8/05
	Subtotal		12,295				
	Project Planned Under 300 MW						
1	Simple Cycle	Emergency	100	Brown Field	Fresno Co.	5/01	8/01
2	Simple Cycle	Emergency	50	Brown Field	Sutter Co.	5/01	8/01
3	Simple Cycle	Emergency	49	Brown Field	San Diego Co.	5/01	9/01
4	Simple Cycle	Emergency	50	Brown Field	Kern	5/01	9/01
5	Simple Cycle	Emergency	80	Brown Field	Sacramento	5/01	8/01

**Table 1
CALIFORNIA ENERGY COMMISSION - ENERGY FACILITY SITING STATUS**





5/2/2001p.m.

6	<i>Simple Cycle</i>	<i>Emergency</i>	60	<i>Brown Field</i>	<i>San Mateo Co.</i>	5/01	8/01
7	<i>Simple Cycle</i>	<i>Emergency</i>	150	<i>Brown Field</i>	<i>Los Angeles Co.</i>	5/01	9/01
8	<i>Simple Cycle</i>	<i>Emergency</i>	65	<i>Brown Field</i>	<i>Los Angeles Co.</i>	5/01	9/01
	Total by 9/01		604				
1	Simple Cycle	4-mo. AFC	135	Brown Field	Santa Clara Co.	5/01	3/02
2	Simple Cycle	4-mo. AFC	185	Brown Field	Santa Clara Co.	6/01	3/02
3	Simple Cycle	4-mo. AFC	85	Brown Field	Kings Co.	5/01	3/02
4	Simple Cycle	4-mo. AFC	200	Brown Field	Kern Co.	6/01	6/02
5	Simple Cycle	4-mo. AFC	100	Brown Field	San Joaquin	7/01	5/02
6	Simple Cycle	4-mo. AFC	100	Brown Field	Kings Co.	7/01	5/02
7	Simple Cycle	4-mo. AFC	120	Green Field	Kern Co.	5/01	3/02
8	Simple Cycle	4-mo. AFC	130	Brown Field	San Bernardino	5/01	3/02
9	Simple Cycle	4-mo. AFC	400	Brown Field	San Bernardino	5/01	5/02
	Total by 9/02		1,455				
1	Combined Cycle	12-mo. AFC	100	Green Field	Merced Co.	6/01	6/04
2	Combined Cycle	12-mo. AFC	100	Green Field	Santa Clara Co.	7/01	7/04
3	Biomass	12-mo. AFC	100	Green Field	Kern Co.	7/01	7/04
4	Combined Cycle	12-mo. AFC	130	Green Field	Kern Co.	5/02	7/05
	Subtotal		2,489				
	Planned Total		14,784				

* Estimated on-line date if approved and constructed

Projects in italics are emergency siting projects.

Megawatts in [] are not included in totals.

Approved	
In Review	
Expected and disclosed	
Expected but undisclosed	

Greenfield - undeveloped site

Brownfield - developed site

Expansion - New unit at existing power plant site, no loss of existing generation

Repower - Modification of existing equipment

Replacement - Demolition of old plant and construction of new plant