

ALSTON & BIRD LLP

The Atlantic Building
950 F Street, N.W.
Washington, DC 20004-1404

202-756-3300
Fax: 202-654-4875

Bradley R. Miliauskas

Direct Dial: 202-756-3405

Email: bradley.miliauskas@alston.com

April 10, 2008

The Honorable Magalie R. Salas
Secretary
Federal Energy Regulatory Commission
888 First Street, N.E.
Washington, D.C. 20426

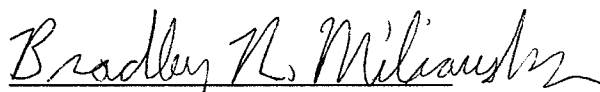
Re: California Independent System Operator Corporation
Docket No. ES08-36-000

Dear Secretary Salas:

Enclosed please find the Amendment to the Application of the California Independent System Operator Corporation Under Section 204 of the Federal Power Act for an Order Authorizing the Issuance of Securities, submitted in the captioned docket.

An extra copy of this filing is also enclosed to be stamped with the date and time of filing and returned to the messenger. Thank you for your assistance in this matter. Please contact the undersigned with any questions.

Respectfully submitted,


Bradley R. Miliauskas
Alston & Bird LLP

Counsel for the California Independent
System Operator Corporation

**UNITED STATES OF AMERICA
BEFORE THE
FEDERAL ENERGY REGULATORY COMMISSION**

**California Independent System) Docket No. ES08-36-000
Operator Corporation)**

**AMENDMENT TO APPLICATION OF THE CALIFORNIA INDEPENDENT
SYSTEM OPERATOR CORPORATION UNDER SECTION 204 OF THE
FEDERAL POWER ACT FOR AN ORDER AUTHORIZING THE ISSUANCE OF
SECURITIES**

On March 17, 2008, the California Independent System Operator Corporation ("CAISO") filed in the above-referenced proceeding an application ("Application") pursuant to Section 204 of the Federal Power Act ("FPA"), 16 U.S.C. § 824c, and Part 34 of the regulations of the Federal Energy Regulatory Commission ("FERC" or "Commission"), 18 C.F.R. Part 34, requesting that the Commission issue an order by April 18, 2008 that authorizes the CAISO to issue fixed rate and/or variable rate bonds in an amount of up to \$206 million.¹ Pursuant to Section 204 of the FPA and Part 34 of the Commission's regulations, the CAISO now files an amendment to the Application ("Amendment") in this proceeding. The Amendment modifies the Application to request that the Commission issue an order by May 5, 2008 authorizing the CAISO to issue only fixed rate bonds in an amount not to exceed \$215 million. In order to give the Commission sufficient time to review any comments submitted in response to the Amendment prior to the issuance of the order authorizing the bond issuance, the CAISO respectfully requests that the Commission direct an expedited comment

¹ Capitalized terms not otherwise defined herein have the meanings set forth in the Master Definitions Supplement, Appendix A to the CAISO Tariff.

period so that comments on the Amendment will be due by April 28, 2008. The CAISO Governing Board ("Board") has approved the issuance of bonds for which the CAISO requests Commission authorization in the Amendment.

Except as modified by the Amendment, the CAISO proposes to conduct the bond issuance described above in accordance with and on the terms described in the Application.

I. BACKGROUND AND REASONS FOR THIS AMENDMENT

In the Application, the CAISO requested Commission authorization to issue fixed and/or variable rate bonds in an amount not to exceed \$206 million. The CAISO proposed that, of this \$206 million amount, \$69 million would be a new money issue and up to \$137 million, if issued, would be used to fund existing debt.² After the CAISO filed the Application, the CAISO and its Board determined that the CAISO needed to augment the size of the bond issuance requested in the Application due to higher costs of issuance and an increase in the amount of debt to be refinanced. Therefore, the Board, at its March 26-27, 2008 meeting, approved the issuance of bonds in an amount not to exceed \$215 million, with \$70 million of that amount being a new money issue and up to \$145 million of that amount, if issued, being used to refund existing debt. Given the current volatile financial markets, the Board also determined that the bond issuance should consist entirely of fixed rate bonds rather than consist of fixed rate and/or variable rate bonds as proposed in the Application to take advantage of the interest cost certainty offered by fixed rate bonds. The Board authorized

² Application at 1-5.

the CAISO to effectuate the requested bond offering and thus authorized the CAISO to file the Amendment.³

Pursuant to the Amendment, the amounts of net funds to be generated by the bond issuance will be \$60 million for the new money issue and \$139 million, if used, to refund existing debt. The difference between the requested maximum issuance of \$215 million and the sum of \$60 million and \$139 million represents issuance costs, a debt service reserve fund, and a bond premium on fixed rate bonds.

The CAISO proposes to increase the amount available to refund existing debt from \$135.1 million (as proposed in the Application) to \$139 million in order to fund the refinancing of the CAISO's Series 2000C bonds, which the CAISO had intended to refund using funds on hand. With the current volatility in the financial markets, the CAISO also requests authorization for an additional \$6 million for the refinancing, to bring the total amount requested to \$145 million, in the event unanticipated costs are encountered. Market conditions will determine whether the \$139 million in refinancing bonds will be issued. Recently the interest rates on some of the existing CAISO bonds have decreased and, if continued, this may obviate the need for the refinancing.

³ Materials regarding the bond issuance from the March 26-27, 2008 Board meeting are available on the CAISO Website at <http://www.caiso.com/1f8f/1f8fbd5d51440.html>.

II. PART 34 REQUIREMENTS

A. Section 34.3 Requirements

As required by Section 34.3 of the Commission's regulations (18 C.F.R. § 34.3) the CAISO provides the following information:

(a) Applicant's official name and principal business address.

This information is unchanged from the Application.

(b) State and date of incorporation; States within which applicant operates.

This information is unchanged from the Application.

(c) The name, address, and telephone number of the person at the CAISO authorized to receive notices and communications regarding this Amendment.

Philip Leiber
Chief Financial Officer and Treasurer
California Independent System Operator Corporation
151 Blue Ravine Road
Folsom, CA 95630
Tel: (916) 351-2168
Fax: (916) 351-2259

The CAISO requests that notices regarding this filing also be sent to:

Kenneth G. Jaffe
Alston & Bird LLP
950 F Street, NW
Washington, DC 20004
Tel: (202) 756-3300
Fax: (202) 756-3333

(d) Requested action date.

The CAISO respectfully requests that the Commission issue an order authorizing the CAISO to issue bonds as described in this

Amendment by May 5, 2008. In order to give the Commission sufficient time to review any comments submitted in response to the Amendment prior to the issuance of the order authorizing the bond issuance, the CAISO respectfully requests that the Commission direct an expedited comment period so that comments on the Amendment will be due by April 28, 2008.⁴ The CAISO seeks to execute its bond offering by June 12, 2008, and Commission approval of the offering several weeks in advance of the offering date is necessary to allow sufficient time to finalize the transaction including swap termination, 30-day notice of redemption of the existing bonds, and pricing of the new issue.

(e) Description of the securities proposed to be issued.

1. Type and nature of the securities.

The CAISO will issue fixed rate bonds.

2. Amount of securities.

The value of the bonds to be issued is not to exceed \$215 million, with the anticipated amount of \$206 million consisting of:

New money issue	\$ 60.0 million
Refinancing issue	\$139.0 million
Debt Service Reserve Fund	\$ 19.6 million

⁴ The CAISO does not anticipate that any party will submit comments critical of the Amendment. In this regard, the CAISO notes that only two parties submitted motions to intervene in response to the Application, and those filings did not contain any substantive comments.

Capitalized 2008 Interest	\$ 2.1 million
Costs of issuance	\$ 2.4 million
Other uses of funds	<u>\$ 4.2 million</u>
Subtotal	\$227.3 million
Other sources of funds	<u>(\$21.3 million)</u>
Total	\$206.0 million

3. Interest or dividend rate.

Anticipated interest rates under a fixed rate structure are 3 to 5 percent, depending on the date of maturity.

4. Dates of issuance and maturity.

The target issuance date for the bonds is early June of 2008.

Final maturity of the bonds will occur no later than March 2014.

5. Institutional rating, estimated future rating, or an explanation of why not rated.

The CAISO's underlying or issuer credit ratings are as follows:

Moody's: A2

Standard & Poor's: BBB+

The bonds would likely be issued without credit enhancement, and the ratings would reflect the CAISO's underlying or issuer ratings noted above.

(f) The purpose for which the securities are to be issued.

This information is unchanged from the Application.

(g) State Applications.

This information is unchanged from the Application.

(h) Facts relied upon to show that the issuance is lawful and necessary.

The CAISO Governing Board approved the transaction at the March 26-27, 2008 Board meeting. The Board resolutions approving the issuance of these bonds are attached in Exhibit B. In all other respects, this information is unchanged from the Application.

(i) Statement of bond indentures and/or other limitations on issuance of debt.

This information is unchanged from the Application.

(j) Summary of rate changes.

The present filing includes amended pro forma financial statements for the time-period from January 1, 2007 through December 31, 2007.

B. Section 34.4 Requirements

In accordance with Section 34.4 of the Commission's regulations, 18

C.F.R. § 34.4, the CAISO provides the following exhibits:

Exhibit B- In addition to the information provided in items (1)-(5) in Exhibit B to the Application, the CAISO now provides the following:
(6) Resolution adopted by the CAISO Governing Board authorizing the CAISO 2008 new money issuance.
(7) Resolution adopted by the CAISO Governing Board authorizing the refinancing of existing CAISO bonds.

Exhibit C- Projected *Pro Forma* Balance Sheets of the CAISO for the twelve months ending 12/31/2007, and Schedule of Pro Forma Adjustments

Exhibit D- Projected *Pro Forma* Income Statements for the twelve months ending 12/31/2007

Exhibit E- Projected *Pro Forma* Statement of Cash Flows for the twelve months ending 12/31/2007 and calculation of interest coverage

Exhibit G- Indicative bond run numbers for Series 2008 Refunding & New Money Bonds showing sources and uses of funds for a fixed rate offering of \$206 million.

The Amendment does not contain any changes to Exhibits A, F, and H as those exhibits were provided in the Application.

C. Request for Exemption from or, in the Alternative, Waiver of, the Requirements of Section 34.2(a)

With respect to the CAISO's proposed bond issuance, Section 34.2(b)(4) of the Commission's regulations, 18 C.F.R. § 34.2(b)(4), provides an exemption from the competitive bid and negotiated placement requirements of Section 34.2(a) of the Commission's regulations, 18 C.F.R. § 34.2(a). The exemption applies to securities to be issued "in support of or to guarantee securities issued by governmental or quasi-governmental bodies for the benefit of the utility."

A governmental entity will issue the bonds for the benefit of the CAISO. The CAISO anticipates filing an application for issuance through a State of California government entity conduit issuer subsequent to the filing of this FERC application. The CAISO's bonds for the year 1998 were issued through the California Economic Development Financing Authority and for years 2000, 2004, and 2007 through the California Infrastructure and Economic Development Bank. (The first-named organization was replaced by the latter subsequent to 1998.)

III. SERVICE OF DOCUMENTS

The CAISO has served copies of this transmittal letter and all attachments on the California Public Utilities Commission, the California Energy Commission,

the California Electricity Oversight Board, and all parties in the above-referenced proceeding. In addition, the CAISO is making the transmittal letter and attachments available to all CAISO Market Participants by posting them on the CAISO Website, www.aiso.com.

IV. CONCLUSION

WHEREFORE, the CAISO respectfully requests that the Commission take the following actions with respect to this Amendment:

- authorize the CAISO's proposed bond issuance in an amount not to exceed \$215 million;
- grant the appropriate exemption from or, in the alternative, waiver of the requirements of 18 C.F.R. § 34.2(a), concerning the methods by which securities are to be issued;
- direct an expedited comment period so that comments on the Amendment will be due by April 28, 2008; and
- issue its order authorizing the above requests by no later than May 5, 2008.

Respectfully submitted,

 ^{BLM}
Philip Leiber

Philip Leiber
Chief Financial Officer and Treasurer
California Independent
System Operator Corporation


Bradley R. Miliauskas

Kenneth G. Jaffe
Bradley R. Miliauskas
Alston & Bird LLP

**Counsel for the California
Independent System Operator
Corporation**


Dated: April 10, 2008

VERIFICATION

STATE OF CALIFORNIA)
)
CITY OF FOLSOM)
COUNTY OF SACRAMENTO)

DOCKET NO.
ES08-36-000


PHILIP LEIBER, being duly sworn, on oath, says that he is the PHILIP LEIBER identified in the foregoing document; that he caused to be prepared such document; and that the information appearing therein is true to the best of his knowledge and belief.



PHILIP LEIBER

State of California)
)
County of Sacramento)

Subscribed and sworn to (or affirmed) before me on this 8th day of April, 2008, by Michelle Gamble, proved to me on the basis of satisfactory evidence to be the person who appeared before me.



Notary Public



ACKNOWLEDGMENT

State of California
County of Sacramento)

On 4/8/08 before me, Michelle Gamble
(insert name and title of the officer)

personally appeared Philip Leiber,
who proved to me on the basis of satisfactory evidence to be the person(s) whose name(s) is/are
subscribed to the within instrument and acknowledged to me that he/she/they executed the same in
his/her/their authorized capacity(ies), and that by his/her/their signature(s) on the instrument the
person(s), or the entity upon behalf of which the person(s) acted, executed the instrument.

I certify under PENALTY OF PERJURY under the laws of the State of California that the foregoing
paragraph is true and correct.

WITNESS my hand and official seal.

Signature M. Gamble (Seal)



Re: Verification for Philip Leiber

EXHIBIT B

Motion

NEW MONEY BORROWING RESOLUTION (2008-03-26)

MOVED, that the ISO Board of Governors authorizes and empowers the Chief Executive Officer or the Chief Financial Officer of the California Independent System Operator Corporation (the "Corporation") in the name and on the behalf of the Corporation, to perform the following:

Issue fixed rate bonds in an amount not to exceed \$70,000,000 through the California Infrastructure and Economic Development Bank (Bond Offering);

Borrow money, incur other obligations and guarantee the obligations of the Corporation in an amount not to exceed \$70,000,000, and in furtherance thereof to execute and deliver from time to time any note or other instrument evidencing indebtedness or other obligations of the Corporation, including related agreements and documents and guarantees of obligations or endorsements of notes, when deemed to be in the best interests of the Corporation, at a rate or rates of interest, and upon such other term or terms as shall be agreed upon by such officers;

Procure bond insurance to secure such bonds to the extent determined advantageous by such officers and to enter into agreements related thereto; and

MOVED, that the Board authorizes and directs Management to take any and all actions necessary and appropriate to execute an interest rate swap to partially hedge the bonds; and

MOVED, that the Board authorizes the Chief Executive Officer or the Chief Financial Officer of the Corporation to take any and all other action necessary to effectuate the Bond Offering, and further authorizes any other agent(s) of the Corporation to whom the Chief Executive Officer or the Chief Financial Officer may delegate such necessary actions in writing.

Moved: Page Second: Capuano

Board Action:	Passed	Vote Count:
Capuano	Y	5-0-0
Doll	Y	
Gage	Y	
Page	Y	
Wilrich	Y	

Motion Number: 2008-03-G4

Motion

REFINANCING RESOLUTION (2008-03-26)

MOVED, that the ISO Board of Governors authorizes and empowers the Chief Executive Officer or the Chief Financial Officer of the California Independent System Operator Corporation (the "Corporation") in the name and on the behalf of the Corporation, to perform the following:

Retire the Corporation's existing debt, consisting of Series 2000, Series 2004 and Series 2007 bonds with an outstanding amount of \$139,000,000 as of April 2, 2008, through the issuance of new fixed rate bonds in an amount not to exceed \$145,000,000 through the California Infrastructure and Economic Development Bank (the "Refinancing");

In order to effectuate the refinancing: borrow money, incur other obligations and guarantee the obligations of the Corporation in an amount not to exceed \$145,000,000, and in furtherance thereof to execute and deliver from time to time any note or other instrument evidencing indebtedness or other obligations of the Corporation, including related agreements and documents and guaranties of obligations or endorsements of notes, when deemed by them to be in the best interests of the Corporation, at a rate or rates of interest, and upon such other term or terms as shall be agreed upon by such officers;

Procure bond insurance to secure such bonds to the extent determined advantageous by such officers and to enter into agreements related thereto; and

MOVED, that the Board authorizes and directs Management to take any and all actions necessary and appropriate to terminate or modify existing interest rate swaps relating to any bonds refunded, or procure new off- setting interest rate swaps as Management shall determine necessary or appropriate in connection with the refunding of the bonds; and

MOVED, that the Board authorizes the Chief Executive Officer or the Chief Financial Officer of the Corporation to take any and all other action necessary to effectuate the Bond Offering, and further authorizes any other agent(s) of the Corporation to whom the Chief Executive Officer or the Chief Financial Officer may delegate such necessary actions in writing.

Moved: Page Second: Gage

Board Action:	Passed	Vote Count:	5-0-0
Capuano	Y		
Doll	Y		
Gage	Y		
Page	Y		
Willich	Y		

Motion Number: 2008-03-G5

EXHIBIT C

Exhibit C
California Independent System Operator Corporation
Balance Sheet (Unaudited)
December 31, 2007

Line No.	Title of Account (FERC Account)	Balance December 31, 2007	Pro Forma Adjustments For Issuance of Bonds	Balance After Pro Forma Adjustments	Pro Forma Adjustments For Bond Amortization	12/31/2007 Balance After Pro Forma Adjustments
1	ASSETS AND OTHER DEBITS					
2	Utility Plant					
3	Utility Plant (101-106,114)	\$ 251,087,607		\$ 251,087,607		\$ 251,087,607
4	Construction Work in Progress (107)	192,724,143		192,724,143		192,724,143
5	Total Utility Plant	443,811,750		443,811,750		443,811,750
6	(Less) Accum. Prov. For Depr. Amor. Depl. (108,110,111,115)	237,093,479		237,093,479		237,093,479
7	Net Utility Plant	206,718,271		206,718,271		206,718,271
8						
9	Other Property and Investments					
10	Other Investments (124)	61,859,841		61,859,841		61,859,841
11	Sinking Funds (125)	-		-		-
12	Other Special Funds (128)	139,622,700	\$ 41,085,000	180,707,700		180,707,700
13	Total Other Property and Investments	201,482,541	41,085,000	242,567,541	-	242,567,541
14						
15	Current and Accrued Assets					
16	Cash (131)	66,001,429		66,001,429	(39,310,214)	26,691,215
17	Special Deposits (132-134)	62,466,308	21,712,856	84,179,164	-	84,179,164
18	Working Fund (135)	1,840		1,840		1,840
19	Customer Accounts Receivable (142)	850,698		850,698		850,698
20	Other Accounts Receivable (143)	1,440,497		1,440,497		1,440,497
21	Prepayments (165)	3,979,375		3,979,375		3,979,375
22	Interest and Dividends Receivable (171)	1,803,238		1,803,238		1,803,238
23	Accrued Utility Revenues (173)	46,730,847		46,730,847		46,730,847
24	Total Current and Accrued Assets	183,274,232	21,712,856	204,987,088	(39,310,214)	165,676,874
25						
26	Deferred Debits					
27	Unamortized Debt Expense/Loss on Refunding (181)	1,205,724	4,155,008	5,360,732	(692,501)	4,668,231
28	Clearing Accounts (184)	(3,195,374)		(3,195,374)		(3,195,374)
29	Total Deferred Debits	(1,989,650)	4,155,008	2,165,358	(692,501)	1,472,857
30						
31	TOTAL ASSETS	\$ 589,485,394	\$ 66,952,864	\$ 656,438,258	\$ (40,002,715)	\$ 616,435,543
32						
33	See notes to Balance Sheet					

Exhibit C
California Independent System Operator Corporation
Balance Sheet (Unaudited)
December 31, 2007

Line No.	Title of Account (FERC Account)	Balance December 31, 2007	Pro Forma Adjustments For Issuance of Bonds	Balance After Pro Forma Adjustments	Pro Forma Adjustments For Bond Amortization	Balance After Pro Forma Adjustments
33	LIABILITIES AND OTHER CREDITS					
34	Proprietary Capital					
35	Retained Earnings (215, 215.1, 216)	\$ 207,326,205		\$ 207,326,205	\$ (5,398,071)	\$ 201,928,134
36	Total Proprietary Capital	<u>207,326,205</u>		<u>207,326,205</u>	<u>(5,398,071)</u>	<u>201,928,134</u>
37						
38	Long-Term Debt					
39	Bonds (221)	189,700,000	56,995,000	246,695,000	(32,945,000)	213,750,000
40	Total Long-Term Debt	<u>189,700,000</u>	<u>56,995,000</u>	<u>246,695,000</u>	<u>(32,945,000)</u>	<u>213,750,000</u>
41						
42	Other NonCurrent Liabilities					
43	Accumulated Provision for Pensions and Benefits (228.3)	8,519,403	9,957,864	8,519,403	(1,659,644)	8,519,403
44	Unamortized Bond Premium			9,957,864		8,298,220
45	Long-term Portion of Derivative Instrument Liabilities	-	-	-	-	-
46	Total Other NonCurrent Liabilities	<u>8,519,403</u>	<u>9,957,864</u>	<u>18,477,267</u>	<u>(1,659,644)</u>	<u>16,817,623</u>
47						
48	Current and Accrued Liabilities					
49	Accounts Payable (232)	27,156,356		27,156,356		27,156,356
50	Customer Deposits (235)	101,572,637		101,572,637		101,572,637
51	Taxes Accrued (236)	26,493		26,493		26,493
52	Total Current and Accrued Liabilities	<u>128,755,486</u>	<u>-</u>	<u>128,755,486</u>	<u>-</u>	<u>128,755,486</u>
53						
54	Deferred Credits					
55	Other Deferred Credits (253)	55,184,300		55,184,300		55,184,300
56	Total Deferred Credits	<u>55,184,300</u>	<u>-</u>	<u>55,184,300</u>	<u>-</u>	<u>55,184,300</u>
57						
58	TOTAL LIABILITIES AND STOCKHOLDERS EQUITY	<u>\$ 589,485,394</u>	<u>\$ 66,952,864</u>	<u>\$ 656,438,258</u>	<u>\$ (40,002,715)</u>	<u>\$ 616,435,543</u>
59						
60	See notes to Balance Sheet					

Exhibit C
California Independent System Operator Corporation
Notes to Balance Sheet (Unaudited)
December 31, 2007

Line No.	Description	Pro Forma Adjustments
1	Issuance of Bonds	
2	The Proforma adjustments reflecting the issuance of bonds have the following components:	
3		
4	Source and Use of Bond Proceeds	
5	Bond Proceeds - Par Amount	\$ 195,995,000
6	Bond Proceeds - Net Premium	9,957,864
7	2007 Construction Fund	2,362,216
8	Other Sources of Funds	18,915,000
9	Bond Proceeds	<u>\$ 227,230,080</u>
10		
11	Use of Proceeds	
12	Debt Service Reserve Fund	\$ 19,599,500
13	Special Deposits - Capitalized Interest and Expense Fund	2,113,356
14	Unamortized Debt Expense - Costs of issuance	364,000
15	Unamortized Debt Expense - Underwriter's discount, Bond insurance	1,986,499
16	Swap Termination Fee	1,800,000
17	Additional Proceeds	4,509
18	Bond Refunding	139,000,000
19	Special Funds - Construction Fund	62,362,216
20	Bonds issued	<u>\$ 227,230,080</u>
21	No construction costs funded during period	
22		
23	Bond Amortization	
24	The Proforma adjustments reflecting the amortization of bonds have the following components:	
25		
26	Issuance date - January 1, 2008 (Actual issuance will be on during June-July 2008--1/1/2008 is assumed for purposes	
27	of this pro-forma statement.	3,415,669%
28	Amortization date - December 31, 2007	<u>\$ 7,034,668</u>
29	Interest rate - all in	
30	Interest cost - Year 1 (line 29 x (line 5 + line 6))	\$ 32,945,000
31	Principal reduction:	40,850,000
32	Year 1	42,045,000
33	Year 2	25,130,000
34	Year 3	29,800,000
35	Year 4	25,225,000
36	Year 5	<u>\$ 195,995,000</u>
37	Year 6	
38	Total	<u>\$ 692,501</u>
39	Unamortized Debt Expense	<u>\$ 1,659,644</u>
40	Method - ratably over 6 years	
41	Expense - Year 1 ((line 14 + line 15 + line 16 + line 17) / 6)	<u>\$ 669,454</u>
42	Interest and principal reduction paid from cash account	
43	Bond Premium Amortization	
44	Revenues	
	Interest Income	
45	No adjustment was made to increase GMC revenues to cover the proforma debt service	

EXHIBIT D

Exhibit D
California Independent System Operator Corporation
Statement of Income (Unaudited)
For the Year Ended December 31, 2007

Line No.	Title of Account (FERC Account)	Year Ended December 31, 2007	Pro Forma Adjustments For Bond Amortization	12/31/2007 Balance After Pro Forma Adjustments
1	Utility Operating Income			
2	Operating Revenues (400)	\$ 198,083,829		\$ 198,083,829
3				
4	Operating Expenses			
5	Operating Expenses (401)	116,852,975		116,852,975
6	Maintenance Expenses (402)	20,621,113		20,621,113
7	Depreciation Expense (403)	14,163,650		14,163,650
8	Taxes Other Than Income Taxes (408.1)	318,619		318,619
9	Total Utility Operating Expenses	<u>151,956,357</u>		<u>151,956,357</u>
10				
11	Net Utility Operating Income	<u>46,127,472</u>		<u>46,127,472</u>
12				
13	Other Income			
14	Interest and Dividend Income (419)	12,856,528	669,454	13,525,982
15	Miscellaneous Non-operating Income (421)	227,092		227,092
16	Total Other Income	<u>13,083,620</u>	<u>669,454</u>	<u>13,753,074</u>
17				
18	Interest Charges			
19	Interest on Long-term Debt (427)	6,883,688	\$ 7,034,668	13,918,356
20	Amortization of Debt Expense/Loss of Refunding (428)	505,058	692,501	1,197,559
21	Amortization of Bond Premium	-	(1,659,644)	(1,659,644)
22	Other Interest Expense (431)	6,738,046	-	6,738,046
23	Net Interest Charges	<u>14,126,792</u>	<u>6,067,525</u>	<u>20,194,317</u>
24				
25	Net Income	<u>\$ 45,084,300</u>	<u>\$ (5,398,071)</u>	<u>\$ 39,686,229</u>
26				
27	See notes to Statement of Income			

Exhibit D
California Independent System Operator Corporation
Notes to Statement of Income (Unaudited)
December 31, 2007

Line No.	Description	Pro Forma Adjustments
1	Issuance of Bonds	
2	The Proforma adjustments reflecting the issuance of bonds have the following components:	
3		
4	Source and Use of Bond Proceeds	
5	Bond Proceeds	\$ 195,995,000
6	Bond Proceeds - Net Premium	9,957,864
7	2007 Construction Fund	2,362,216
8	Other Sources of Funds	18,915,000
9	Bond Proceeds	<u>\$ 227,230,080</u>
10		
11	Use of Proceeds	
12	Debt Service Reserve Fund	\$ 19,599,500
13	Special Deposits - Capitalized Interest and Expense Fund	2,113,356
14	Unamortized Debt Expense - Costs of issuance	364,000
15	Unamortized Debt Expense - Underwriter's discount, Bond insurance	1,986,499
16	Swap Termination Fee	1,800,000
17	Additional Proceeds	4,509
18	Bond Refunding	139,000,000
19	Special Funds - Construction Fund	62,362,216
20	Bonds issued	<u>\$ 227,230,080</u>
21	No construction costs funded during period	
22		
23	Bond Amortization	
24	The Proforma adjustments reflecting the amortization of bonds have the following components:	
25		
26	Issuance date - January 1, 2008 (Actual issuance will be on during June-July 2008-1/1/2008 is assumed for purposes	
27	of this pro-forma statement.	
28	Amortization date - December 31, 2007	
29	Interest rate - all in	3.415669%
30	Interest cost - Year 1 (line 29 x (line 5 + line 6))	<u>\$ 7,034,668</u>
31	Principal reduction:	
32	Year 1	\$ 32,945,000
33	Year 2	40,850,000
34	Year 3	42,045,000
35	Year 4	25,130,000
36	Year 5	29,800,000
37	Year 6	25,225,000
38	Total	<u>\$ 195,995,000</u>
39	Unamortized Debt Expense	
40	Method - ratably over 6 years	
41	Expense - Year 1 ((line 14 + line 15 + line 16 + line 17) / 6)	\$ 692,501
42	Interest and principal reduction paid from cash account	
43	Bond Premium Amortization	<u>\$ 1,659,644</u>
44		
45	Revenues	
46	No adjustment was made to increase GMC revenues to cover the proforma debt service	

EXHIBIT E

Exhibit E
California Independent System Operator Corporation
Statement of Cash Flows (Unaudited)
For the Year Ended December 31, 2007

Line No.	Account Description	Year Ended December 31, 2007	Pro Forma Adjustments For Issuance of Bonds	Balance After Pro Forma Adjustments	Pro Forma Adjustments For Bond Amortization	12/31/2007 Balance After Pro Forma Adjustments
1	Net Cash Flow from Operating Activities					
2	Net Income	\$ 45,084,300		\$ 45,084,300	\$ (5,398,071)	\$ 39,686,229
3	Noncash Charges (Credits) to Income:					
4	Depreciation and Depletion	14,163,650		14,163,650		14,163,650
5	Amortization of Debt Expense/Loss on Refunding	505,058		505,058	692,501	1,197,559
6	Amortization of Bond Premium				(1,659,644)	(1,659,644)
7	Net (Increase) Decrease in Receivables	(5,540,874)		(5,540,874)		(5,540,874)
8	Net Increase (Decrease) in Payables and Accrued Expenses	(2,167,329)		(2,167,329)		(2,167,329)
9	Net Increase (Decrease) in Other Deferred Credits	6,100,588		6,100,588		6,100,588
10	Net Cash Provided by (Used In) Operating Activities	<u>58,145,393</u>		<u>58,145,393</u>	<u>(6,365,214)</u>	<u>51,780,179</u>
11						
12	Cash Flows From Investment Activities					
13	Gross Additions to Common Utility Plant	(54,975,197)		(54,975,197)		(54,975,197)
14	Net Proceeds from Sales (Purchases) of Investments	9,824,301		9,824,301		9,824,301
15	Net Cash Provided By (Used In) Investing Activities	<u>(45,150,896)</u>		<u>(45,150,896)</u>		<u>(45,150,896)</u>
16						
17	Cash Flows from Financing Activities					
18	Net Proceeds from Issuance of Long-Term Debt	59,168,091	\$ 201,797,857	260,965,948		260,965,948
19	Decrease in Customer Deposits	49,712,706		49,712,706		49,712,706
20	Payments for Retirement of Long-Term Debt	(58,700,000)	(139,000,000)	(197,700,000)	(32,945,000)	(230,645,000)
21	Increase in Sinking Funds	-		-		-
22	(Increase) Decrease in Special Deposits	1,578,703	(21,712,856)	(20,134,153)		(20,134,153)
23	Net Decrease (Increase) Other Special Funds	(66,805,360)	(41,085,000)	(107,890,360)		(107,890,360)
24	Net Cash Provided By (Used In) Financing Activities	<u>(15,045,860)</u>	<u>0</u>	<u>(15,045,860)</u>	<u>(32,945,000)</u>	<u>(47,990,860)</u>
25						
26	Net Increase (Decrease) in Cash and Cash Equivalents	(2,051,363)	0	(2,051,363)	(39,310,214)	(41,361,577)
27						
28	Cash and Cash Equivalents at Beginning of Period	68,052,792		68,052,792		68,052,792
29						
30	Cash and Cash Equivalents at End of Period	<u>\$ 66,001,429</u>	<u>\$ 0</u>	<u>\$ 66,001,429</u>	<u>\$ (39,310,214)</u>	<u>\$ 26,691,215</u>
31						
32	See notes to Statement of Cash Flows					

Exhibit E
California Independent System Operator Corporation
Notes to Statement of Cash Flows (Unaudited)
December 31, 2007

Line No.	Description	Pro Forma Adjustments
1	Issuance of Bonds	
2	The Proforma adjustments reflecting the issuance of bonds have the following components:	
3		
4	<u>Source and Use of Bond Proceeds</u>	
5	Bond Proceeds - Par Amount	\$ 195,995,000
6	Bond Proceeds - Net Premium	9,957,864
7	2007 Construction Fund	2,362,216
8	Other Sources of Funds	18,915,000
9	Bond Proceeds	<u>\$ 227,230,080</u>
10		
11	Use of Proceeds	
12	Debt Service Reserve Fund	19,599,500
13	Special Deposits - Capitalized Interest and Expense Fund	2,113,356
14	Unamortized Debt Expense - Costs of issuance	364,000
15	Unamortized Debt Expense - Underwriter's discount, Bond insurance	1,986,499
16	Swap Termination Fee	1,800,000
17	Additional Proceeds	4,509
18	Refunding of Bonds	\$ 139,000,000
19	Special Funds - Construction Fund	62,362,216
20	Bonds issued	<u>\$ 227,230,080</u>
21	No construction costs funded during period	
22		
23	Bond Amortization	
24	The Proforma adjustments reflecting the amortization of bonds have the following components:	
25		
26	Issuance date - January 1, 2008 (Actual issuance will be on during June-July 2008--1/1/2008 is assumed for purposes of this pro-forma statement)	3.415669%
27	Amortization date - December 31, 2007	<u>\$ 7,034,668</u>
28	Interest rate - all in	
29	Interest cost - Year 1 (line 29 x (line 5 + line 6))	\$ 32,945,000
30	Principal reduction:	40,850,000
31	Year 1	42,045,000
32	Year 2	25,130,000
33	Year 3	29,800,000
34	Year 4	25,225,000
35	Year 5	<u>\$ 195,995,000</u>
36	Year 6	
37	Total	
38	Unamortized Debt Expense	
39	Method - ratably over 6 years	
40	Expense - Year 1 ((line 14 + line 15 + line 16 + line 17) / 6)	<u>\$ 692,501</u>
41	Interest and principal reduction paid from cash account	
42	Bond Premium Amortization	<u>\$ 1,659,644</u>
43		
44		
45	Revenues	
46	No adjustment was made to increase GMC revenues to cover the proforma debt service	

Exhibit E
 California Independent System Operator Corporation
 Schedule of Interest Coverage
 For the Year Ended December 31, 2007

Line No.	Description	Year Ended December 31, 2007	Pro Forma Adjustments For Bond Amortization	12/31/2007 Balance After Pro Forma Adjustments
1	Net Income	\$ 45,084,300	\$ (5,398,071)	\$ 39,686,229
2				
3	Add Back Interest Expense:			
4	Interest on Long-Term Debt	6,883,688	7,034,668	13,918,356
5	Amortization of Debt Discount and Expense	505,058	692,501	1,197,559
6	Other Interest Expense	6,738,046		6,738,046
7	Total Interest Expense	<u>14,126,792</u>	<u>7,727,169</u>	<u>21,853,961</u>
8				
9	Income before Interest	<u>\$ 59,211,092</u>	<u>\$ 2,329,098</u>	<u>\$ 61,540,190</u>
10				
11	Total Interest Expense (line 7)	\$ 14,126,792	\$ 7,727,169	\$ 21,853,961
12	Interest capitalized to Utility Plant	1,600,000		1,600,000
13	Total Interest Incurred	<u>\$ 15,726,792</u>	<u>\$ 7,727,169</u>	<u>\$ 23,453,961</u>
14				
15	Computation of Interest Coverage			
16	Interest coverage (line 9 / line 13)	<u>3.76</u>		<u>2.62</u>

Exhibit E
California Independent System Operator Corporation
Notes to Schedule of Interest Coverage
December 31, 2007

Line No.	Description	Pro Forma Adjustments
1	Issuance of Bonds	
2	The Proforma adjustments reflecting the issuance of bonds have the following components:	
3		
4	<u>Source and Use of Bond Proceeds</u>	
5	Bond Proceeds	\$ 195,995,000
6	Bond Proceeds - Net Premium	9,957,864
7	2007 Construction Fund	2,362,216
8	Other Sources of Funds	\$ 18,915,000
9	Bond Proceeds	<u>\$ 227,230,080</u>
10		
11	Use of Proceeds	
12	Debt Service Reserve Fund	\$ 19,599,500
13	Special Deposits - Capitalized Interest and Expense Fund	2,113,356
14	Unamortized Debt Expense - Costs of issuance	364,000
15	Unamortized Debt Expense - Underwriter's discount, Bond insurance	1,986,499
16	Swap Termination Fee	1,800,000
17	Additional Proceeds	4,509
18	Bond Refunding	139,000,000
19	Special Funds - Construction Fund	62,362,216
20	Bonds issued	<u>\$ 227,230,080</u>
21		
22		
23	Bond Amortization	
24	The Proforma adjustments reflecting the amortization of bonds have the following components:	
25	Issuance date - January 1, 2008 (Actual issuance will be on during June-July 2008--1/1/2008 is assumed for purposes of this pro-forma statement.	
26	Amortization date - December 31, 2007	
28	Interest rate - all in	3.415669%
29	Interest cost - Year 1 (line 29 x (line 5 + line 6))	<u>\$ 7,034,668</u>
30	Principal reduction:	
31	Year 1	\$ 32,945,000
32	Year 2	40,850,000
33	Year 3	42,045,000
34	Year 4	25,130,000
35	Year 5	29,800,000
36	Year 6	25,225,000
37	Total	<u>\$ 195,995,000</u>
38	Unamortized Debt Expense	
39	Method - ratably over 6 years	
40	Expense - Year 1 ((line 14 + line 15 + line 16 + line 17) / 6)	\$ 692,501
41	Interest and principal reduction paid from cash account	

Revenues

No adjustment was made to increase GMC revenues to cover the proforma debt service

EXHIBIT G

TABLE OF CONTENTS

California Independent System Operator
Series 2008 Refunding and New Money Bonds
Fixed Rate - with Bond Insurance
Market Rates as of 3.27.2008

Report	Page
Sources and Uses of Funds	1
Summary of Refunding Results	2
Bond Pricing	3
Prior Bond Debt Service	4
Bond Debt Service Breakdown	5
Detailed Bond Debt Service	6
Net Debt Service Breakdown	7
Bond Summary Statistics	8
Project Fund	9
Cost of Issuance	10
Escrow Requirements	11
Escrow Sufficiency	12
Net Debt Service	13

SOURCES AND USES OF FUNDS

California Independent System Operator
Series 2008 Refunding and New Money Bonds
Fixed Rate - with Bond Insurance
Market Rates as of 3.27.2008

Sources:	REF_AAA	2008_FIX	Total
Bond Proceeds:			
Par Amount	131,415,000.00	64,580,000.00	195,995,000.00
Premium	5,260,343.20	4,697,521.05	9,957,864.25
	<u>136,675,343.20</u>	<u>69,277,521.05</u>	<u>205,952,864.25</u>
Other Sources of Funds:			
2004 DSRF Release	12,410,000.00		12,410,000.00
2004 DSRF GIC Payment	505,000.00		505,000.00
2007 DSRF Release	6,000,000.00		6,000,000.00
2007 Construction Fund	2,362,216.28		2,362,216.28
	<u>21,277,216.28</u>		<u>21,277,216.28</u>
	<u>157,952,559.48</u>	<u>69,277,521.05</u>	<u>227,230,080.53</u>
Uses:			
Project Fund Deposits:			
Project Fund		60,000,000.00	60,000,000.00
Refunding Escrow Deposits:			
Cash Deposit	139,000,000.00		139,000,000.00
Other Fund Deposits:			
Debt Service Reserve Fund	13,141,500.00	6,458,000.00	19,599,500.00
Capitalized Interest		2,113,356.48	2,113,356.48
	<u>13,141,500.00</u>	<u>8,571,356.48</u>	<u>21,712,856.48</u>
Delivery Date Expenses:			
Cost of Issuance	339,287.63	24,712.37	364,000.00
Underwriter's Discount	429,112.77	210,874.73	639,987.50
Bond Insurance (60bps)	876,960.08	469,551.00	1,346,511.08
	<u>1,645,360.48</u>	<u>705,138.10</u>	<u>2,350,498.58</u>
Other Uses of Funds:			
2007 Construction Fund	2,362,216.28		2,362,216.28
Swap Termination Fee	1,800,000.00		1,800,000.00
Additional Proceeds	3,482.72	1,026.47	4,509.19
	<u>4,165,699.00</u>	<u>1,026.47</u>	<u>4,166,725.47</u>
	<u>157,952,559.48</u>	<u>69,277,521.05</u>	<u>227,230,080.53</u>

SUMMARY OF REFUNDING RESULTS

California Independent System Operator
Series 2008 Refunding and New Money Bonds
Fixed Rate - with Bond Insurance
Market Rates as of 3.27.2008

Dated Date	05/01/2008
Delivery Date	05/01/2008
Arbitrage yield	3.231143%
Escrow yield	
Bond Par Amount	131,415,000.00
True Interest Cost	3.294159%
Net Interest Cost	3.107318%
Average Coupon	4.621591%
Average Life	2.428
Par amount of refunded bonds	139,000,000.00
Average coupon of refunded bonds	3.261230%
Average life of refunded bonds	2.312
PV of prior debt to 05/01/2008 @ 3.231143%	139,995,476.29
Net PV Savings	4,431,748.91
Percentage savings of refunded bonds	3.188309%
Percentage savings of refunding bonds	3.372331%

BOND PRICING

California Independent System Operator
 Series 2008 Refunding and New Money Bonds
 Fixed Rate - with Bond Insurance
 Market Rates as of 3.27.2008

Bond Component	Maturity Date	Amount	Rate	Yield	Price
Series 2008 Fixed, with Insurance, Refunding Serial Bonds:					
	02/01/2009	32,945,000	3.000%	2.300%	100.515
	02/01/2010	40,750,000	4.000%	2.550%	102.463
	02/01/2011	18,220,000	5.000%	2.750%	105.915
	02/01/2012	14,705,000	5.000%	3.020%	106.965
	02/01/2013	24,795,000	5.000%	3.170%	108.006
		<u>131,415,000</u>			
Series 2008_Fixed, Serial Bonds:					
	02/01/2010	100,000	4.000%	2.550%	102.463
	02/01/2011	23,825,000	5.000%	2.750%	105.915
	02/01/2012	10,425,000	5.000%	3.020%	106.965
	02/01/2013	5,005,000	5.000%	3.170%	108.006
	02/01/2014	25,225,000	5.000%	3.350%	108.559
		<u>64,580,000</u>			
		<u>195,995,000</u>			

Dated Date	05/01/2008	
Delivery Date	05/01/2008	
First Coupon	08/01/2008	
Par Amount	195,995,000.00	
Premium	9,957,864.25	
Production	205,952,864.25	105.080673%
Underwriter's Discount	-639,987.50	-0.326533%
Purchase Price	205,312,876.75	104.754140%
Accrued Interest		
Net Proceeds	205,312,876.75	

PRIOR BOND DEBT SERVICE

California Independent System Operator
Series 2008 Refunding and New Money Bonds
Fixed Rate - with Bond Insurance
Market Rates as of 3.27.2008

Period Ending	Principal	Coupon	Interest	Debt Service	Other Cash Flow	Total
02/01/2009	28,900,000	**	3,265,291.41	32,165,291.41	264,232.78	32,429,524.19
02/01/2010	55,600,000	**	3,408,428.80	59,008,428.80	299,862.38	59,308,291.18
02/01/2011	19,000,000	3.468%	1,890,059.98	20,890,059.98	153,265.78	21,043,325.76
02/01/2012	15,300,000	3.468%	1,231,140.04	16,531,140.04	103,303.47	16,634,443.51
02/01/2013	20,200,000	3.468%	700,536.01	20,900,536.01	62,028.66	20,962,564.67
	139,000,000		10,495,456.24	149,495,456.24	882,693.07	150,378,149.31

BOND DEBT SERVICE BREAKDOWN

California Independent System Operator
Series 2008 Refunding and New Money Bonds
Fixed Rate - with Bond Insurance
Market Rates as of 3.27.2008

Period Ending	Series 2008 Fixed, with Insurance	Series 2008_Fixed	Total
02/01/2009	37,073,262.50	2,421,000	39,494,262.50
02/01/2010	45,266,000.00	3,328,000	48,594,000.00
02/01/2011	21,106,000.00	27,049,000	48,155,000.00
02/01/2012	16,680,000.00	12,457,750	29,137,750.00
02/01/2013	26,034,750.00	6,516,500	32,551,250.00
02/01/2014		26,486,250	26,486,250.00
	146,160,012.50	78,258,500	224,418,512.50

DETAILED BOND DEBT SERVICE

California Independent System Operator
Series 2008 Refunding and New Money Bonds
Fixed Rate - with Bond Insurance
Market Rates as of 3.27.2008

Refunding Serial Bonds

Period Ending	Principal	Coupon	Interest	Debt Service
02/01/2009	32,945,000	3.000%	6,549,262.50	39,494,262.50
02/01/2010	40,850,000	4.000%	7,744,000.00	48,594,000.00
02/01/2011	42,045,000	5.000%	6,110,000.00	48,155,000.00
02/01/2012	25,130,000	5.000%	4,007,750.00	29,137,750.00
02/01/2013	29,800,000	5.000%	2,751,250.00	32,551,250.00
02/01/2014	25,225,000	5.000%	1,261,250.00	26,486,250.00
	195,995,000		28,423,512.50	224,418,512.50

NET DEBT SERVICE BREAKDOWN

California Independent System Operator
Series 2008 Refunding and New Money Bonds
Fixed Rate - with Bond Insurance
Market Rates as of 3.27.2008

Period Ending	Series 2008 Fixed, with Insurance	Series 2008_Fixed	Total
02/01/2009	36,754,797.05	112,499.61	36,867,296.66
02/01/2010	44,841,379.40	3,129,832.82	47,971,212.22
02/01/2011	20,681,379.40	26,850,832.82	47,532,212.22
02/01/2012	16,255,379.40	12,259,582.82	28,514,962.22
02/01/2013	12,468,629.40	6,318,332.82	18,786,962.22
02/01/2014		19,830,082.82	19,830,082.82
	131,001,564.65	68,501,163.71	199,502,728.36

BOND SUMMARY STATISTICS

California Independent System Operator
 Series 2008 Refunding and New Money Bonds
 Fixed Rate - with Bond Insurance
 Market Rates as of 3.27.2008

Dated Date	05/01/2008
Delivery Date	05/01/2008
Last Maturity	02/01/2014
Arbitrage Yield	3.231143%
True Interest Cost (TIC)	3.351643%
Net Interest Cost (NIC)	3.223757%
All-In TIC	3.415669%
Average Coupon	4.795993%
Average Life (years)	3.024
Duration of Issue (years)	2.819
Par Amount	195,995,000.00
Bond Proceeds	205,952,864.25
Total Interest	28,423,512.50
Net Interest	19,105,635.75
Total Debt Service	224,418,512.50
Maximum Annual Debt Service	48,594,000.00
Average Annual Debt Service	39,029,306.52

Bond Component	Par Value	Price	Average Coupon	Average Life	PV of 1 bp change
Refunding Serial Bonds	195,995,000.00	105.081	4.796%	3.024	57,717.05
	195,995,000.00			3.024	57,717.05

	TIC	All-In TIC	Arbitrage Yield
Par Value	195,995,000.00	195,995,000.00	195,995,000.00
+ Accrued Interest			
+ Premium (Discount)	9,957,864.25	9,957,864.25	9,957,864.25
- Underwriter's Discount	-639,987.50	-639,987.50	
- Cost of Issuance Expense		-364,000.00	
- Other Amounts	-1,346,511.08	-1,346,511.08	-1,346,511.08
Target Value	203,966,365.67	203,602,365.67	204,606,353.17
Target Date	05/01/2008	05/01/2008	05/01/2008
Yield	3.351643%	3.415669%	3.231143%

PROJECT FUND

California Independent System Operator
Series 2008 Refunding and New Money Bonds
Fixed Rate - with Bond Insurance
Market Rates as of 3.27.2008

Date	Deposit	Interest @ 3.2311426%	Principal	Scheduled Draws	Balance
05/01/2008	60,000,000		60,000,000	60,000,000	
	60,000,000	0	60,000,000	60,000,000	

Arbitrage Yield: 3.2311426%

COST OF ISSUANCE

California Independent System Operator
Series 2008 Refunding and New Money Bonds
Fixed Rate - with Bond Insurance
Market Rates as of 3.27.2008

Cost of Issuance	\$/1000	Amount
Upfront Conduit Fee	0.38266	75,000.00
Bond Counsel	0.51022	100,000.00
Issuer Counsel	0.20409	40,000.00
Regulatory Counsel	0.07653	15,000.00
Agent For Sale Fee	0.04592	9,000.00
Rating Fee - Moodys	0.25511	50,000.00
Rating Fee - S&P	0.22960	45,000.00
Trustee Acceptance/First	0.02551	5,000.00
Trustee Counsel	0.05102	10,000.00
Printing and Mailing OS	0.02041	4,000.00
Contingency	0.05102	10,000.00
TEFRA Expenses	0.00510	1,000.00
	1.85719	364,000.00

ESCROW REQUIREMENTS

California Independent System Operator
Series 2008 Refunding and New Money Bonds
Fixed Rate - with Bond Insurance
Market Rates as of 3.27.2008

Period Ending	Principal Redeemed	Total
05/01/2008	139,000,000.00	139,000,000.00
	139,000,000.00	139,000,000.00

ESCROW SUFFICIENCY

California Independent System Operator
Series 2008 Refunding and New Money Bonds
Fixed Rate - with Bond Insurance
Market Rates as of 3.27.2008

Date	Escrow Requirement	Net Escrow Receipts	Excess Receipts	Excess Balance
05/01/2008	139,000,000.00	139,000,000.00		
	139,000,000.00	139,000,000.00	0.00	

NET DEBT SERVICE

California Independent System Operator
Series 2008 Refunding Bonds

Period Ending	Principal	Interest	Total Debt Service	Debt Service Reserve Fund	Net Debt Service
02/01/2009	32,945,000	4,128,262.50	37,073,262.50	318,465.45	36,754,797.05
02/01/2010	40,750,000	4,516,000.00	45,266,000.00	424,620.60	44,841,379.40
02/01/2011	18,220,000	2,886,000.00	21,106,000.00	424,620.60	20,681,379.40
02/01/2012	14,705,000	1,975,000.00	16,680,000.00	424,620.60	16,255,379.40
02/01/2013	24,795,000	1,239,750.00	26,034,750.00	13,566,120.60	12,468,629.40
	131,415,000	14,745,012.50	146,160,012.50	15,158,447.85	131,001,564.65

NET DEBT SERVICE

CALIFORNIA INFRASTRUCTURE AND ECONOMIC DEVELOPMENT BANK

Revenue Bonds

(California Independent Systems Operator Corporation)

Series 2008

AAA Insured - (FSA or Assured)


Market Rates as of 3/3/2008

Period Ending	Principal	Interest	Total Debt Service	Annual Trustee, Rating, Conduit Fees	Debt Service Reserve Fund	Capitalized Interest	Net Debt Service
02/01/2009		2,421,000	2,421,000		156,500.39	2,152,000	112,499.61
02/01/2010	100,000	3,228,000	3,328,000	10,500	208,667.18		3,129,832.82
02/01/2011	23,825,000	3,224,000	27,049,000	10,500	208,667.18		26,850,832.82
02/01/2012	10,425,000	2,032,750	12,457,750	10,500	208,667.18		12,259,582.82
02/01/2013	5,005,000	1,511,500	6,516,500	10,500	208,667.18		6,318,332.82
02/01/2014	25,225,000	1,261,250	26,486,250	10,500	6,666,667.18		19,830,082.82
	64,580,000	13,678,500	78,258,500	52,500	7,657,836.29	2,152,000	68,501,163.71

CERTIFICATE OF SERVICE

I hereby certify that I have this day served a copy of the foregoing document upon all of the entities described in that document as receiving service, in accordance with the requirements of Rule 2010 of the Commission's Rules of Practice and Procedure (18 C.F.R. § 385.2010).

Dated at Washington, D.C. this 10th day of April, 2008.


Bradley R. Mifiauskas