

External Reporting Services Upgrade

The California ISO will be performing an upgrade to the External Reporting Services infrastructure.

Reports for the following application will be upgraded by this deployment:

- Credit Management Portal Reports
- Master File Reports
- RIMS5 Queue Reports
- SIBR Reports
- Transmission Registry Reports

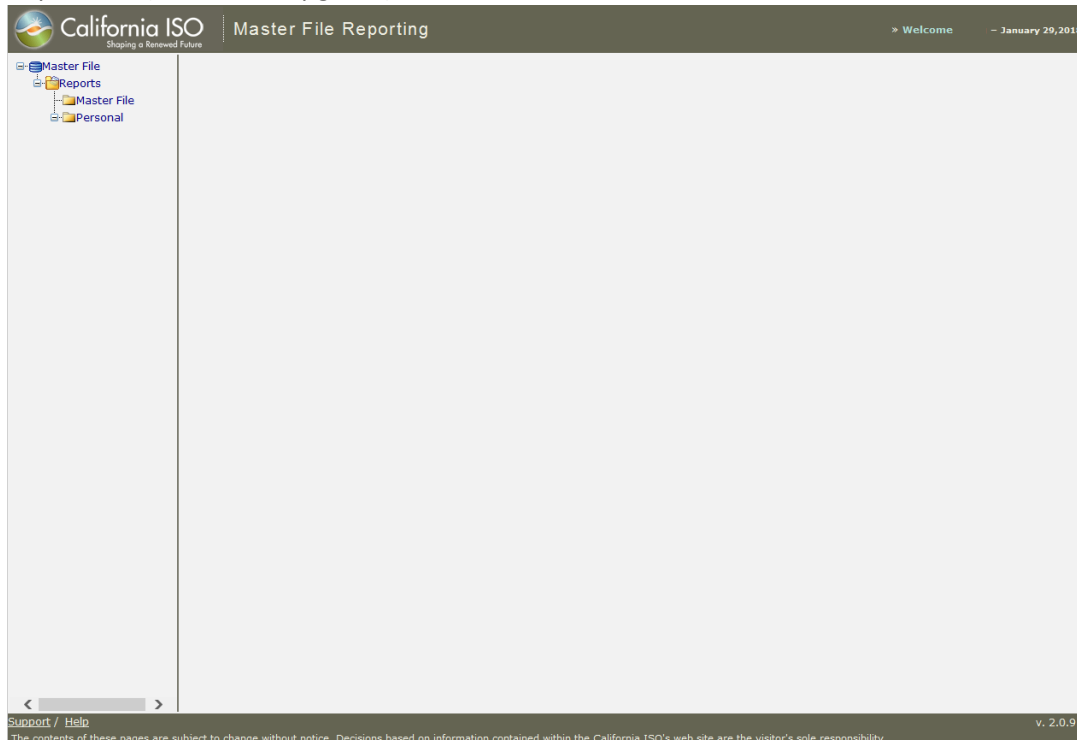
This upgrade provides some key benefits:

- Improved report response times
- Enabled Excel 2013 report exports (for up to 1 million exportable rows).

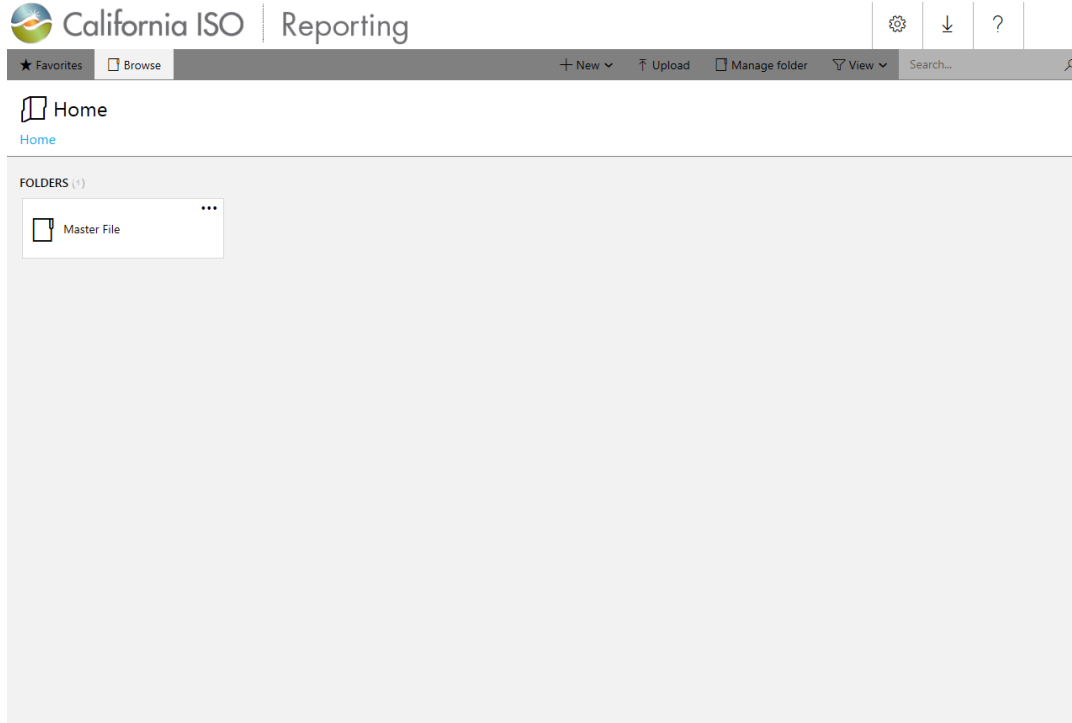
All reports currently deployed externally will be available and will function as they currently do under the upgraded reporting service. Users will notice the following differences in the report interface:

- New, simplified interface screens
- Color and font changes
- All report folders and reports will appear as icons instead of links

Report site (before the upgrade):



Report site (after the upgrade):



California ISO | Reporting

★ Favorites Browse + New Upload Manage folder View Search...

Home

Home

FOLDERS (1)

- Master File

Report folder contents (before the upgrade):



California ISO | Master File Reporting

Shipping a Renewed Future

Welcome - January 29, 2015

- Master File
 - Reports
 - Master File
 - Personal

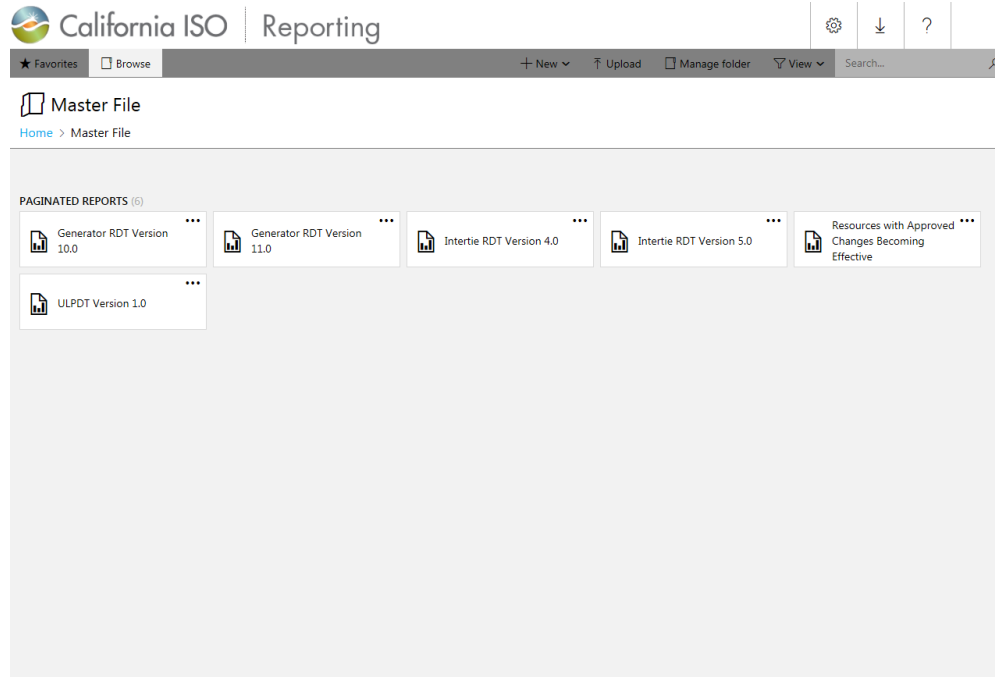
Reports You Can Run

- Generator RDT Version 10.0
- Generator RDT Version 11.0
- Intertie RDT Version 4.0
- Intertie RDT Version 5.0
- Resources with Approved Changes Becoming Effective
- ULPDT Version 1.0

Support / Help

The contents of these pages are subject to change without notice. Decisions based on information contained within the California ISO's web site are the visitor's sole responsibility. v. 2.0.9

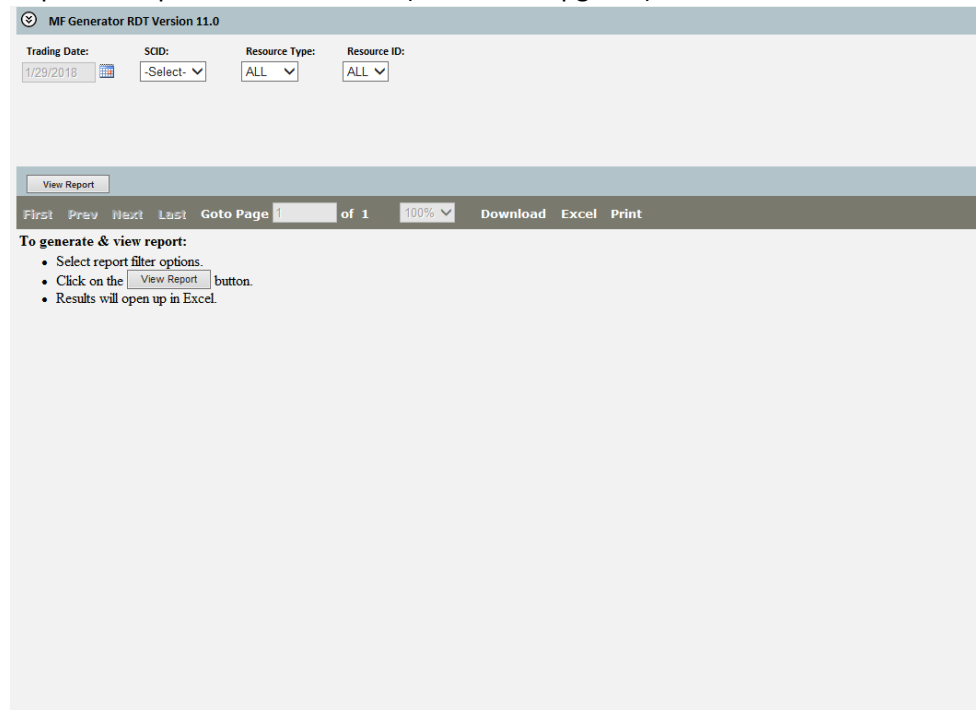
Report folder contents (after the upgrade):



The screenshot shows the California ISO Reporting interface. At the top, there is a navigation bar with the California ISO logo and the word "Reporting". Below this is a sub-navigation bar with "Master File" and a breadcrumb "Home > Master File". The main content area is titled "PAGINATED REPORTS (6)" and displays six report thumbnails:

- Generator RDT Version 10.0
- Generator RDT Version 11.0
- Intertie RDT Version 4.0
- Intertie RDT Version 5.0
- Resources with Approved Changes Becoming Effective
- ULPDT Version 1.0

Report with parameter selectors (before the upgrade):



The screenshot shows the California ISO Reporting interface for a specific report. The title is "MF Generator RDT Version 11.0". Below the title are four parameter selectors:

- Trading Date: 1/29/2018
- SID: -Select-
- Resource Type: ALL
- Resource ID: ALL

Below the selectors is a "View Report" button. At the bottom of the interface, there is a navigation bar with "First Prev Next Last Goto Page 1 of 1 100% Download Excel Print". Below the navigation bar, there is a section titled "To generate & view report:" with the following instructions:

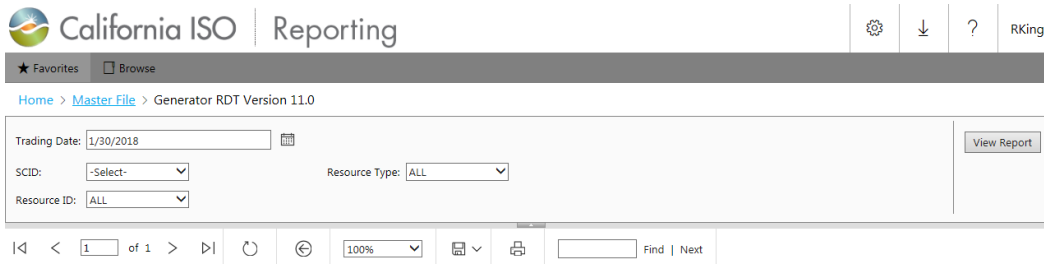
- Select report filter options.
- Click on the button.
- Results will open up in Excel.


Report with parameter selectors (before the upgrade):

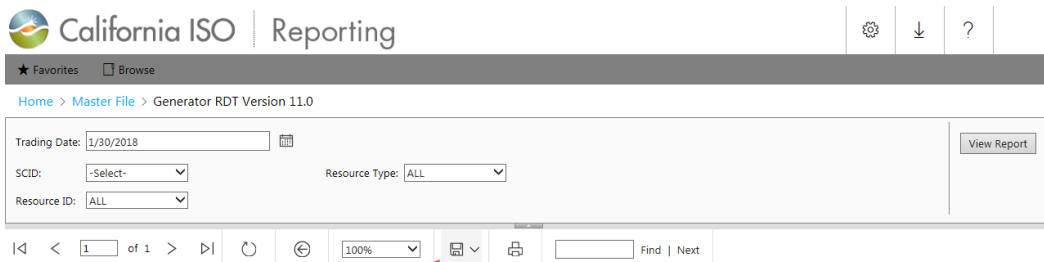
[Home](#) > [Master File](#) > Generator RDT Version 11.0


Trading Date: <input type="text"/>	<input type="button" value="View Report"/>
SCID: <input type="text"/>	Resource Type: <input type="text" value="<Select a Value>"/>
Resource ID: <input type="text"/>	

- Reports that download their results (in Excel format) will include text in the online report output to instruct the user:



To export the report, please open the Export menu () and select Excel designed by OfficeWriter



To export the report, please open the Export menu () and select Excel designed by OfficeWriter

For more information, please contact:

- California ISO Service Desk: (916) 351-2309 or (888) 889-0450
- Customer Service: (916) 608-7320