
 California ISO	External Use	Version No.	1.2
		Effective Date	<i>October 2018</i>
MRI-Settlements User Guide			

Market Results Interface - Settlements User Guide

Version 1.2
01 Jun 2018

 California ISO	External Use	Version No.	1.2
		Effective Date	<i>October 2018</i>
		MRI-Settlements User Guide	

Disclaimer

All information contained in this document is provided for educational purposes, in summary form and is provided “as is” without representation or warranty of any kind, included without limitation, accuracy, or completeness. For further detail and reference, refer to the CAISO Tariff and the appropriate Business Practice Manual. CAISO assumes no responsibility at any time for consequences of errors, omissions or misinterpretations of summarized materials.

Version

Version	Date	Description
1.0	09/18/2012	Initial Version
1.1	05/05/2018	New Functionality. Statement and Invoice Publication Status
1.2	06/01/2018	Settlement Performance Project. Splitting of CAISO bd files by EIM/BAA.



 California ISO	External Use	Version No.	1.2
		Effective Date	<i>October 2018</i>
MRI-Settlements User Guide			

Table of Contents

Disclaimer.....	2
Version	2
Overview	4
Who Should Read This Guide	4
Why This Guide is Important	4
Objectives.....	4
Prerequisites	4
References.....	5
Version	5
Portal	6
Objectives.....	7
Overview	7
Benefits	7
Accessing the Portal.....	7
Accessing MRI-Settlements via Portal.....	10
Market Results Interface - Settlements	12
Objectives.....	13
Overview	13
Interface Features	15
Download Features	22
CAISO Bill Determinant Download Features.....	23
Statements and Invoice Status Features	23

 California ISO	External Use	Version No.	1.2
		Effective Date	<i>October 2018</i>
MRI-Settlements User Guide			

Overview

The purpose of this user guide is to provide the Scheduling Coordinators (SC) of the California Independent System Operator (CAISO) an overview of the new application called Market Results Interface (MRI) – Settlements. This application will replace the existing Business Associate Portal Interface (BAPI) which is used by SCs to search, select and download Settlement files.

Who Should Read This Guide

The intended audience for this user guide is the Schedule Coordinators registered with the CAISO.

Why This Guide is Important

This Guide is important to prepare the SCs to use the MRI-Settlements application for the market simulation of Fall Release 2012. This will also help the SCs when the application is deployed in production in November 2012.


Objectives

User will be able to:

- Access and view standard Settlement files
- Navigate, search, and download desired Settlement files

Prerequisites

- General understanding of Settlements concepts


 California ISO	External Use	Version No.	1.2
		Effective Date	<i>October 2018</i>
MRI-Settlements User Guide			

References

- BPM for Settlements and Billing
- Settlements Interface Specification
- Portal User Guide

Version


This version 1.0 of the document is based on Fall Release 2012 Market Simulation.

 California ISO	External Use	Version No.	1.2
		Effective Date	<i>October 2018</i>
MRI-Settlements User Guide			



Section 1

Portal

 California ISO	External Use	Version No.	1.2
		Effective Date	<i>October 2018</i>
MRI-Settlements User Guide			

Portal

Objectives

This section includes information on how to access the Market Results Interface (MRI) – Settlements via the CAISO Portal. By the end of this section you should know how to:

- Log-in to the CAISO Portal
- Open MRI-Settlements via the Portal

Overview

The portal allows access to Market Applications along with CAISO reports. Additionally, industry related news and links will be available through the portal. For detailed information on the Portal see the Portal User Guide.

Benefits

The implementation of the Portal provides:


- A single location to access CAISO Market Applications
- A common look and feel across the CAISO Market Applications
- A single digital certificated (per user) for all CAISO Market Applications

Accessing the Portal

All Market Participants will be given access to the Portal. Individual users will be issued a digital certificate, which can be used to access the Portal as well as all market applications. The URL (web address) for the Portal will be distributed with your digital certificate.

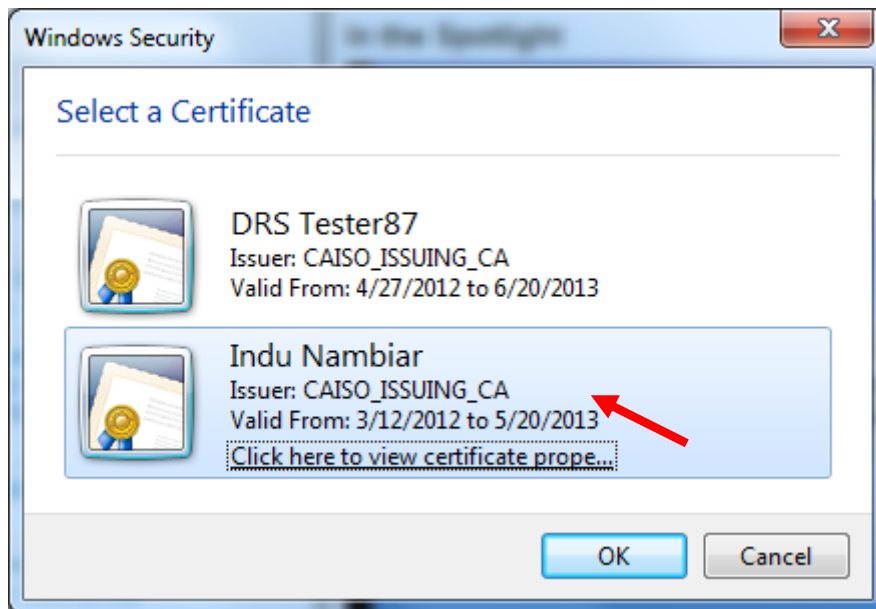
For more information on requesting a digital certificate email certrequest@caiso.com or go to <http://www.caiso.com/pubinfo/info-security/certs/index.html>


For Market Simulation, Participants should have requested and received their digital certificates for Market Simulation testing. For more information, refer to the Market Simulation Guidebook.

 California ISO	External Use	Version No.	1.2
		Effective Date	<i>October 2018</i>
<h1>MRI-Settlements User Guide</h1>			

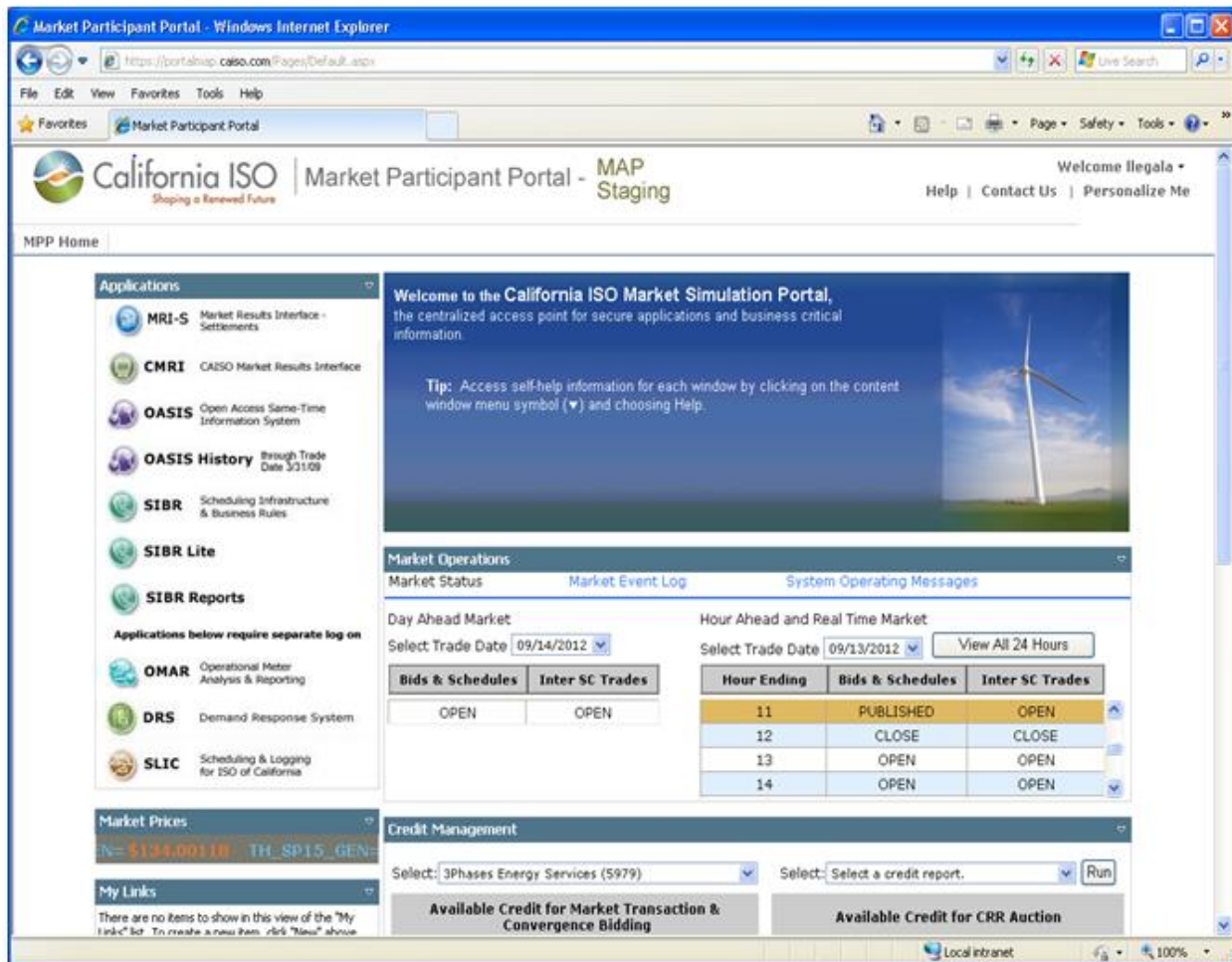
The following step-action table and screen shots will demonstrate how to access the Portal:

STEP	ACTION	RESULT
1	In the Internet Explorer Address field, type https://portalmap.caiso.com/ and press enter	Client Authentication window will appear
2	Select the proper Digital Certificate (The Digital Certificate will be the first and last name of the person that requested it.)	Certificate will be highlighted
3	Click OK button	The Portal home page is displayed



 California ISO	External Use	Version No.	1.2
		Effective Date	<i>October 2018</i>
MRI-Settlements User Guide			

The figure below is an example of the Portal home page:



The screenshot shows the California ISO Market Participant Portal (MPP) home page. The page is titled "Market Participant Portal - MAP Staging" and includes a navigation menu on the left with the following applications:


- MRI-S**: Market Results Interface - Settlements
- CMRI**: CAISO Market Results Interface
- OASIS**: Open Access Same-Time Information System
- OASIS History**: Through Trade Date 3/31/09
- SIBR**: Scheduling Infrastructure & Business Rules
- SIBR Lite**
- SIBR Reports**
- OMAR**: Operational Meter Analysis & Reporting
- DRS**: Demand Response System
- SLIC**: Scheduling & Logging for ISO of California

The main content area features a "Market Operations" section with the following data:

Day Ahead Market		
Select Trade Date: 09/14/2012		
Bids & Schedules	Inter SC Trades	
OPEN	OPEN	

Hour Ahead and Real Time Market		
Select Trade Date: 09/13/2012		
Hour Ending	Bids & Schedules	Inter SC Trades
11	PUBLISHED	OPEN
12	CLOSE	CLOSE
13	OPEN	OPEN
14	OPEN	OPEN

Below the market operations section, there is a "Credit Management" section with a dropdown menu for "3Phases Energy Services (5979)" and a "Run" button. The page also displays "Available Credit for Market Transaction & Convergence Bidding" and "Available Credit for CRR Auction".

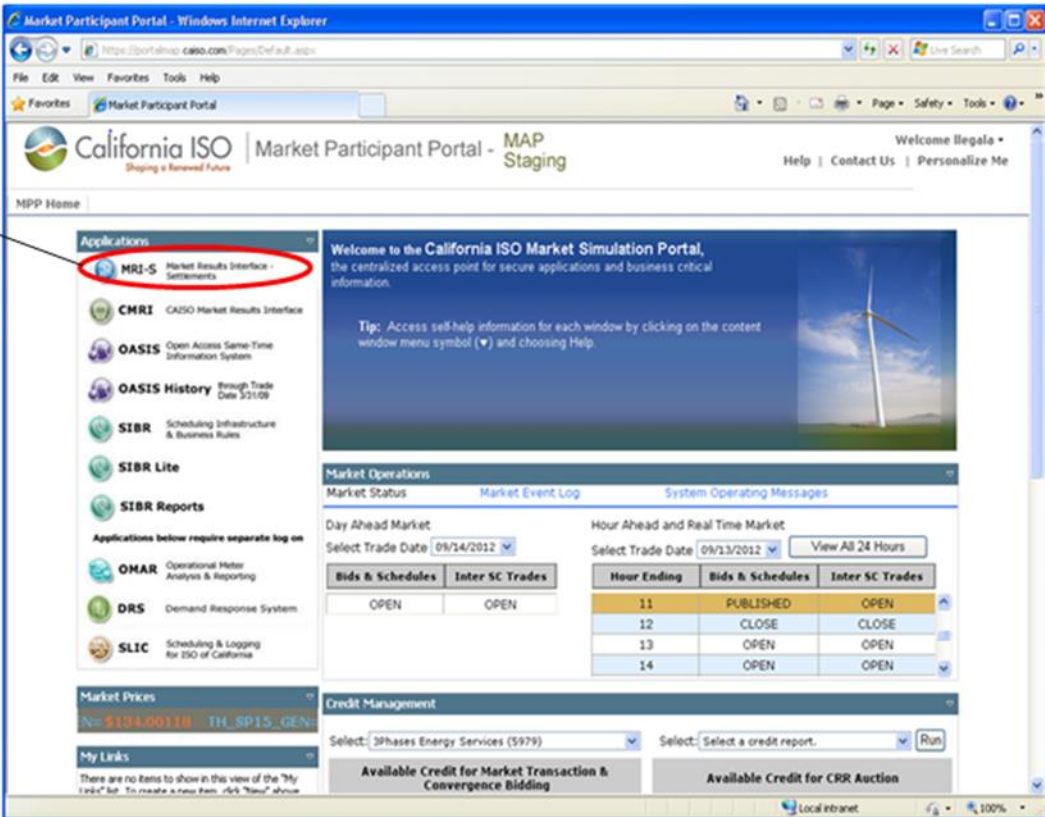
 California ISO	External Use	Version No.	1.2
		Effective Date	<i>October 2018</i>
MRI-Settlements User Guide			

Accessing MRI-Settlements via Portal


Once logged into the Portal, the next step is to access the MRI-Settlements page of the Portal.

STEP	ACTION	RESULT
1	Click on “Market Results Interface-Settlements” on the Portal	Market Results Interface – Settlements page will open in new window

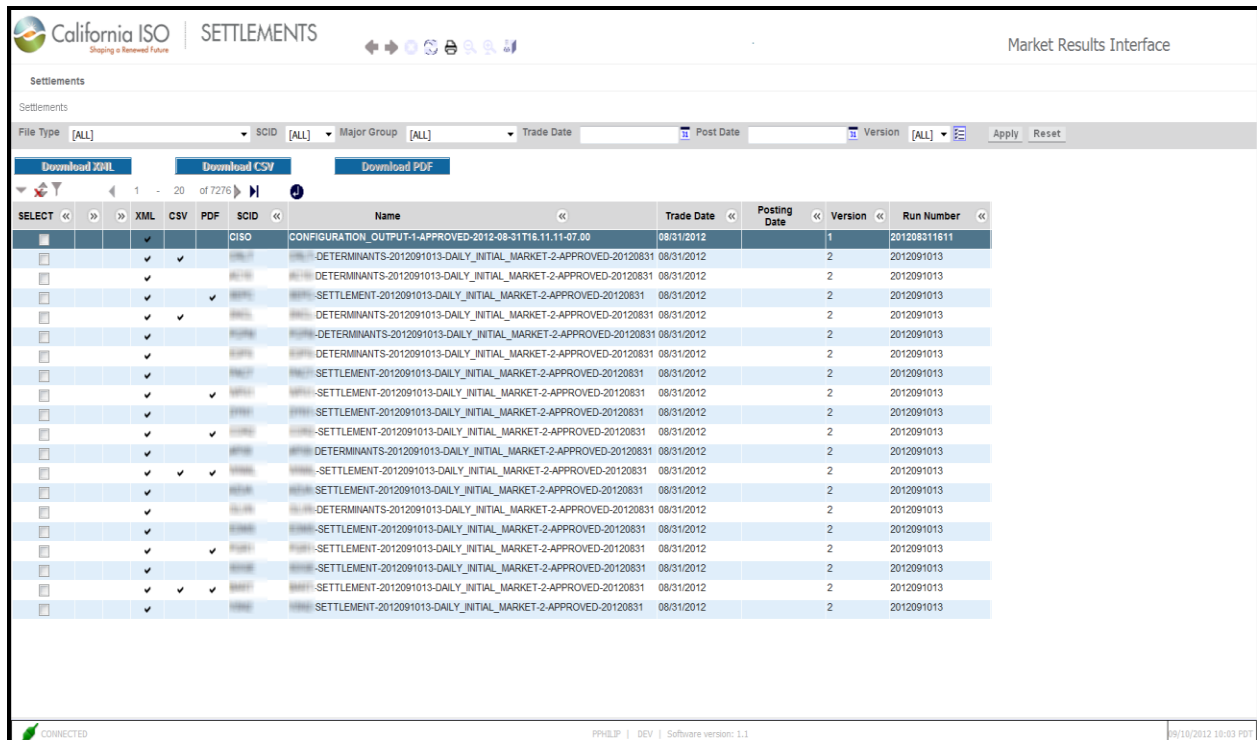
Following is an example of the Portal home page:




Click on the Market Results Interface link

 California ISO	External Use	Version No.	1.2
		Effective Date	<i>October 2018</i>
<h1>MRI-Settlements User Guide</h1>			

An example of the MRI-Settlements page is shown in the following figure:



The screenshot displays the 'SETTLEMENTS' page in the Market Results Interface. At the top, there are navigation icons and the text 'Market Results Interface'. Below this, there are filters for 'File Type', 'SCID', 'Major Group', 'Trade Date', 'Post Date', and 'Version'. There are also buttons for 'Download XML', 'Download CSV', and 'Download PDF'. The main part of the page is a table with the following columns: SELECT, XML, CSV, PDF, SCID, Name, Trade Date, Posting Date, Version, and Run Number. The table lists 20 rows of settlement data, including various determinants and settlements for the dates 08/31/2012 and 2012091013.


 California ISO	External Use	Version No.	1.2
		Effective Date	<i>October 2018</i>
MRI-Settlements User Guide			



Section 2

Market Results Interface - Settlements



 California ISO	External Use	Version No.	1.2
		Effective Date	<i>October 2018</i>
MRI-Settlements User Guide			

Market Results Interface (MRI) - Settlements

Objectives

This section includes information on how to access and download Settlements files using the Market Results Interface (MRI) – Settlements. After reading this section, you should be able to:

- Locate Settlements files
- Search for Settlements files
- Download the files in the following formats, as applicable: XML, CSV, PDF


Overview

Scheduling Coordinators will be able to access their Settlements files using the MRI-Settlements. This interface includes all Settlements related files, including Statements, Bill Determinants (BD), Invoices, Configuration Output file etc. The files that are accessible are results of running the Settlements calculations. This Interface allows Scheduling Coordinators to retrieve read only files containing Settlements data related to market transactions specific to their resources.



Important to Note


As the information contained within the reports is proprietary, SCs will only be authorized to access their own files.

 California ISO	External Use	Version No.	1.2
		Effective Date	<i>October 2018</i>
MRI-Settlements User Guide			

The various Settlements files that **CAN** be found in the MRI-Settlements include:

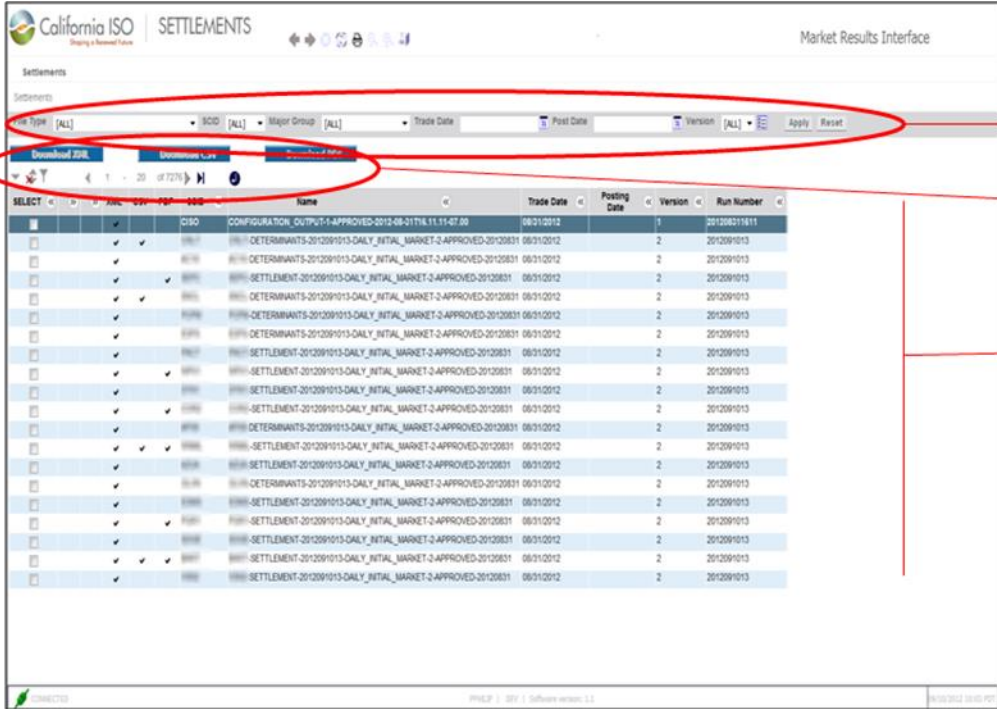
- Daily Settlement Statement files for all Settlement Run Types
- Monthly Settlement Statement files for all Settlement Run Types
- Daily SC specific Bill Determinants (BD) files for all Settlement Run Types
- Monthly SC specific Bill Determinants (BD) files for all Settlement Run Types
- Daily CAISO Bill Determinants (BD) files for all Settlement Run Types
- Monthly CAISO Bill Determinants (BD) files for all Settlement Run Types
- Invoice files
- Configuration Output files

The various Settlements files and their descriptions can be found in the Settlements Interface Specification document at <http://www.caiso.com/market/Pages/Settlements/Default.aspx>

 California ISO	External Use	Version No.	1.2
		Effective Date	<i>October 2018</i>
MRI-Settlements User Guide			

Interface Features


The following illustration shows an *example* of a screen that an end-user will see online, and further discusses the major parts of the interface.



The screenshot shows the 'Settlements' section of the 'Market Results Interface'. At the top, there are search filters for 'Settlements' including 'Market Type', 'ISOID', 'Major Group', 'Trade Date', 'Post Date', and 'Version'. Below the filters is a toolbar with buttons for 'Download ZIB', 'Download CSV', and 'Download PDF'. A table of search results is displayed below, with columns for 'Name', 'Trade Date', 'Posting Date', 'Version', and 'Run Number'. The table contains multiple rows of settlement data.

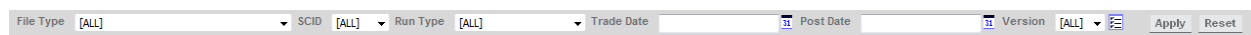
Callouts on the right side of the screenshot identify the following interface features:

- Search Parameters:** Points to the filter fields at the top of the page.
- Toolbar:** Points to the buttons for downloading data (ZIB, CSV, PDF).
- Search Results:** Points to the table of settlement data.

 California ISO	External Use	Version No.	1.2
		Effective Date	<i>October 2018</i>
MRI-Settlements User Guide			

1 Search Parameters

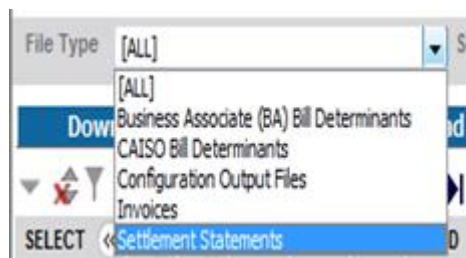
This section contains a set of parameters available for user interaction, to provide an opportunity to limit the output of a report. For example, if a user would like to see the files specific to a trade date, then the specific trade date can be entered in the Trade Date field.



File Type

This parameter is used to narrow down the search based on the file types. The file types available are:


- Business Associate Bill Determinants
- CAISO Bill Determinants
- Configuration Output Files
- Invoices
- Settlements Statements



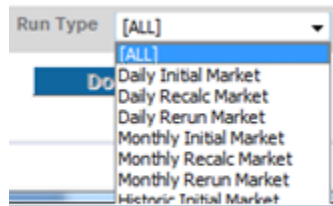
SCID

All the SCIDs that are provisioned in the digital certificate of a user are available in the drop down list for the user to narrow the search based on SC ID.

Run Type

 California ISO	External Use	Version No.	1.2
		Effective Date	<i>October 2018</i>
MRI-Settlements User Guide			


This input parameter allows the user to search for specific run types. The full list of run types and their details are available in the Settlements Interface Specification document.



Trade Date


The user is able to search for files specific to a Settlement trade date. The user is able to type in the trade date or select from a calendar.

The format for typing in the trade date is mm/dd/yyyy. Clicking on the Calendar icon to the right of the field will cause a calendar to open in a different window from which the user can select the date.




Post Date

The user is able to search for files specific to a Settlement files Posting Date. The posting date for Settlement files are aligned with the CAISO payment calendar posted on the CAISO website. The Configuration Output files are posted when a change in configuration rules are made during the deployment of Settlements releases. The posting of the configuration output file is communicated with the SCs during the new release process. The user is able to type in the post date or select from a calendar.

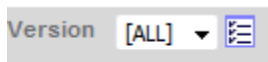
 California ISO	External Use	Version No.	1.2
		Effective Date	<i>October 2018</i>
		MRI-Settlements User Guide	

The format for typing in the post date is mm/dd/yyyy. Clicking on the Calendar icon to the right of the field will cause a calendar to open in a different window from which the user can select the date.



Version

The user can select a specific version of the Settlement file to download. The various versions of the Settlements files are described in the Settlements Interface Specification document. The icon to the right of this field allows for multiple versions to be selected.




Apply & Reset

The Apply button will cause the interface to accept all the filter conditions selected by the user and process the output. The Reset button will clear the user selections thereby allowing the user to input a new set of filter conditions or clear the filter conditions to see all available files.



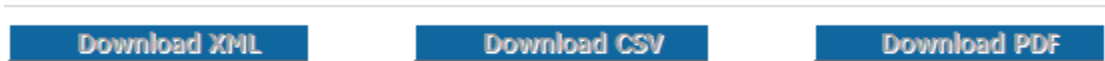
2 **Toolbar**

The toolbar contains a set of controls available.

 California ISO	External Use	Version No.	1.2
		Effective Date	<i>October 2018</i>
		MRI-Settlements User Guide	

Download Buttons


These buttons enables the user to download the Settlement files in any of the three formats: XML, CSV or PDF. The three buttons are disabled till the user selects the files to be downloaded.



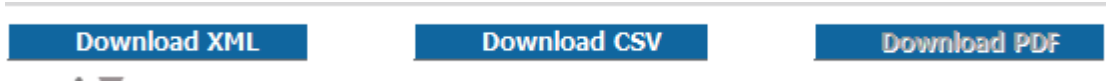
MRI provides the user with three columns specifying the format in which the files are available. These formats are made available based on the requests submitted by the SCs. Depending on the format that is available, the CSV, PDF and/or XML columns are checked.

XML	CSV	PDF
✓		
✓		
✓		
✓		
✓		
✓		
✓		
✓	✓	
✓	✓	
✓	✓	✓
✓	✓	
✓	✓	
✓	✓	

When the user selects files in multiple formats, all buttons for those formats become active. For example, if a user selects a file in XML and another in CSV

 California ISO	External Use	Version No.	1.2
		Effective Date	<i>October 2018</i>
MRI-Settlements User Guide			

format, both the “Download XML” and “Download CSV” buttons become active as seen below.



Other Controls

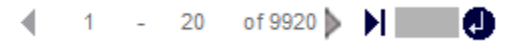


The Hide button allows the user to hide the output panel.


Restore Sort button allows the user to remove any column sorts that have been previously set by the user by clicking on specific column headers.

Inline Filter button allows the user to have a way to filter the results even further based on the results of the main filtering.

Paging Controls




Enables the user to page through the output sequentially, go to the first or last page, or go to a specific page.

 California ISO	External Use	Version No.	1.2
		Effective Date	<i>October 2018</i>
		MRI-Settlements User Guide	

3 Search Results



This section contains details on results generated by running the search parameters.

The following is a screen shot of the header column of the results set.




The following are the column headers available:

- Select
- File Type
- Run Type
- XML
- CSV
- PDF
- SCID
- Name
- Trade Date
- Post Date
- Version
- Run Number

Any of these columns can be collapsed or expanded using the   buttons.

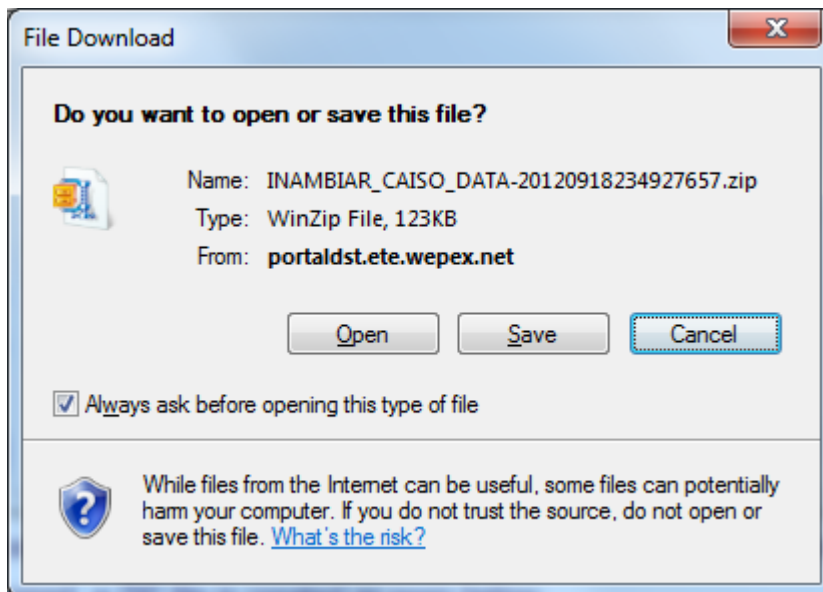
Clicking on any of the column headers will result in the results to be sorted based on that column. The first click will result in the column to be sorted in ascending

 California ISO	External Use	Version No.	1.2
		Effective Date	<i>October 2018</i>
MRI-Settlements User Guide			

order and the second click will result in the column to be sorted in descending order.

Download Features

When the user selects a file or multiple files and selects the appropriate Download button for the format that is desired, a ZIP file is created as seen below.




The file name will always have the naming convention as

<CertificateID>- CAISO_DATA-YYYYMMDDHH24MISSFFF.zip

The timestamp at the end of the file name represents the timestamp to the millisecond level when the request for the file was made.

The user can either Save or Open the ZIP file. Upon opening the ZIP file, the user can extract the individual file(s) requested.

 California ISO	External Use	Version No.	1.2
		Effective Date	<i>October 2018</i>
MRI-Settlements User Guide			

CAISO Bill Determinants Download Features

Filter

File Type: CAISO Bill Determinants

SCID: [ALL]

Run Type: [ALL]

Trade Date: 05/09/2018

Post Date From: 31

Post Date To: 31

Apply
Reset

Version: [ALL]


Display all the CAISO bill determinant files.

Settlements									
SELECT XML CSV PDF SCID Name									
						Trade Date	Post Date	Version	External
<input checked="" type="checkbox"/>	<input checked="" type="checkbox"/>				CISO-DETERMINANTS-2018051511-DAILY_INITIAL_MARKET-1-APPROVED-20180509	05/09/2018	05/15/2018	1	<input checked="" type="checkbox"/>
<input type="checkbox"/>	<input checked="" type="checkbox"/>				CISO_AZPS-DETERMINANTS-2018051511-DAILY_INITIAL_MARKET-1-APPROVED-20180509	05/09/2018	05/15/2018	1	<input checked="" type="checkbox"/>
<input type="checkbox"/>	<input checked="" type="checkbox"/>				CISO_BCHA-DETERMINANTS-2018051511-DAILY_INITIAL_MARKET-1-APPROVED-20180509	05/09/2018	05/15/2018	1	<input checked="" type="checkbox"/>
<input type="checkbox"/>	<input checked="" type="checkbox"/>				CISO_EIM_AREA-DETERMINANTS-2018051511-DAILY_INITIAL_MARKET-1-APPROVED-20180509	05/09/2018	05/15/2018	1	<input checked="" type="checkbox"/>
<input type="checkbox"/>	<input checked="" type="checkbox"/>				CISO_IPCO-DETERMINANTS-2018051511-DAILY_INITIAL_MARKET-1-APPROVED-20180509	05/09/2018	05/15/2018	1	<input checked="" type="checkbox"/>
<input type="checkbox"/>	<input checked="" type="checkbox"/>				CISO_NEVP-DETERMINANTS-2018051511-DAILY_INITIAL_MARKET-1-APPROVED-20180509	05/09/2018	05/15/2018	1	<input checked="" type="checkbox"/>
<input type="checkbox"/>	<input checked="" type="checkbox"/>				CISO_PACE-DETERMINANTS-2018051511-DAILY_INITIAL_MARKET-1-APPROVED-20180509	05/09/2018	05/15/2018	1	<input checked="" type="checkbox"/>
<input type="checkbox"/>	<input checked="" type="checkbox"/>				CISO_PACW-DETERMINANTS-2018051511-DAILY_INITIAL_MARKET-1-APPROVED-20180509	05/09/2018	05/15/2018	1	<input checked="" type="checkbox"/>
<input type="checkbox"/>	<input checked="" type="checkbox"/>				CISO_PGE-DETERMINANTS-2018051511-DAILY_INITIAL_MARKET-1-APPROVED-20180509	05/09/2018	05/15/2018	1	<input checked="" type="checkbox"/>
<input type="checkbox"/>	<input checked="" type="checkbox"/>				CISO_PSEI-DETERMINANTS-2018051511-DAILY_INITIAL_MARKET-1-APPROVED-20180509	05/09/2018	05/15/2018	1	<input checked="" type="checkbox"/>

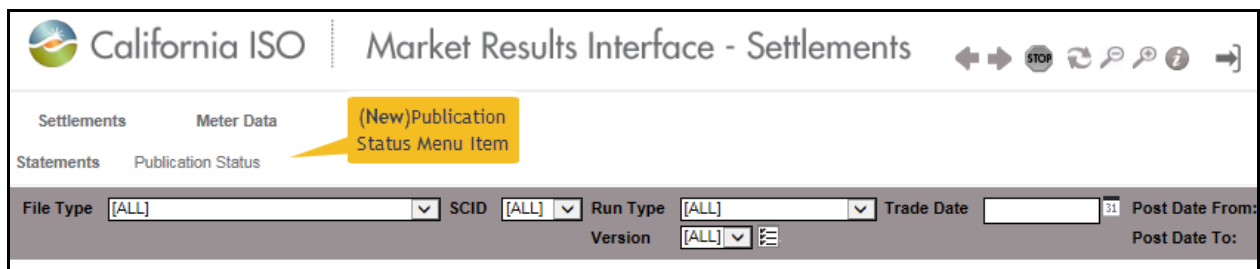
All files are available for download.

The CAISO bill determinants file is split into multiple files for file size manageability. There will be a separate bill determinants file for each BAA. The CAISO BAA file retains the original name format (“CISO-DETERMINANTS-RunNumber-SettlementType-Version-Status-TradeDate”), while the EIM BAA files reflect the corresponding EIM IDs_[AA1] in the file name (“CISO_EIMID-DETERMINANTS-RunNumber-SettlementType-Version-Status-TradeDate”).

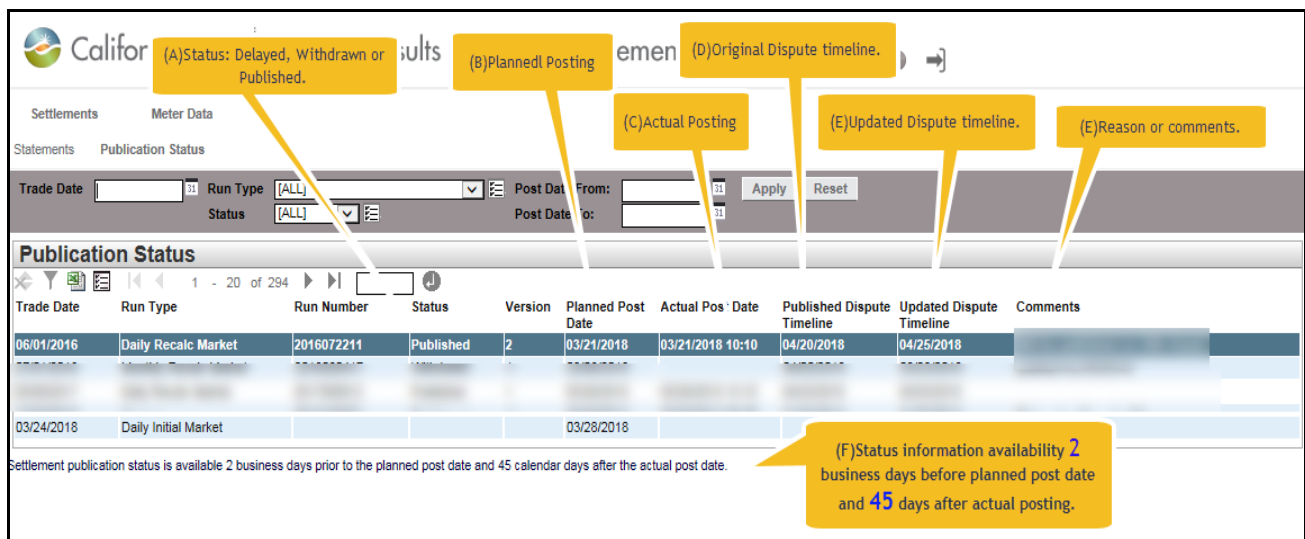
Statements and Invoice Status Features

 California ISO	External Use	Version No.	1.2
		Effective Date	<i>October 2018</i>
<h1>MRI-Settlements User Guide</h1>			

New Menu Item “Publication Status” is added in the Market Results Interface – Settlements. The filtering of the data is through File Type, SCID, Run Type, Version, Trade date and posting date from/to.



The “Publication Status” Interface.




Trade date

Run Type

Run Number

Status: Published, Delayed or Withdrawn

 California ISO	External Use	Version No.	1.2
		Effective Date	<i>October 2018</i>
MRI-Settlements User Guide			

Version

Planned Post Date: Planned post date based on **CAISO payment calendar**^[AA2]

Actual Post Date: Will differ from Planned Post Date if delayed.

Published Dispute Timeline. Dispute timeline based on the CAISO payment calendar.

Updated Dispute Timeline. Will differ from Published Dispute Timeline if delayed.

Comments.