




California ISO

Congestion Revenue Rights (CRR) Upgrade Project - Customer Partnership Group

Monthly Call
May 31st, 2023

Congestion Revenue Rights Team

Instructions for raising your hand to ask a question

- If you are connected to audio through your computer or used the “call me” option, select the raise hand icon located on the top right above the chat window. Note: #2 only works if you dialed into the meeting. 
- Please remember to state your name and affiliation before making your comment.
- You may also send your questions via chat to Brenda Corona or to all panelists.

Agenda

Time	Topic
10:00 – 10:05	Welcome
10:05 – 10:15	RECAP: CRR Upgrade Project – Overview / Overview of changes
10:15 – 10:45	CRR Upgrade project – Project updates <ul style="list-style-type: none">• Updated timeline• Draft Market Sim plan
10:45 – 10:55	Questions
10:55 – 11:00	Next Steps

RECAP: CRR Upgrade Project - Overview

- The ISO has decided to upgrade the existing CRR system with a new system that adopts the latest technology stack aligned with the ISO's technology standards, consolidates all CRR related functions, minimizes human errors, reduces processing time, eliminates manual workarounds, and positions the system to accommodate policy changes down the road.
- This on-going Customer Partnership Group (CPG) will provide an overview of the schedule, review of external BRS and answer questions. Subsequent meetings will include detailed review and discussion of business process changes impacting market participants.
- http://www.caiso.com/Documents/BusinessRequirementsSpecification_CongestionRightsRevenueUpgrade.pdf
- The goal of this CPG is to ensure customer readiness as this project deploys to Production in 2024.

RECAP: CRR Upgrade Project – Overview of changes

- **Load submission process**
 - At the time of load submission participant will be notified of any failed validation per sink location based on the exceedance load and allow to resubmit
- **OBAALSE process**
 - EQ load election will be submitted through the UI during the OBAALSE load submission
- **Consolidate data publishing in MUI and/or OASIS**
 - Calendar: change from webpost to OASIS
 - Model data: change from webpost to MUI, including both NDA and non NDAfiles
 - Market Result data: from webpost to MUI
- **Modeling data**
 - Powerflow case to be released in PSSE v30
 - ITC definition will be modeled as source and sink
- **Features added to enable user performing additional tasks**
 - MT_TOR: user to submit through UI, currently performed by CRR group
- **Changes to Load Migration and Source and Sink processes**
- **User access**
 - User will be provisioned to specific functions within the system, based on the application access request approval process
- **Webservices interface for interacting with MUI**

RECAP: CRR Upgrade Project– Overview of changes cont.

- **Source and Sink list release**

- Remove the existing 30 days ahead of allocation version
- Will be released in v0, v1 and other updates within the active market period

- **Retired resource mapping**

- Re-map the retired PNode to the closest electrically connected PNode that is also a biddable location in the CRR processes and has the same source/sink designation as the retired location
- Baseloading CRR will be mapped based on the model used in the active market period to capture the most accurate topology
- Mapping will be released for the corresponding market period

- **Source and Sink islanded by outage**

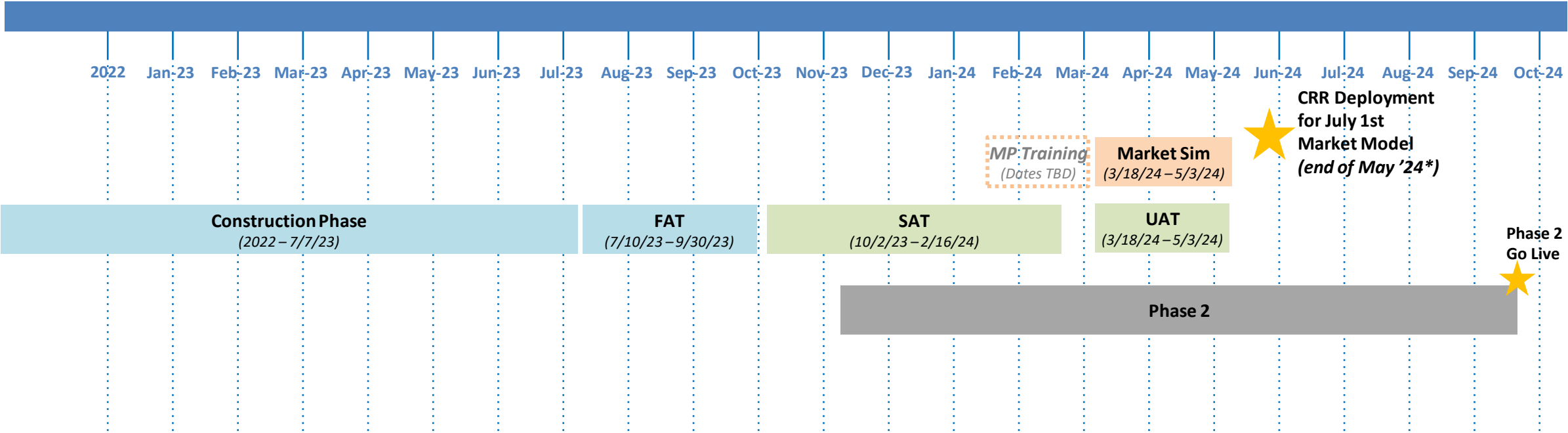
- With baseloading CRR, sell offer allowed
- No baseloading CRR, will not be biddable for the effective market

CRR Upgrade Project – Updates

- 2/24/2023 - B2B specifications final draft posted
- 3/29/2023 - Updated BRS posted
- **TODAY** – Updated timelines shared with CPG
- **TODAY** – Draft Market Sim plan shared with CPG

CRR System Replacement Timeline

Updated May 25, 2023



*Exact cutover date TBD

Market Sim - Overview

- Market participant training will complete prior to connectivity
- 2 week connectivity
 - Week two CAISO will provide ability for allocation and auction API upload
- 3 week structured scenario execution
- 2 week unstructured
- CAISO will request all interested CRR market participants sign up to participate in Market Sim
- All current user profiles will be migrated into Map-stage for Market Sim, new participants will need to request to be provisioned
- CAISO will add the Deployment plan cutover to this calendar in subsequent CPG

Market Sim - Timeline

Market Sim Month						
	MONDAY	TUESDAY	WEDNESDAY	THURSDAY	FRIDAY	
week 1		[Post all preloaded data] Open and close by 5pm - T1 mini Make available special processes that have changed	Post T1 mini results MP – review T1 results, need MEQ values and then build nominations when market is opens on Thursday Need Set aside post [time]	open and close at 5pm T2 mini	Post T2 mini results	
week 2	CRR team setup for Monthly Mini Auction	[Send process ownership data] Market Sim call to discuss T1&T2 Monthly Mini Auction open Collateral verified	Market Sim Post Monthly Mini Auction Results (starts Settlements) Settlement T+3B	T1/PNP Annual Mini Annual data separate (2025 process, use 2024 annual data and mock it up)	T1/PNP Annual Mini Annual Post results	
week 3	Market Sim / UAT – prep for mini Annual 2025	Settlement results available UAT – Open Mini Annual Auction	UAT - Close Mini Annual Auction by 5pm	UAT – post all Reports	UAT – Post Mini Annual Auction Results	
week 4		unstructured	unstructured	unstructured		
week 5		unstructured	unstructured	unstructured		

QUESTIONS?

Next Steps

- Next meeting is June 28, 2023
- Discuss following topics
 - Draft deployment plan
 - Updated Ext. BRS (as needed)
- Visit CPG webpage for more information:
<http://www.caiso.com/informed/Pages/MeetingsEvents/CustomPartnershipGroups/Default.aspx>

REFERENCE SLIDES

CAISO B2B Improvements – Goals & Current Status

- **Goals**

- Enhance the developer experience working with CAISO Web API's
- Provide API's in REST/JSON using OpenAPI 3.0 specification
- Provide examples, mock services and tooling to generate client/server stubs and SDK
- Provide tests for the API's using Postman collections
- Collaboration using Git and forums on developer.caiso.com
- Simplify authentication using mutual TLS and X.509 certificates

- **Update**

- POC updates and notes and recording from meetings are posted on developer forum at <https://developer.caiso.com/forum/topics.aspx?ForumID=4>.
- Documents uploaded to the Developer Forum:
<https://developer.caiso.com/forum/messages.aspx?TopicID=6119>
 - PowerPoint presentation and webinar recording
 - Draft version of CRR Auction Service OpenAPI Specifications
 - Draft version of CRR business validate message bundle

CAISO B2B Improvements – SOAP vs REST

SOAP

```
POST /GetStock HTTP/1.1
Host: www.example.org
Content-Type: application/soap+xml

<?xml version="1.0"?>
<soap:Envelope
xmlns:soap="http://www.w3.org/2001/12/soap-
envelope"
soap:encodingStyle="http://www.w3.org/
2001/12/soap-encoding">

<soap:Body xmlns:m="http://www.example.org/
stock">
  <m:GetStockPrice>
    <m:StockName>IBM</m:StockName>
  </m:GetStockPrice>
</soap:Body>
</soap:Envelope>
```

REST

```
GET http://example.org/stock/IBM
```


- SOAP (Simple Object Access Protocol) provides the following advantages when compared to REST:
 - Language, platform, and transport independent (REST requires use of HTTP)
 - Works well in distributed enterprise environments (REST assumes direct point-to-point communication)
 - Standardized
 - Provides significant pre-build extensibility in the form of the WS* standards
 - Built-in error handling
 - Automation when used with certain language products
- REST (Representational State Transfer) is easier to use for the most part and is more flexible. It has the following advantages when compared to SOAP:
 - Uses easy to understand standards like swagger and OpenAPI Specification 3.0
 - Smaller learning curve
 - Efficient (SOAP uses XML for all messages, REST mostly uses smaller message formats like JSON)
 - Fast (no extensive processing required)
 - Closer to other Web technologies in design philosophy
 - As one REST API tutorial put it: SOAP is like an envelope while REST is just a postcard

<https://www.soapui.org/learn/api/soap-vs-rest-api/>

CAISO B2B Improvements – OpenAPI Overview



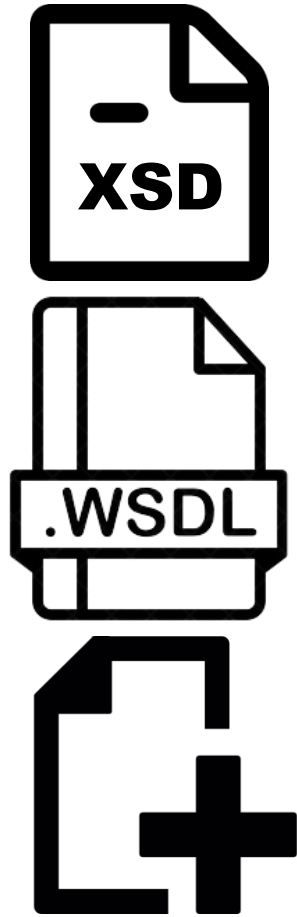
<https://www.openapis.org/>



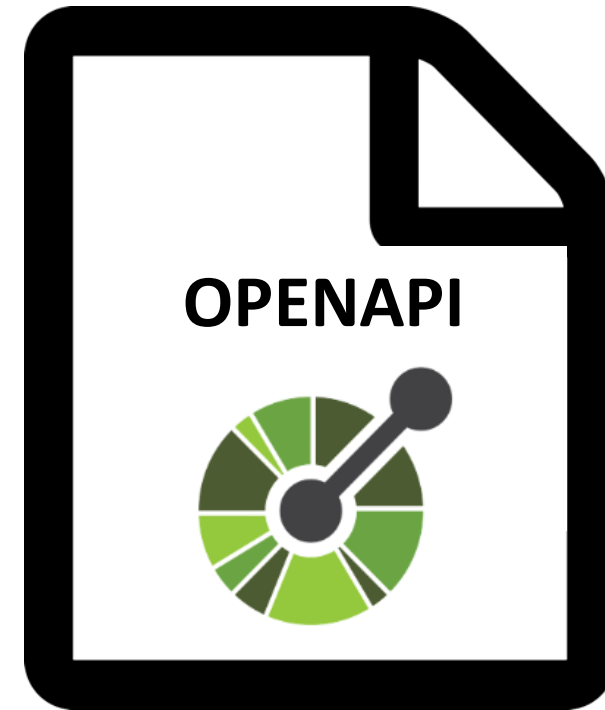
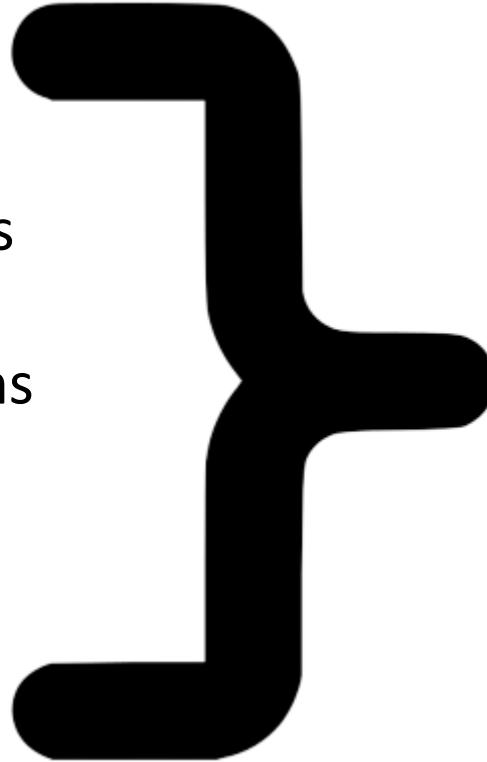
REST API

- The OpenAPI Specification is a specification describing, producing, consuming, and visualizing RESTful web services.
- OpenAPI is known to many developers as a standard that enables API reference documentation to be generated automatically from the specification document.

CAISO B2B Improvements – OpenAPI Specification File



Consolidates
technical
specifications
into a single
document



CAISO B2B Improvements – CRR Developer Forum

<https://developer.caiso.com/pages/application.aspx?app=CRR>

RESTful services

[About status](#)

Search RESTful services Filter					
SERVICE	SPECIFICATION	DOCUMENTATION	STATUS	RELEASE	EFFECTIVE DATE
CRR Auction	crr_auction_1.0.0.yaml	crr_auction_1.0.0.html	NA	NA	NA
CRR Historical and Forecasted Load	crr_historical_and_forecasted_load_1.0.0.yaml	crr_historical_and_forecasted_load_1.0.0.html	NA	NA	NA
CRR Market Data	crr_market_data_1.0.0.yaml	crr_market_data_1.0.0.html	NA	NA	NA
CRR Market Status	crr_market_status_v1.0.0.yaml	crr_market_status_v1.0.0.html	NA	NA	NA
CRR Message	crr_message_1.0.0.yaml	crr_message_1.0.0.html	NA	NA	NA
CRR Nomination	crr_nomination_1.0.0.yaml	crr_nomination_1.0.0.html	NA	NA	NA
CRR Secondary Market	crr_secondary_market_1.0.0.yaml	crr_secondary_market_1.0.0.html	● PROD_LATEST	Spring 2020	NA
	crr_secondary_market_0.0.0.yaml	crr_secondary_market_0.0.0.html	● MAP_STAGE	DRAFT	NA
CRR Tor Conversion	crr_tor_conversion_1.0.0.yaml	crr_tor_conversion_1.0.0.html	NA	NA	NA

CAISO B2B Improvements – Example: CRR Auction API

```
1 openapi: 3.0.0
2 servers:
3   - url: https://virtserver.swaggerhub.com/RI-GM/caiso_crr_auction_v1.0.0_openapi/1.0.0
4
5 info:
6   description: This includes all openapi services for CRR bids and offers
7   version: "1.0.0"
8   title: CRR Auction API
9   contact:
10    email: ihedge-support@resource-innovations.com
11
12 tags:
13   - name: write
14     description: require read/write access
15   - name: read
16     description: requires read only
17
18 paths:
19   /auction/v1.0/portfolio:
20     get:
21       tags:
22         - read
23       summary: gets bids and offers for given market name
24       operationId: getPortfolio
25       description: |
26         By passing in the appropriate market name, portfolio name, and participant name, the
27         auction portfolio will be returned.
28       parameters:
29         - $ref: '#/components/parameters/MarketName'
30         - $ref: '#/components/parameters/PortfolioName'
31         - $ref: '#/components/parameters/ParticipantName'
32       responses:
33         '200':
34           description: search results matching criteria
35           content:
36             application/json:
37               schema:
38                 $ref: '#/components/schemas/Portfolio'
```

API SUMMARY

API METHODS - READ

- getPortfolio
- getPortfolioList
- getPortfolioRequiredCredit
- getPortfolioStatus

API METHODS - STATUS

- getStatus

API METHODS - WRITE

- deletePortfolio
- portfolioCreation
- portfolioSubmission
- postPortfolioRetraction

CRR Auction API

API and SDK Documentation

Version: 1.0.0

This includes all openapi services for CRR bids and offers

Read

getPortfolio

gets bids and offers for given market name, portfolio name, and logged-in user

By passing in the appropriate market name, portfolio name, and participant name, the auction portfolio will be returned.

GET

```
/auction/v1.0/portfolio
```

Usage and SDK Samples

Curl [Java](#) [Android](#) [Obj-C](#) [JavaScript](#) [C#](#) [PHP](#) [Perl](#) [Python](#)

```
curl -X GET \
-H "Accept: application/json" \
"https://virtserver.swaggerhub.com/RI-GM/caiso_crr_auction_v1.0.0_openapi/1.0.0/auction/v1.0/portfolio?marketName=&portfolioName=&participantName="
```

CAISO B2B Improvements – Free Swagger Editor Tool

<https://editor.swagger.io/>

The screenshot displays the Swagger Editor interface in a web browser. The left pane shows the OpenAPI specification in JSON format, and the right pane shows the rendered API documentation.

```
1 openapi: 3.0.0
2 servers:
3   - url: https://virtserver.swaggerhub.com/RI-GM/
      /caiso_crr_auction_v1.0.0_openapi/1.0.0
4
5 info:
6   description: This includes all openapi services for CRR bids and
      offers
7   version: "1.0.0"
8   title: CRR Auction API
9   contact:
10    email: ihedge-support@resource-innovations.com
11
12 tags:
13 - name: write
14   description: require read/write access
15 - name: read
16   description: requires read only
17
18 paths:
19 /auction/v1.0/portfolio:
20   get:
21     tags:
22     - read
23     summary: gets bids and offers for given market name, portfolio
      name, and logged-in user
24     operationId: getPortfolio
25     description: |
26       By passing in the appropriate market name, portfolio name,
      and participant name, the auction portfolio will be
      returned.
27     parameters:
28     - $ref: '#/components/parameters/MarketName'
29     - $ref: '#/components/parameters/PortfolioName'
30     - $ref: '#/components/parameters/ParticipantName'
31
```

The rendered API documentation on the right shows the following details:

- API Title:** CRR Auction API 1.0.0 OAS3
- Description:** This includes all openapi services for CRR bids and offers
- Contact:** [Contact the developer](#)
- Servers:**
- Tags:** write (require read/write access), read (requires read only)
- Operations:**
 - POST /auction/v1.0/portfolioCreation:** creates a new auction portfolio
 - POST /auction/v1.0/portfolioSubmission:** submits portfolio to the specified auction
 - POST /auction/v1.0/portfolioRetraction:** retracts portfolio from being submitted to the specified auction

CAISO B2B Improvements – New Web Services for CRR

Service	Operation
Allocation Nomination Portfolio	POST/GET
Auction Bid Portfolio	POST/GET
Historical and Forecasted Load	POST/GET
Existing CRRs (CRR Market Data)	GET
Market Data (CRR Market Data)	GET
Market Results (CRR Market Data)	GET
Private Allocation Results (CRR Market Data)	GET
Private Auction Results (CRR Market Data)	GET
Load Migration Data	POST/GET
Market Status (Market Info)	GET
CRR Messages	GET
Secondary Market	POST/GET
TOR Conversion	POST/GET

CAISO B2B Improvements – File Naming Convention

A2A/B2B OpenAPI File Naming Conventions for versioning:

File name example: **caiso_crr_market_info_v1.0.0_openapi.yaml**

Version Numbering Format: **MAJOR.MINOR.MINI**

MAJOR version of the file name will be incremented if there are any new services added or any major version update to any of the existing services

MINOR version of the file name will be incremented if there any minor version update to any of the existing services

MINI version of the file name will be incremented if there are only documentation changes/corrections, with no service changes.

CAISO B2B Improvements

Each version update of the file name will reset the version numbers on the right

Version numbers will be tracked into the YAML file as part of the ReleaseNotes

Example:

- v1.0.0 File is published to market participants
- v1.0.1 Edits were made to documentations, no functional changes
- v1.0.2 Edits were made to documentations, no functional changes
- v1.0.3 Edits were made to documentations, no functional changes
- v1.1.0 Added a Minor version for a service
- v1.1.1 Edits were made to documentations, no functional changes
- v1.2.0 Added a Minor version for a service
- v1.3.0 Added a Minor version for a service
- v2.0.0 Added a Major version for a service
- v2.0.1 Edits were made to documentations, no functional changes
- v3.0.0 Added a new service