

Wind and Solar Curtailment April 21, 2022

This report is produced daily to provide a detailed accounting of the wind and solar renewable generation that was curtailed and the reasons why¹. This report should be read in the context of the Renewables Watch report for a more complete understanding of both renewable curtailment and generation².

Wind and solar curtailments are grouped into the following categories:

1. Economic - Local: Market dispatch of generators with economic bids to mitigate local congestion³.
2. Economic - System: Market dispatch of generators with economic bids to mitigate system-wide oversupply⁴.
3. SelfSchCut - Local: Market dispatch of self-schedules to mitigate local congestion.
4. SelfSchCut - System: Market dispatch of self-schedules to mitigate system-wide oversupply.
5. ExDispatch - Local: Exceptional dispatch to mitigate local congestion.
6. ExDispatch - System: Exceptional dispatch to mitigate system-wide oversupply.

Note: Amounts smaller than 1 MW are filtered out for simplicity. Such small curtailments are occasionally observed when forecasts are lower than Pmin when market will de-commit the unit and send the 0 MW dispatch.

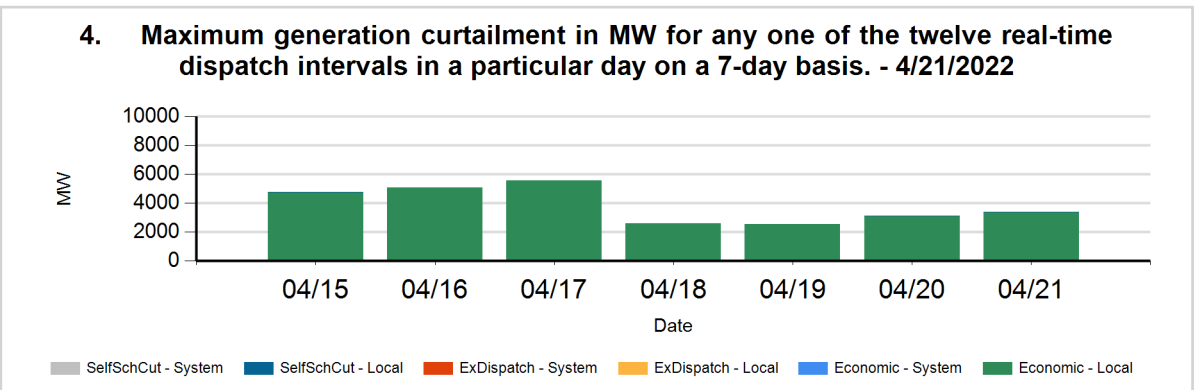
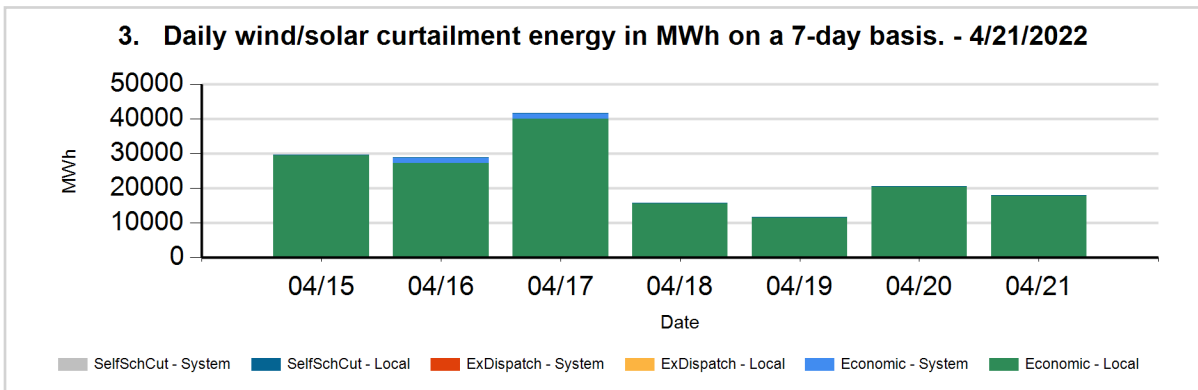
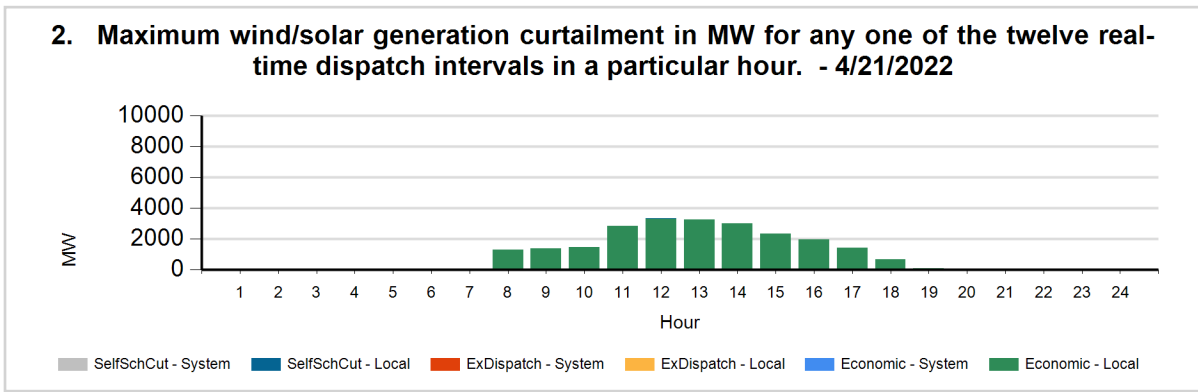
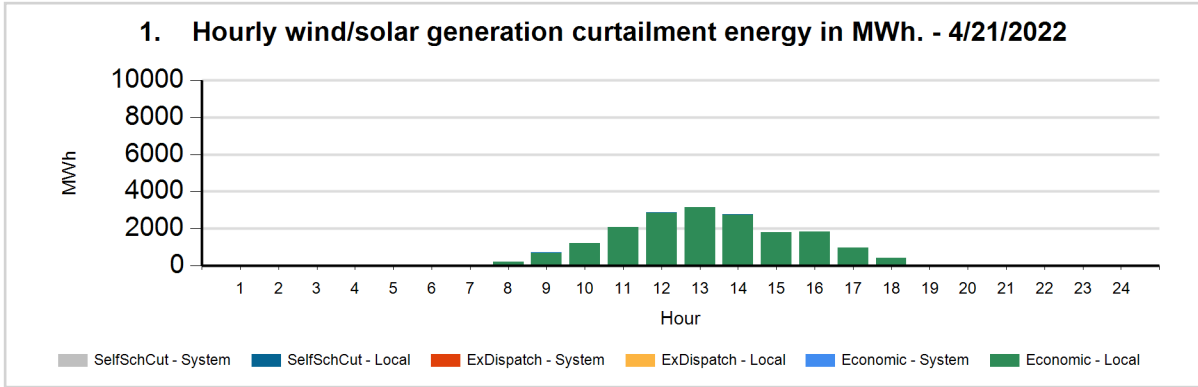
¹Only wind and solar resources can be reported in this manner because these resources have a forecast. Curtailment is defined as the difference between actual production and the forecast when actual production is less than the forecast.

²The Renewables Watch report provides daily actual renewable production within the ISO grid. It is available at: <http://www.caiso.com/green/renewableswatch.html>.

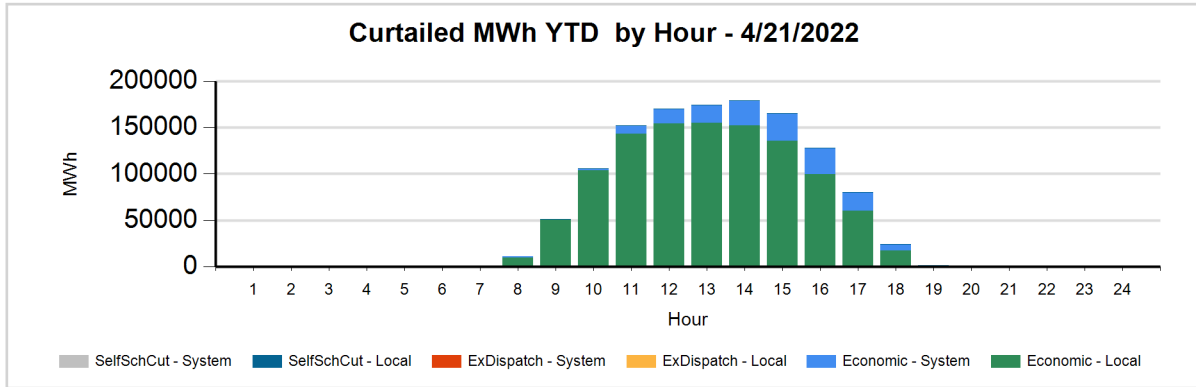
³Congestion occurs when available, least-cost energy cannot be delivered to some loads because transmission facilities do not have sufficient capacity to deliver the energy.

⁴For more information on oversupply conditions, please see: https://www.caiso.com/Documents/FlexibleResourcesHelpRenewables_FastFacts.pdf

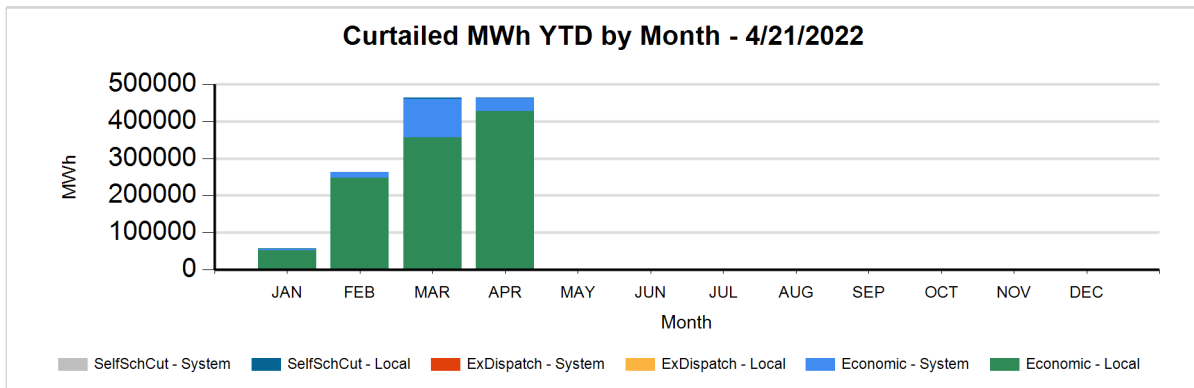
The following charts show the daily and 7-day wind and solar curtailment by category, if any.



The following charts show hourly year to date wind and solar curtailment by category, if any.



The following charts show monthly year to date wind and solar curtailment by category, if any.



TYPE	YTD CURTAILED MWH - 4/21/2022
LocalEconomic	1,081,915
LocalSelfSchCut	4,174
SystemEconomic	160,662
TOTAL	1,246,751

Data used to produce hourly chart

DATE	HOUR	CURT TYPE	REASON	FUEL TYPE	CURTAILED MWH	CURTAILED MW
04/21	7	Economic	System	SOLR	2	21
04/21	8	Economic	Local	SOLR	194	1274
04/21	8	Economic	Local	WIND	5	18
04/21	9	Economic	Local	SOLR	728	1369
04/21	9	Economic	Local	WIND	8	18
04/21	9	Economic	System	SOLR	2	
04/21	10	Economic	Local	SOLR	1194	1388
04/21	10	Economic	Local	WIND	8	54
04/21	11	Economic	Local	SOLR	1864	2461
04/21	11	Economic	Local	WIND	201	357
04/21	11	SelfSchCut	Local	SOLR	0	
04/21	12	Economic	Local	SOLR	2543	2987
04/21	12	Economic	Local	WIND	334	349
04/21	12	Economic	System	SOLR	7	11
04/21	12	SelfSchCut	Local	SOLR	1	4
04/21	13	Economic	Local	SOLR	2805	3065
04/21	13	Economic	Local	WIND	326	170
04/21	13	Economic	System	SOLR	0	
04/21	14	Economic	Local	SOLR	2467	2733
04/21	14	Economic	Local	WIND	282	256
04/21	14	SelfSchCut	Local	SOLR	2	
04/21	15	Economic	Local	SOLR	1554	2086
04/21	15	Economic	Local	WIND	253	249
04/21	16	Economic	Local	SOLR	1576	1720
04/21	16	Economic	Local	WIND	247	249
04/21	17	Economic	Local	SOLR	768	1255
04/21	17	Economic	Local	WIND	191	179
04/21	18	Economic	Local	SOLR	196	476
04/21	18	Economic	Local	WIND	229	198
04/21	19	Economic	Local	SOLR	2	11
04/21	19	Economic	Local	WIND	6	49

04/21	20	Economic	Local	WIND	1	2
04/21	21	Economic	Local	WIND	2	2
04/21	22	Economic	Local	WIND	1	2
04/21	23	Economic	Local	WIND	2	13
04/21	23	Economic	System	WIND	2	

The information contained in this report is preliminary and subject to change without notice. No inference, decision or conclusion should be made based on the information in this report or any series of these reports. All values are hourly average unless otherwise stated. Questions about this report should be directed to Short-Term Forecasting at ShortTermForecasting@caiso.com.