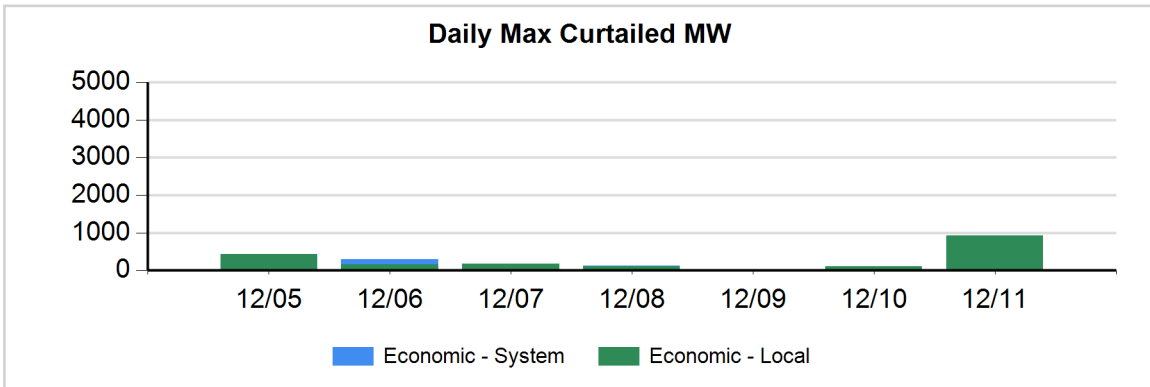
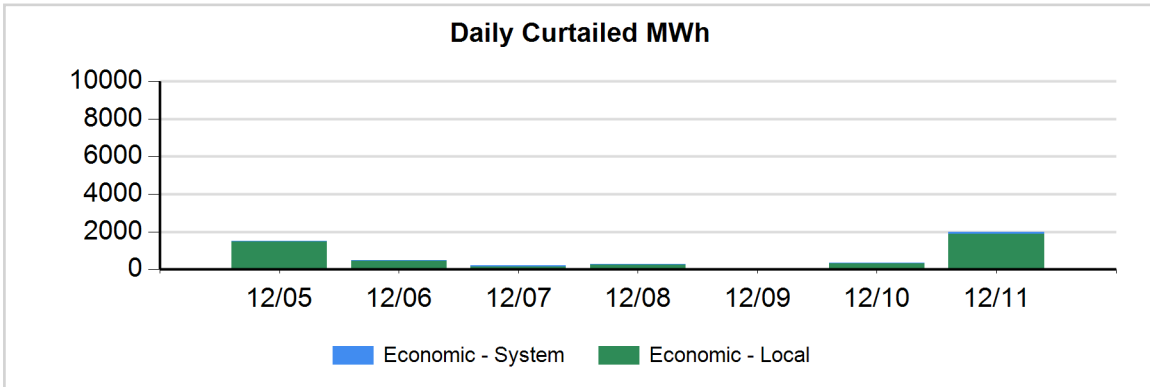
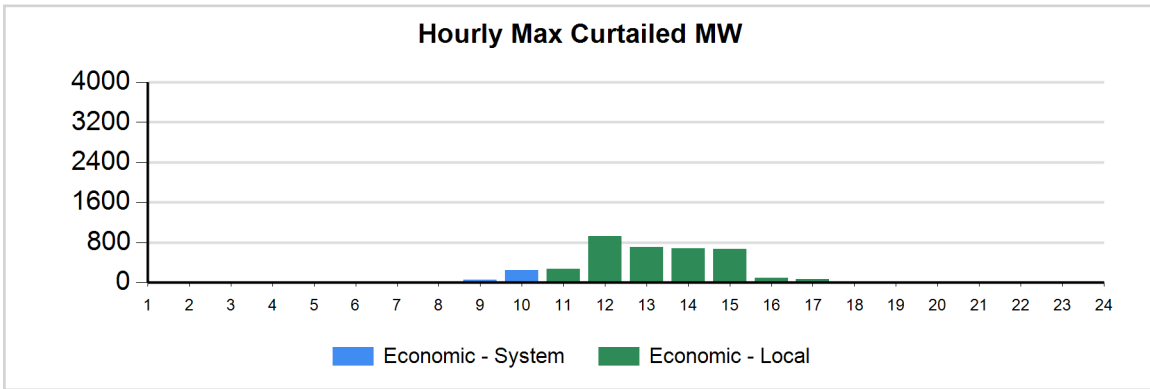
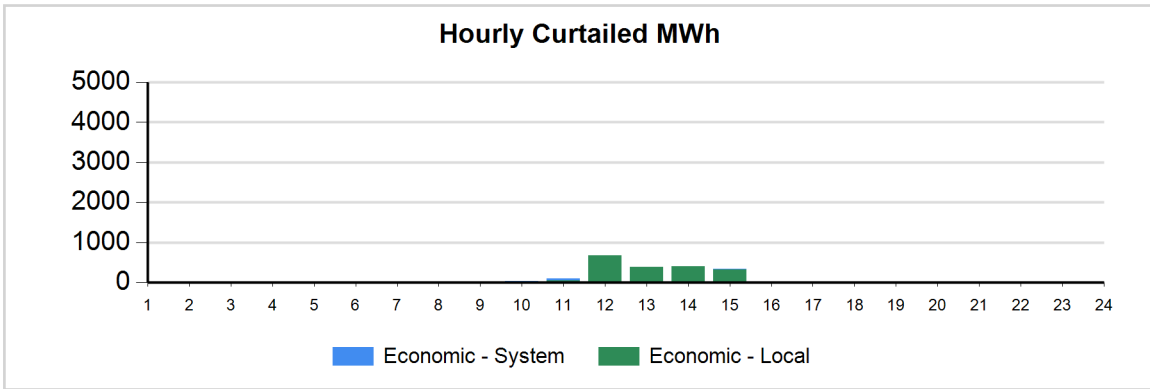


Wind and Solar RTD Curtailment 12/11/2016



DATE	HOUR	CURT TYPE	REASON	FUEL TYPE	CURTAILED MWH	CURTAILED MW
12/11	9	Economic	System	WIND	4	47
12/11	10	Economic	System	SOLR	10	110
12/11	10	Economic	System	WIND	25	129
12/11	11	Economic	Local	SOLR	21	147
12/11	11	Economic	Local	WIND	22	124
12/11	11	Economic	System	SOLR	1	
12/11	11	Economic	System	WIND	51	
12/11	12	Economic	Local	SOLR	554	801
12/11	12	Economic	Local	WIND	118	127
12/11	13	Economic	Local	SOLR	311	597
12/11	13	Economic	Local	WIND	83	112
12/11	14	Economic	Local	SOLR	308	582
12/11	14	Economic	Local	WIND	98	103
12/11	15	Economic	Local	SOLR	241	538
12/11	15	Economic	Local	WIND	104	135
12/11	15	Economic	System	WIND	1	
12/11	16	Economic	Local	WIND	8	92
12/11	16	Economic	System	SOLR	0	
12/11	16	Economic	System	WIND	8	
12/11	17	Economic	Local	WIND	15	65
12/11	17	Economic	System	SOLR	0	