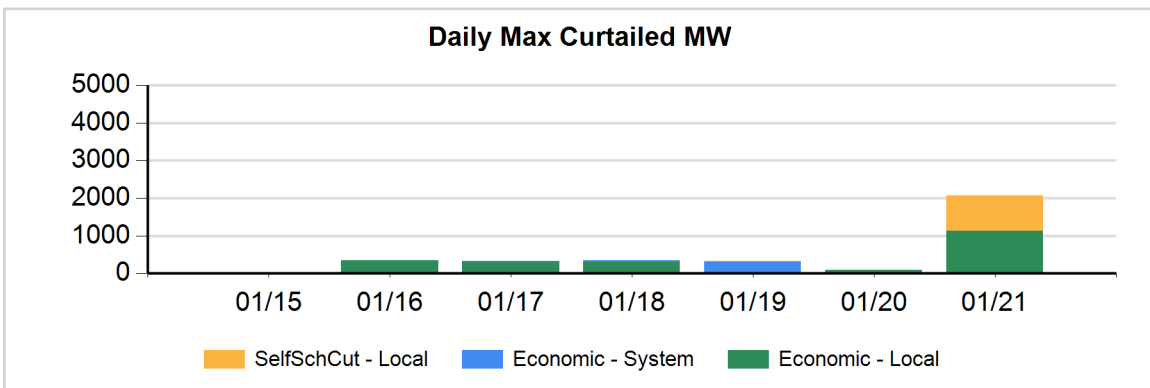
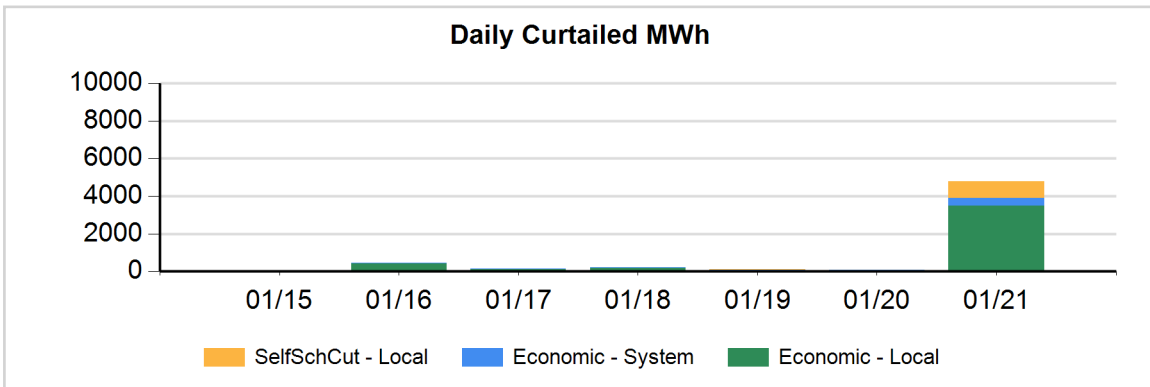
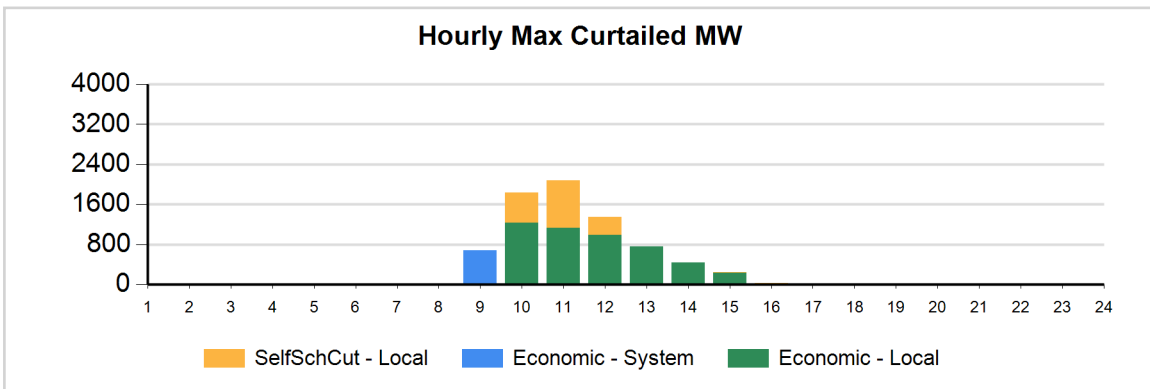
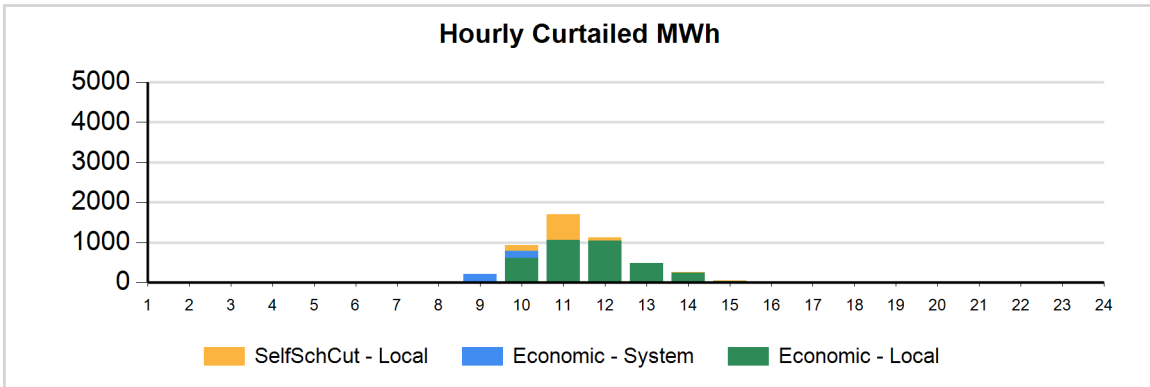




Wind and Solar RTD Curtailment 1/21/2017



DATE	HOUR	CURT TYPE	REASON	FUEL TYPE	CURTAILED MWH	CURTAILED MW
01/21	9	Economic	System	SOLR	165	568
01/21	9	Economic	System	WIND	47	113
01/21	10	Economic	Local	SOLR	458	900
01/21	10	Economic	Local	WIND	153	335
01/21	10	Economic	System	SOLR	142	
01/21	10	Economic	System	WIND	42	
01/21	10	SelfSchCut	Local	SOLR	129	572
01/21	10	SelfSchCut	Local	WIND	9	34
01/21	11	Economic	Local	SOLR	763	859
01/21	11	Economic	Local	WIND	296	270
01/21	11	SelfSchCut	Local	SOLR	480	587
01/21	11	SelfSchCut	Local	WIND	163	360
01/21	12	Economic	Local	SOLR	742	697
01/21	12	Economic	Local	WIND	299	294
01/21	12	SelfSchCut	Local	SOLR	67	253
01/21	12	SelfSchCut	Local	WIND	11	109
01/21	13	Economic	Local	SOLR	404	646
01/21	13	Economic	Local	WIND	86	113
01/21	14	Economic	Local	SOLR	189	366
01/21	14	Economic	Local	WIND	67	77
01/21	14	SelfSchCut	Local	SOLR	8	
01/21	15	Economic	Local	SOLR	23	161
01/21	15	Economic	Local	WIND	16	74
01/21	15	SelfSchCut	Local	SOLR	3	8
01/21	16	Economic	Local	SOLR	3	7
01/21	16	Economic	System	SOLR	1	2
01/21	16	SelfSchCut	Local	SOLR	2	15
01/21	17	Economic	System	SOLR	0	0