

## Wind and Solar Curtailment July 27, 2021

This report is produced daily to provide a detailed accounting of the wind and solar renewable generation that was curtailed and the reasons why<sup>1</sup>. This report should be read in the context of the Renewables Watch report for a more complete understanding of both renewable curtailment and generation<sup>2</sup>.

Wind and solar curtailments are grouped into the following categories:

1. Economic - Local: Market dispatch of generators with economic bids to mitigate local congestion<sup>3</sup>.
2. Economic - System: Market dispatch of generators with economic bids to mitigate system-wide oversupply<sup>4</sup>.
3. SelfSchCut - Local: Market dispatch of self-schedules to mitigate local congestion.
4. SelfSchCut - System: Market dispatch of self-schedules to mitigate system-wide oversupply.
5. ExDispatch - Local: Exceptional dispatch to mitigate local congestion.
6. ExDispatch - System: Exceptional dispatch to mitigate system-wide oversupply.

Note: Amounts smaller than 1 MW are filtered out for simplicity. Such small curtailments are occasionally observed when forecasts are lower than Pmin when market will de-commit the unit and send the 0 MW dispatch.

<sup>1</sup>Only wind and solar resources can be reported in this manner because these resources have a forecast. Curtailment is defined as the difference between actual production and the forecast when actual production is less than the forecast.

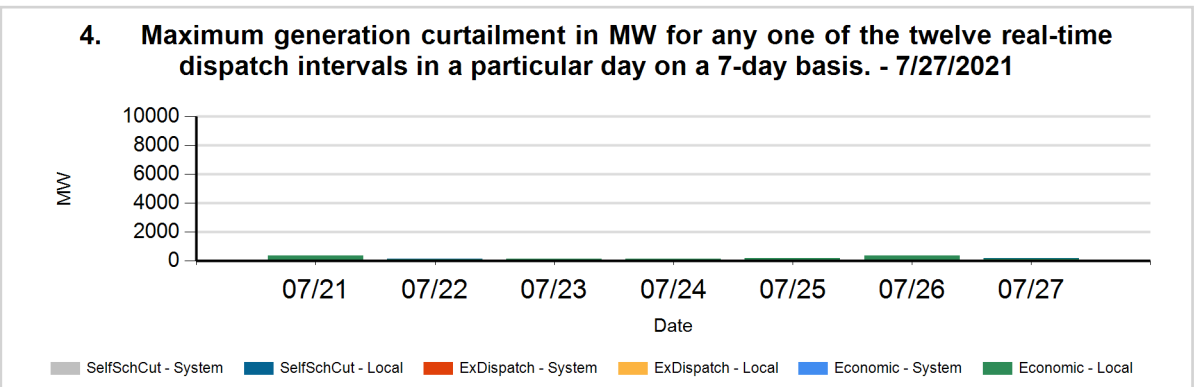
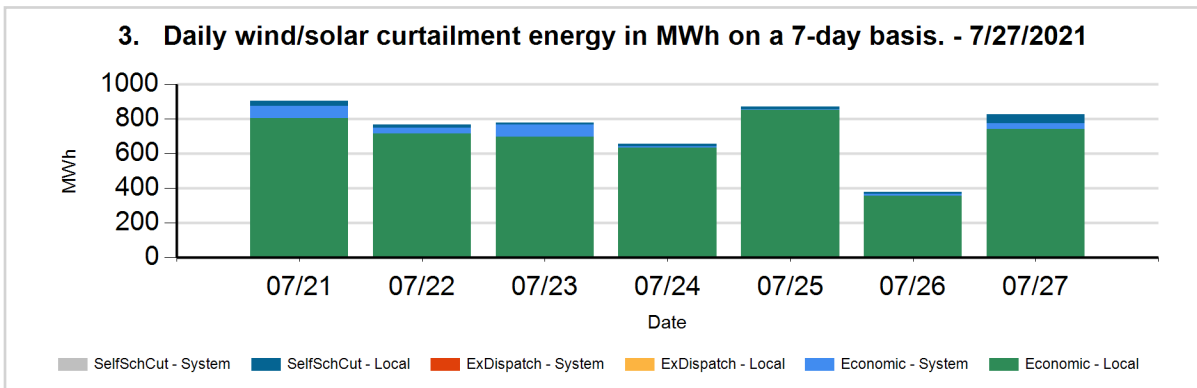
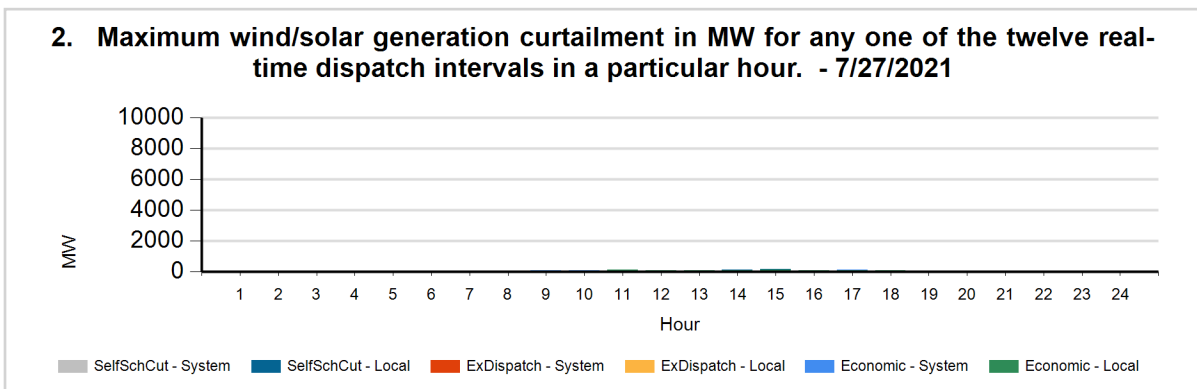
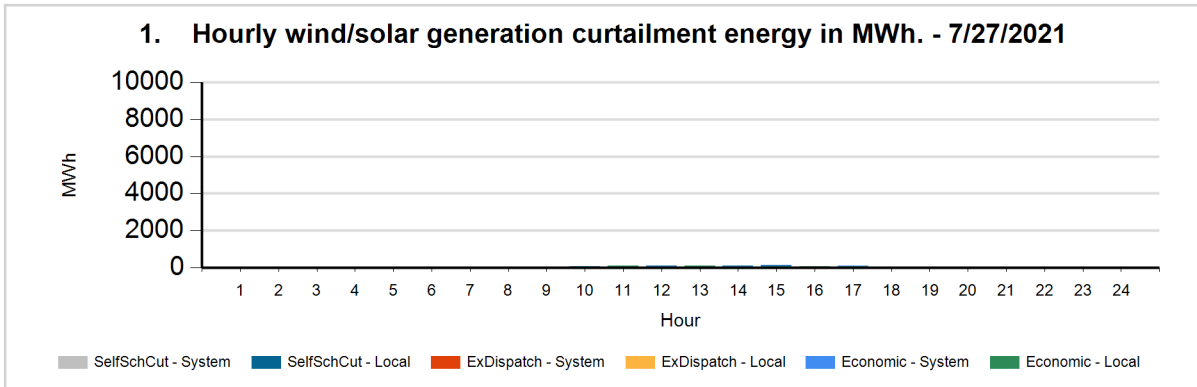
<sup>2</sup>The Renewables Watch report provides daily actual renewable production within the ISO grid. It is available at: <http://www.caiso.com/green/renewableswatch.html>.

<sup>3</sup>Congestion occurs when available, least-cost energy cannot be delivered to some loads because transmission facilities do not have sufficient capacity to deliver the energy.

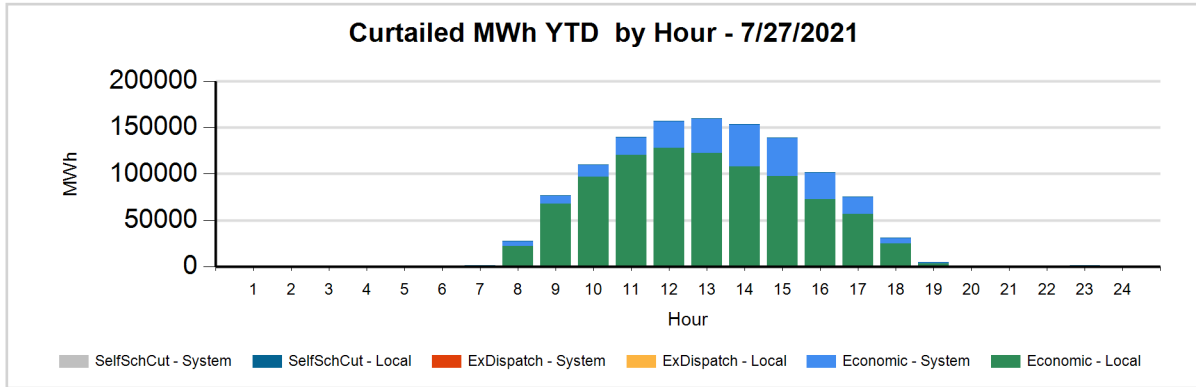
<sup>4</sup>For more information on oversupply conditions, please see:

[https://www.caiso.com/Documents/FlexibleResourcesHelpRenewables\\_FastFacts.pdf](https://www.caiso.com/Documents/FlexibleResourcesHelpRenewables_FastFacts.pdf)

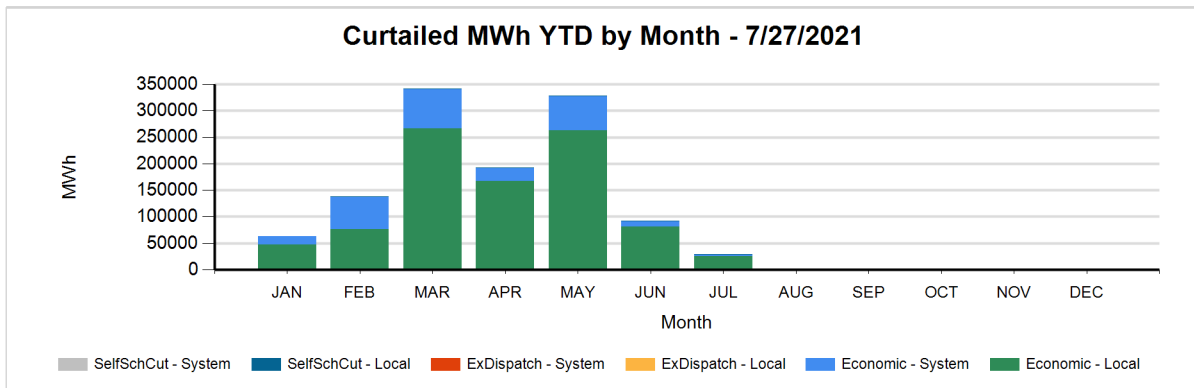
The following charts show the daily and 7-day wind and solar curtailment by category, if any.



The following charts show hourly year to date wind and solar curtailment by category, if any.



The following charts show monthly year to date wind and solar curtailment by category, if any.



TYPE	YTD CURTAILED MWH - 7/27/2021
LocalEconomic	924,531
LocalSelfSchCut	4,281
SystemEconomic	254,616
TOTAL	1,183,429

Data used to produce hourly chart

DATE	HOUR	CURT TYPE	REASON	FUEL TYPE	CURTAILED MWH	CURTAILED MW
07/27	8	Economic	Local	SOLR	5	26
07/27	8	SelfSchCut	Local	SOLR	5	
07/27	9	Economic	Local	SOLR	34	30
07/27	9	Economic	System	SOLR	8	32
07/27	9	SelfSchCut	Local	SOLR	4	
07/27	10	Economic	Local	SOLR	67	84
07/27	10	Economic	System	SOLR	5	9
07/27	10	SelfSchCut	Local	SOLR	7	
07/27	11	Economic	Local	SOLR	95	103
07/27	12	Economic	Local	SOLR	79	99
07/27	12	Economic	System	SOLR	1	
07/27	12	Economic	System	WIND	0	
07/27	12	SelfSchCut	Local	SOLR	7	
07/27	13	Economic	Local	SOLR	92	98
07/27	13	Economic	System	SOLR	0	
07/27	14	Economic	Local	SOLR	69	83
07/27	14	Economic	System	SOLR	4	
07/27	14	SelfSchCut	Local	SOLR	10	20
07/27	15	Economic	Local	SOLR	104	126
07/27	15	Economic	System	SOLR	1	
07/27	15	SelfSchCut	Local	SOLR	21	20
07/27	16	Economic	Local	SOLR	61	72
07/27	17	Economic	Local	SOLR	89	78
07/27	17	Economic	System	SOLR	6	41
07/27	18	Economic	Local	SOLR	36	82
07/27	18	Economic	System	SOLR	8	
07/27	19	Economic	Local	SOLR	0	2
07/27	19	Economic	System	SOLR	1	6
07/27	20	Economic	Local	SOLR	0	4
07/27	23	Economic	Local	WIND	7	44

The information contained in this report is preliminary and subject to change without notice. No inference, decision or conclusion should be made based on the information in this report or any series of these reports. All values are hourly average unless otherwise stated. Questions about this report should be directed to Short-Term Forecasting at [ShortTermForecasting@caiso.com](mailto:ShortTermForecasting@caiso.com).