

Wind and Solar Curtailment March 20, 2023

This report is produced daily to provide a detailed accounting of the wind and solar renewable generation that was curtailed and the reasons why¹. This report should be read in the context of the Renewables Watch report for a more complete understanding of both renewable curtailment and generation².

Wind and solar curtailments are grouped into the following categories:

1. Economic - Local: Market dispatch of generators with economic bids to mitigate local congestion³.
2. Economic - System: Market dispatch of generators with economic bids to mitigate system-wide oversupply⁴.
3. SelfSchCut - Local: Market dispatch of self-schedules to mitigate local congestion.
4. SelfSchCut - System: Market dispatch of self-schedules to mitigate system-wide oversupply.
5. ExDispatch - Local: Exceptional dispatch to mitigate local congestion.
6. ExDispatch - System: Exceptional dispatch to mitigate system-wide oversupply.

Note: Amounts smaller than 1 MW are filtered out for simplicity. Such small curtailments are occasionally observed when forecasts are lower than Pmin when market will de-commit the unit and send the 0 MW dispatch.

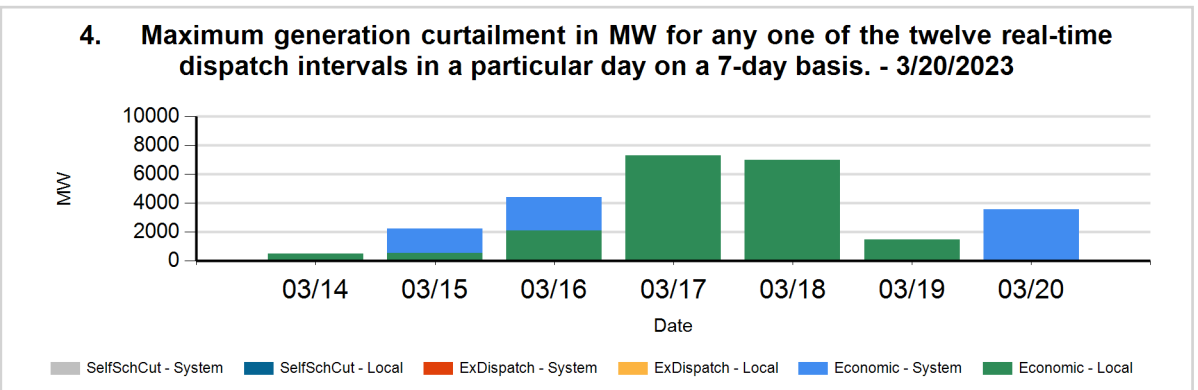
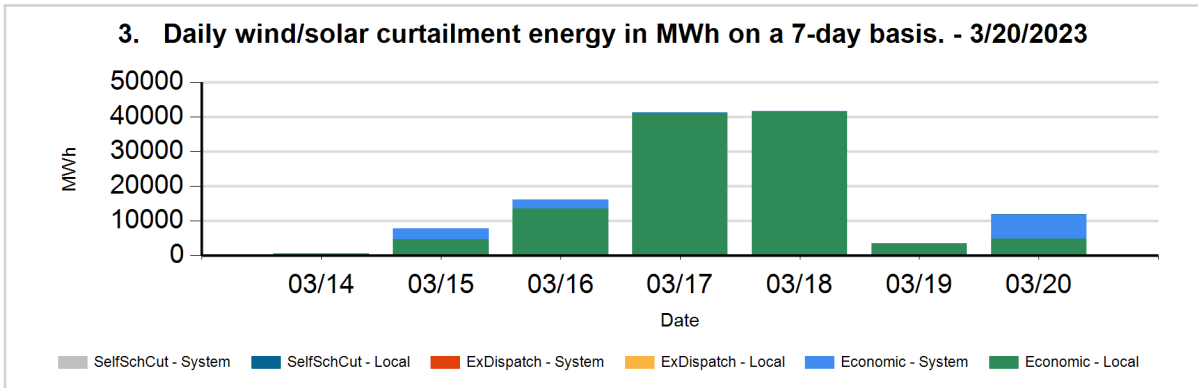
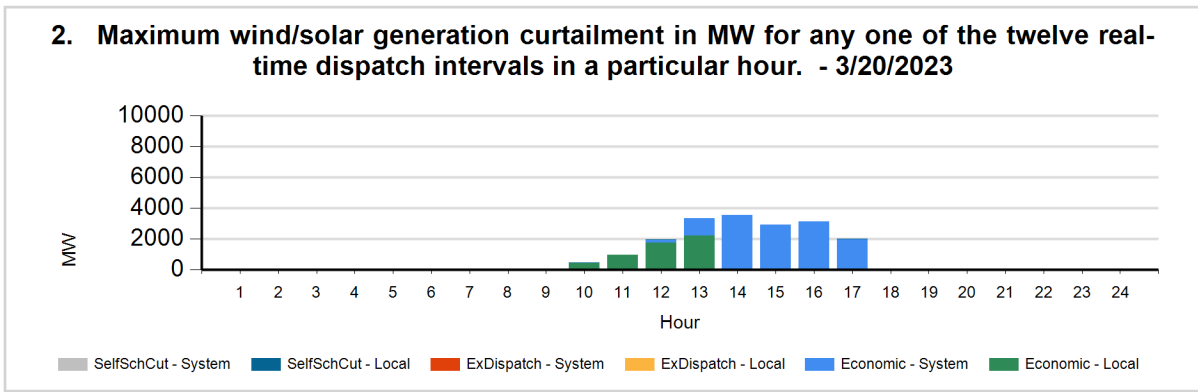
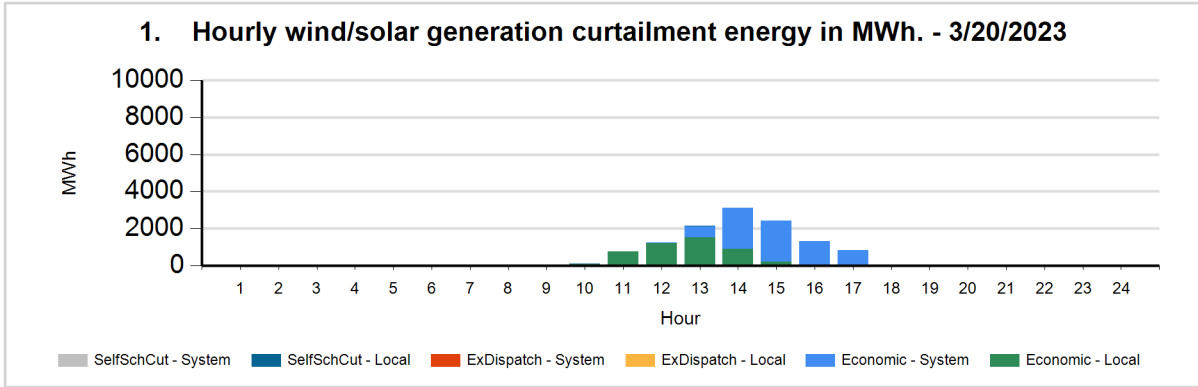
¹Only wind and solar resources can be reported in this manner because these resources have a forecast. Curtailment is defined as the difference between actual production and the forecast when actual production is less than the forecast.

²The Renewables Watch report provides daily actual renewable production within the ISO grid. It is available at: <http://www.caiso.com/green/renewableswatch.html>.

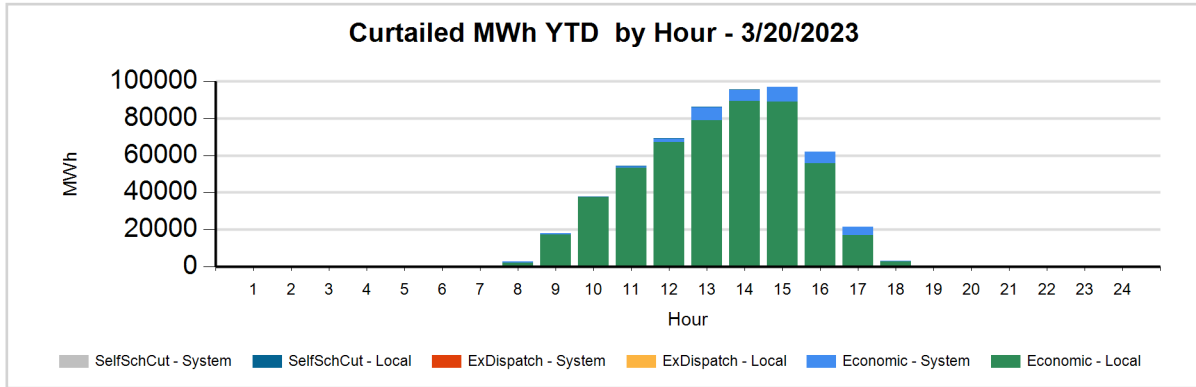
³Congestion occurs when available, least-cost energy cannot be delivered to some loads because transmission facilities do not have sufficient capacity to deliver the energy.

⁴For more information on oversupply conditions, please see: https://www.caiso.com/Documents/FlexibleResourcesHelpRenewables_FastFacts.pdf

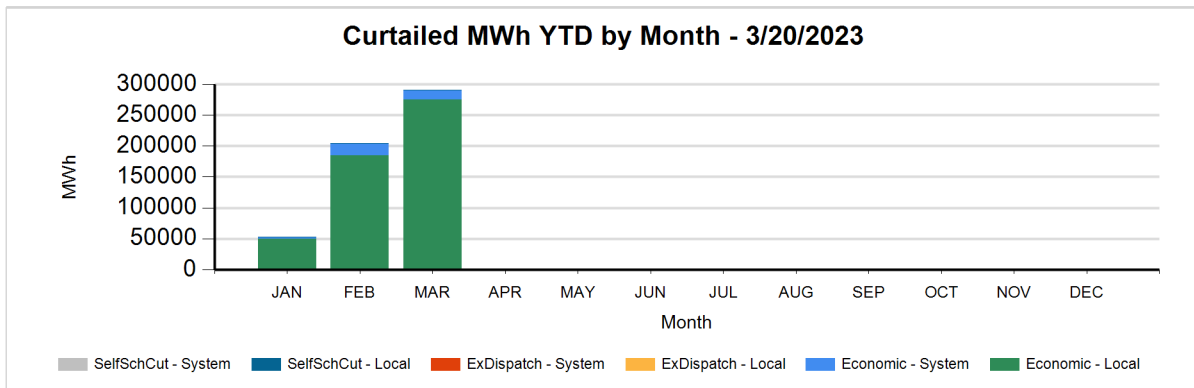
The following charts show the daily and 7-day wind and solar curtailment by category, if any.



The following charts show hourly year to date wind and solar curtailment by category, if any.



The following charts show monthly year to date wind and solar curtailment by category, if any.



TYPE	YTD CURTAILED MWH - 3/20/2023
LocalEconomic	510,015
LocalSelfSchCut	12
SystemEconomic	37,955
TOTAL	547,983

Data used to produce hourly chart

DATE	HOUR	CURT TYPE	REASON	FUEL TYPE	CURTAILED MWH	CURTAILED MW
03/20	8	Economic	System	SOLR	3	10
03/20	9	Economic	Local	SOLR	1	8
03/20	9	Economic	System	SOLR	1	
03/20	10	Economic	Local	SOLR	99	445
03/20	10	Economic	System	SOLR	0	
03/20	10	SelfSchCut	Local	SOLR	1	1
03/20	11	Economic	Local	SOLR	769	965
03/20	11	SelfSchCut	Local	SOLR	0	
03/20	12	Economic	Local	SOLR	1198	1740
03/20	12	Economic	System	SOLR	36	196
03/20	12	Economic	System	WIND	2	12
03/20	12	SelfSchCut	Local	SOLR	0	1
03/20	13	Economic	Local	SOLR	1486	1958
03/20	13	Economic	Local	WIND	34	241
03/20	13	Economic	System	SOLR	574	1023
03/20	13	Economic	System	WIND	34	131
03/20	13	SelfSchCut	Local	SOLR	1	
03/20	14	Economic	Local	SOLR	824	49
03/20	14	Economic	Local	WIND	74	
03/20	14	Economic	System	SOLR	1981	3104
03/20	14	Economic	System	WIND	221	389
03/20	15	Economic	Local	SOLR	203	30
03/20	15	Economic	Local	WIND	6	
03/20	15	Economic	System	SOLR	1981	2450
03/20	15	Economic	System	WIND	241	426
03/20	16	Economic	Local	SOLR	10	15
03/20	16	Economic	System	SOLR	1202	2693
03/20	16	Economic	System	WIND	112	398
03/20	17	Economic	Local	SOLR	38	43
03/20	17	Economic	System	SOLR	740	1824
03/20	17	Economic	System	WIND	46	131

03/20	17	SelfSchCut	Local	SOLR	0	1
03/20	18	Economic	System	SOLR	1	16
03/20	20	Economic	System	WIND	2	16

The information contained in this report is preliminary and subject to change without notice. No inference, decision or conclusion should be made based on the information in this report or any series of these reports. All values are hourly average unless otherwise stated. Questions about this report should be directed to Short-Term Forecasting at ShortTermForecasting@caiso.com.