

## Wind and Solar Curtailment October 02, 2023

This report is produced daily to provide a detailed accounting of the wind and solar renewable generation that was curtailed and the reasons why<sup>1</sup>. This report should be read in the context of the Renewables Watch report for a more complete understanding of both renewable curtailment and generation<sup>2</sup>.

Wind and solar curtailments are grouped into the following categories:

1. Economic - Local: Market dispatch of generators with economic bids to mitigate local congestion<sup>3</sup>.
2. Economic - System: Market dispatch of generators with economic bids to mitigate system-wide oversupply<sup>4</sup>.
3. SelfSchCut - Local: Market dispatch of self-schedules to mitigate local congestion.
4. SelfSchCut - System: Market dispatch of self-schedules to mitigate system-wide oversupply.
5. ExDispatch - Local: Exceptional dispatch to mitigate local congestion.
6. ExDispatch - System: Exceptional dispatch to mitigate system-wide oversupply.

Note: Amounts smaller than 1 MW are filtered out for simplicity. Such small curtailments are occasionally observed when forecasts are lower than Pmin when market will de-commit the unit and send the 0 MW dispatch.

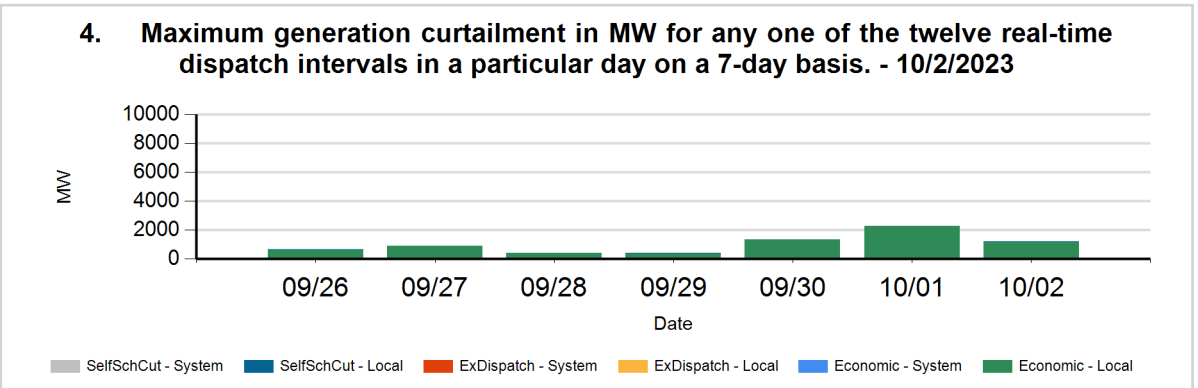
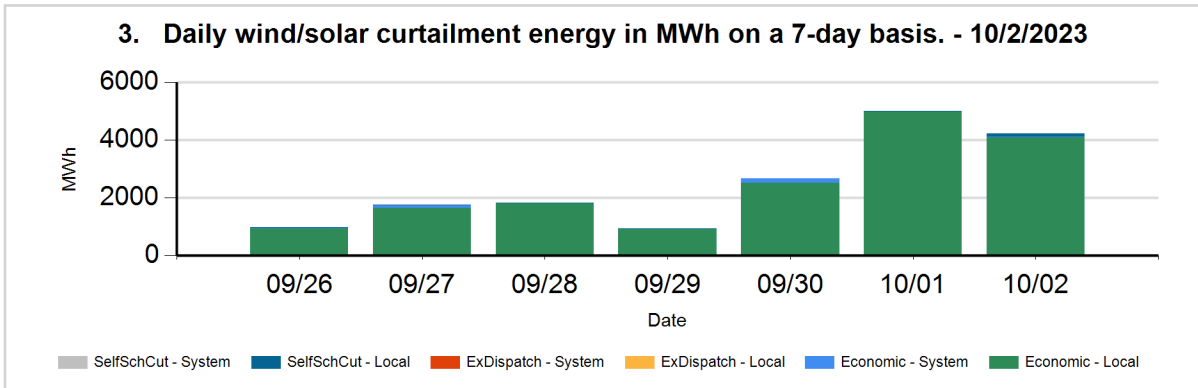
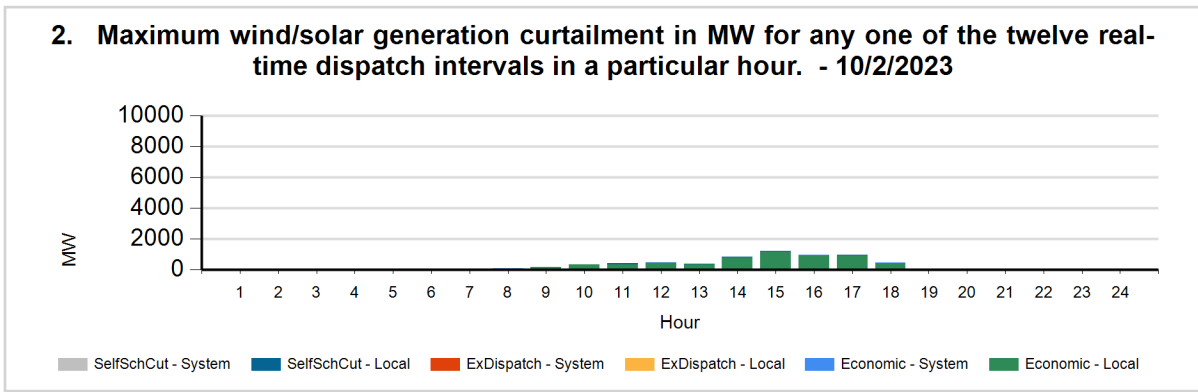
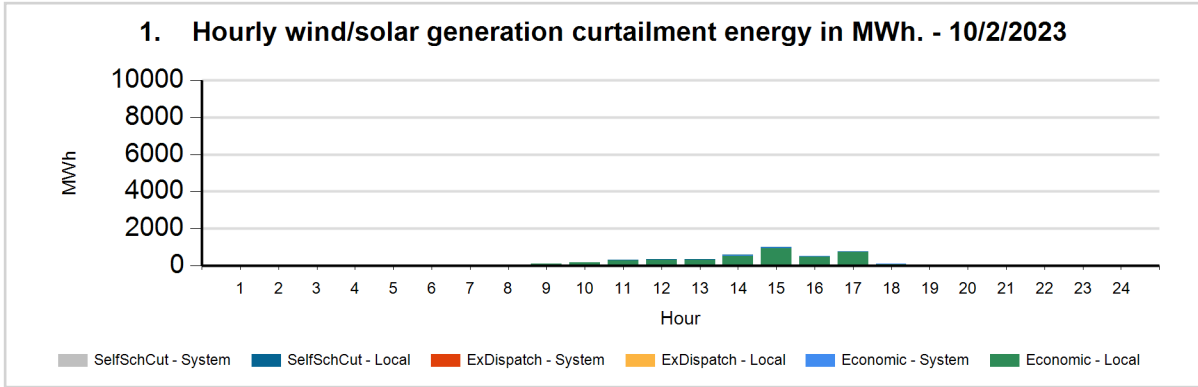
<sup>1</sup>Only wind and solar resources can be reported in this manner because these resources have a forecast. Curtailment is defined as the difference between actual production and the forecast when actual production is less than the forecast.

<sup>2</sup>The Renewables Watch report provides daily actual renewable production within the ISO grid. It is available at: <http://www.caiso.com/green/renewableswatch.html>.

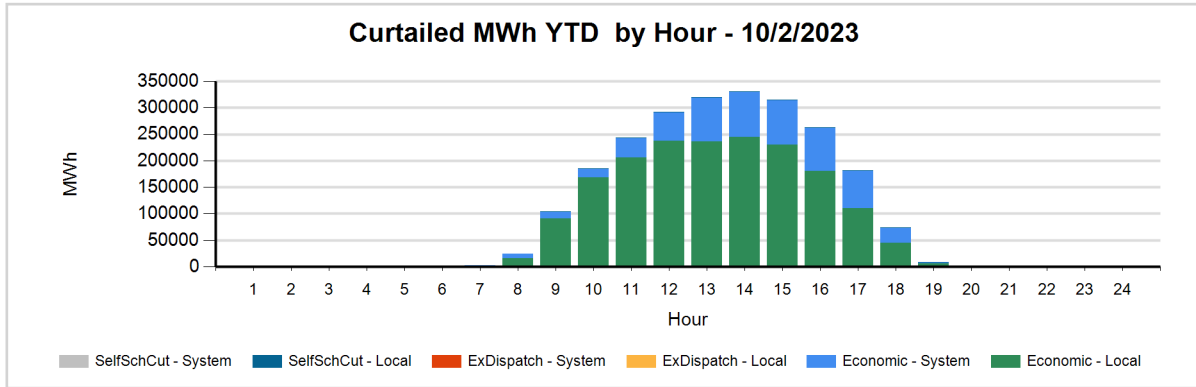
<sup>3</sup>Congestion occurs when available, least-cost energy cannot be delivered to some loads because transmission facilities do not have sufficient capacity to deliver the energy.

<sup>4</sup>For more information on oversupply conditions, please see: [https://www.caiso.com/Documents/FlexibleResourcesHelpRenewables\\_FastFacts.pdf](https://www.caiso.com/Documents/FlexibleResourcesHelpRenewables_FastFacts.pdf)

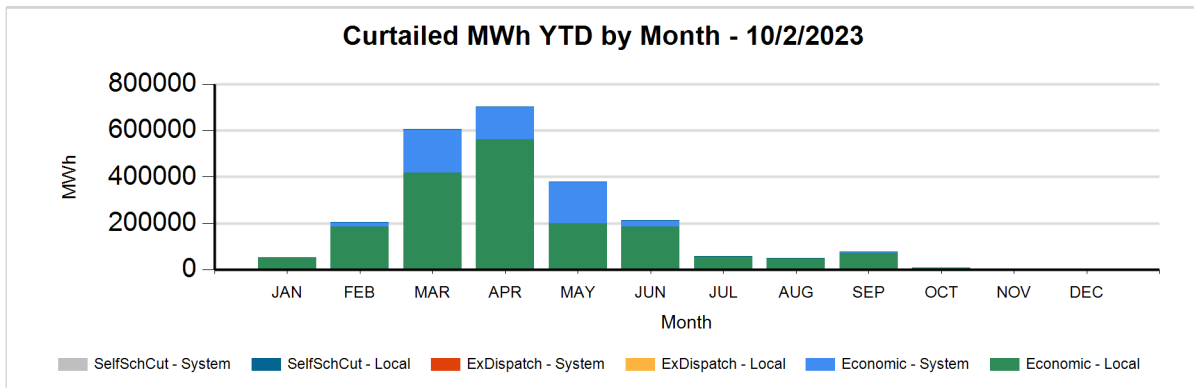
The following charts show the daily and 7-day wind and solar curtailment by category, if any.



The following charts show hourly year to date wind and solar curtailment by category, if any.



The following charts show monthly year to date wind and solar curtailment by category, if any.



TYPE	YTD CURTAILED MWH - 10/2/2023
LocalEconomic	1,779,164
LocalSelfSchCut	1,847
SystemEconomic	571,437
TOTAL	2,352,448

**Data used to produce hourly chart**

DATE	HOUR	CURT TYPE	REASON	FUEL TYPE	CURTAILED MWH	CURTAILED MW
10/02	8	Economic	Local	SOLR	1	
10/02	8	Economic	System	SOLR	6	74
10/02	9	Economic	Local	SOLR	96	162
10/02	10	Economic	Local	SOLR	145	276
10/02	10	Economic	Local	WIND	19	37
10/02	11	Economic	Local	SOLR	305	321
10/02	11	SelfSchCut	Local	SOLR	19	79
10/02	12	Economic	Local	SOLR	294	373
10/02	12	Economic	Local	WIND	4	32
10/02	12	SelfSchCut	Local	SOLR	44	69
10/02	13	Economic	Local	SOLR	337	383
10/02	13	SelfSchCut	Local	SOLR	3	6
10/02	14	Economic	Local	SOLR	534	742
10/02	14	Economic	Local	WIND	11	41
10/02	14	Economic	System	SOLR	2	
10/02	14	SelfSchCut	Local	SOLR	20	65
10/02	15	Economic	Local	SOLR	900	1096
10/02	15	Economic	Local	WIND	73	78
10/02	15	Economic	System	SOLR	2	
10/02	15	SelfSchCut	Local	SOLR	15	13
10/02	16	Economic	Local	SOLR	463	870
10/02	16	Economic	Local	WIND	60	82
10/02	16	Economic	System	SOLR	6	11
10/02	17	Economic	Local	SOLR	628	774
10/02	17	Economic	Local	WIND	113	146
10/02	17	Economic	System	SOLR	2	
10/02	17	Economic	System	WIND	1	
10/02	17	SelfSchCut	Local	SOLR	4	54
10/02	18	Economic	Local	SOLR	88	349
10/02	18	Economic	Local	WIND	17	79
10/02	18	Economic	System	WIND	1	8

The information contained in this report is preliminary and subject to change without notice. No inference, decision or conclusion should be made based on the information in this report or any series of these reports. All values are hourly average unless otherwise stated. Questions about this report should be directed to Short-Term Forecasting at [ShortTermForecasting@caiso.com](mailto:ShortTermForecasting@caiso.com).