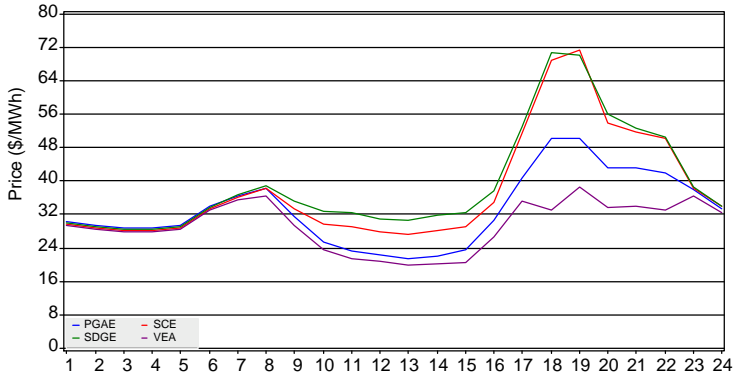


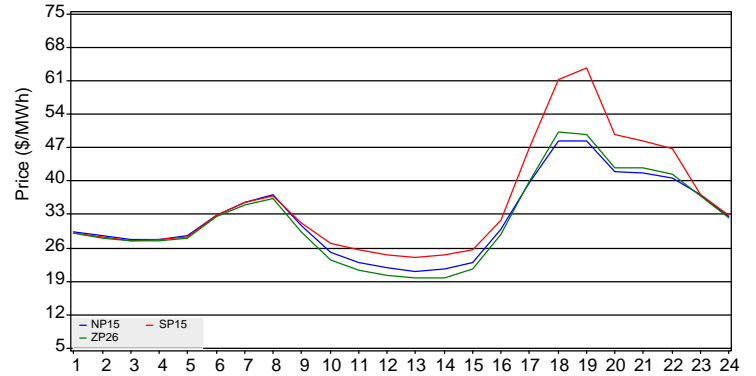
The information contained in this report is preliminary, subject to change without notice. No inference, decision, or conclusion should be made based on the information in this report or any series of these reports. Any questions regarding this report should be directed to CAISO MQRI.

(Note: An explanation of all metrics is available in the Day-Ahead Daily Market Watch Metric Catalog at <http://www.caiso.com/Documents/Day-AheadDailyMarketWatchMetricCatalog.pdf>)

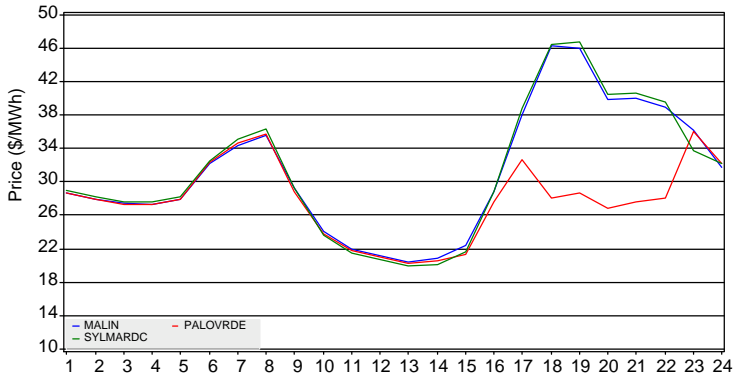
IFM Default LAP LMPs



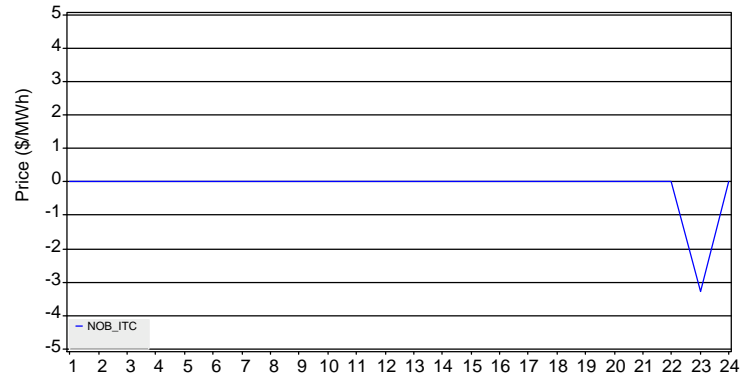
IFM Trading Hub LMPs



Selected IFM Tie Point LMPs



Selected IFM Intertie Shadow Prices



IFM LMP Statistics for On-Peak and Off-Peak Hours (\$/MWh)

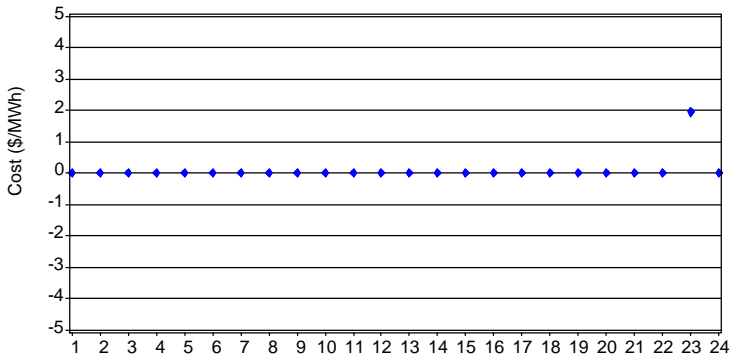
	NP15			SP15			ZP26			PG&E			SCE			SDGE			VEA		
	Max	Mean	Min	Max	Mean	Min	Max	Mean	Min	Max	Mean	Min	Max	Mean	Min	Max	Mean	Min	Max	Mean	Min
OFF	37.10	30.57	27.83	37.12	30.46	27.62	36.96	30.25	27.48	38.11	31.46	28.66	38.12	31.15	28.15	38.43	31.35	28.33	36.55	30.56	27.87
ON	48.52	33.08	21.11	63.69	37.72	24.03	50.15	32.66	19.60	50.19	34.01	21.57	71.28	41.34	27.33	70.60	43.23	30.53	38.42	28.86	19.98

Selected IFM Intertie Congestion Rents

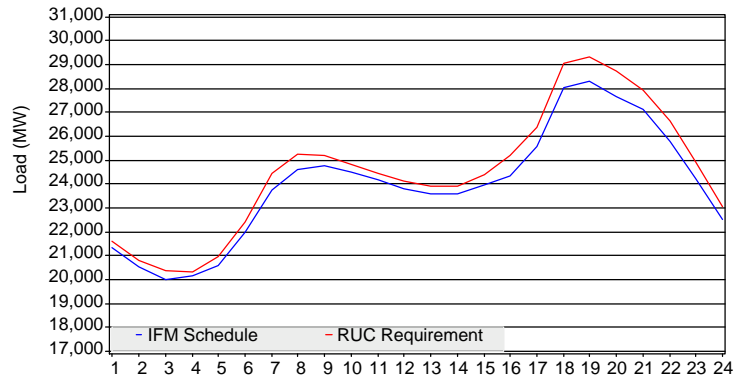
Inter-Tie	Import Rent	Export Rent	Total Rent	Total Rent Percent
NOB_ITC	\$5,307.24	\$0.00	\$5,307.24	100.00%

The information contained in this report is preliminary, subject to change without notice. No inference, decision, or conclusion should be made based on the information in this report or any series of these reports. Any questions regarding this report should be directed to CAISO MQRI.

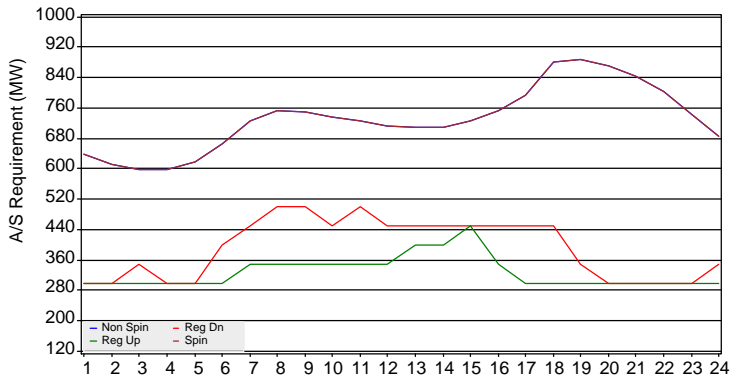
RUC Cost to Underscheduled Load



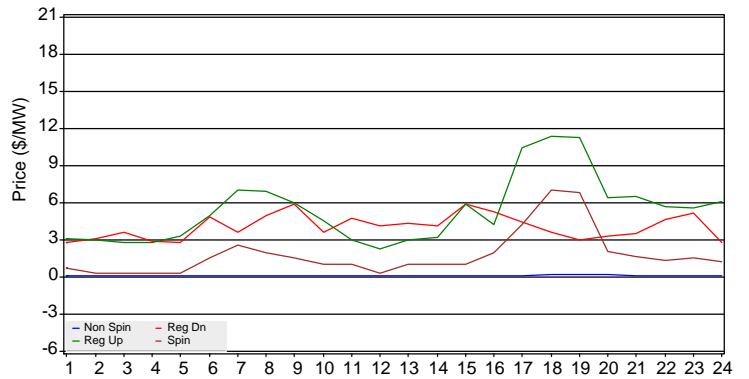
IFM Cleared Quantity and RUC Requirement



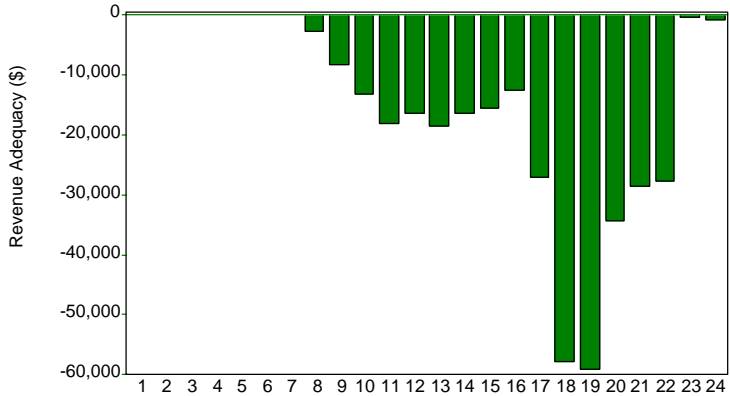
A/S System Requirement



A/S Average Price



CRR Revenue Adequacy



CRR Statistics

	28DEC2017	Cumulative
CONGESTION RENT	\$1,550,746.45	\$64,410,579.62
CRR PAYMENT	\$1,908,475.91	\$78,775,158.25
PERFECT HEDGE	.	\$2,719,769.08
CLAW BACK	.	\$6,267.22
CRR ADEQUACY	-\$357,729.46	-\$17078080.49
ADEQUACY RATIO	81.26%	79.04%
AUCTION REVENUES	.	\$7,202,231.34
BALANCE ACCOUNT	.	-\$9,875,849.15

*The cumulative cost of perfect hedge is between 01DEC2017 and 23DEC2017

*The cumulative cost of claw back is between 01DEC2017 and 21DEC2017