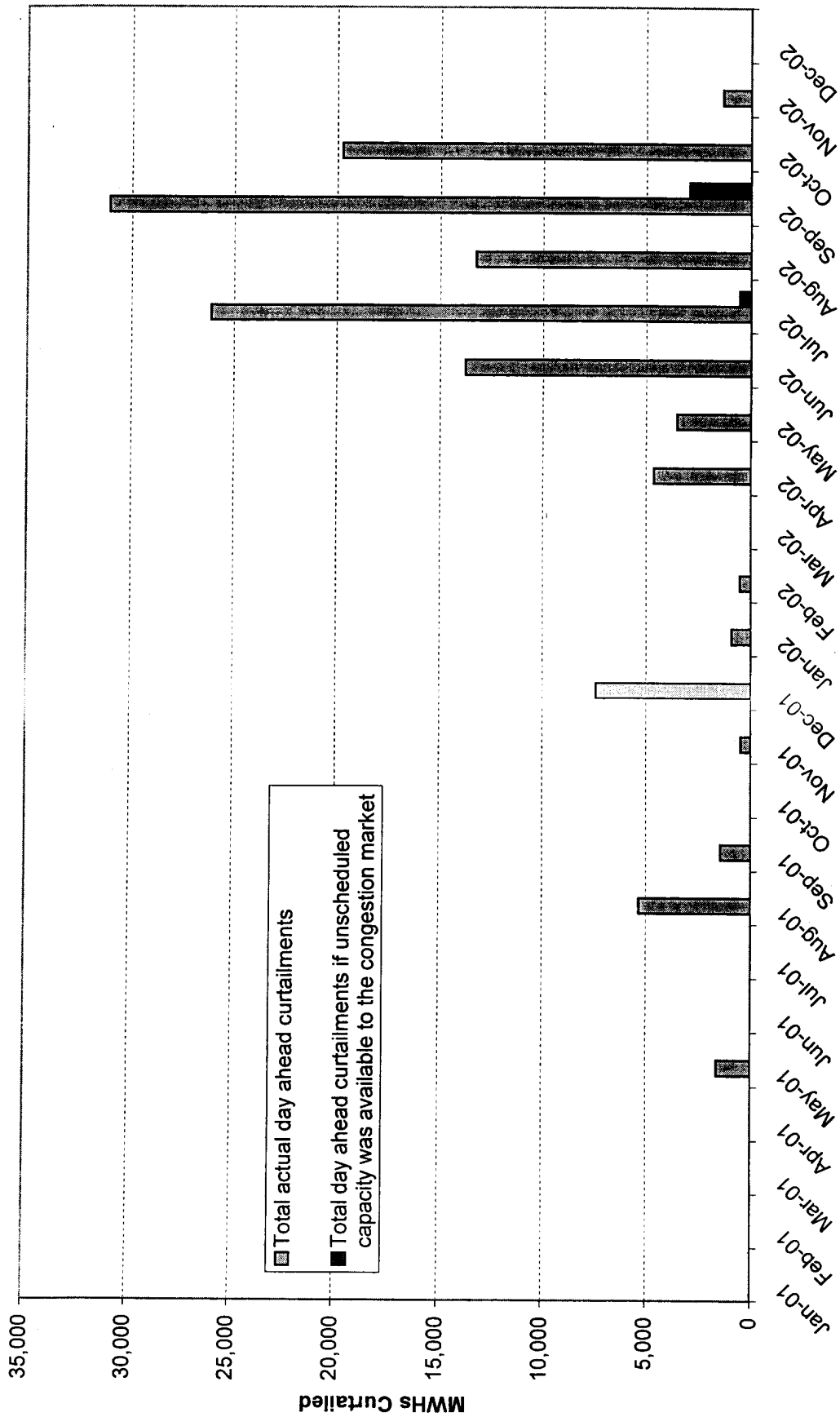
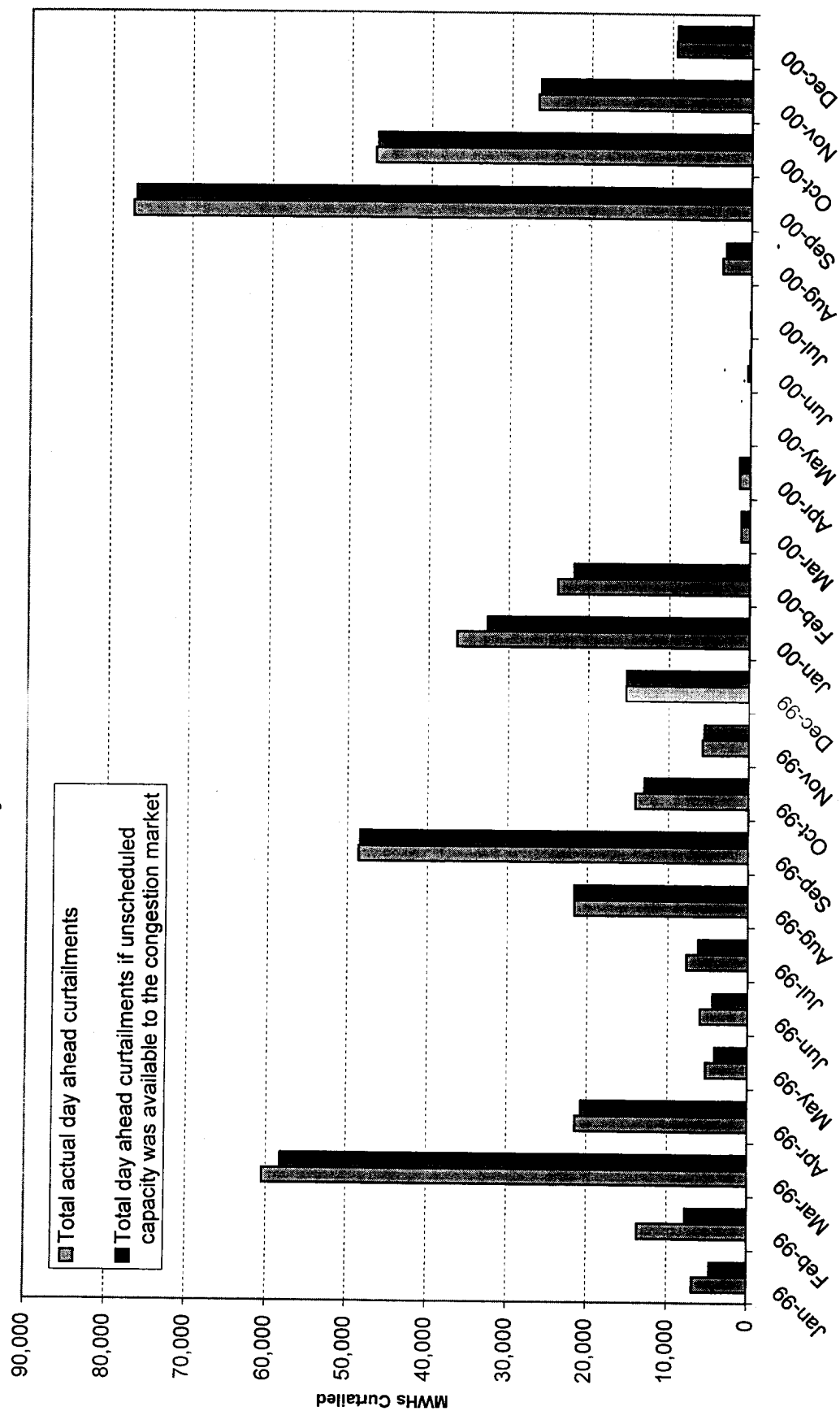


**Exhibit No. ISO-24**


### Day Ahead Import Curtailments of COI January 2001 - December 2002



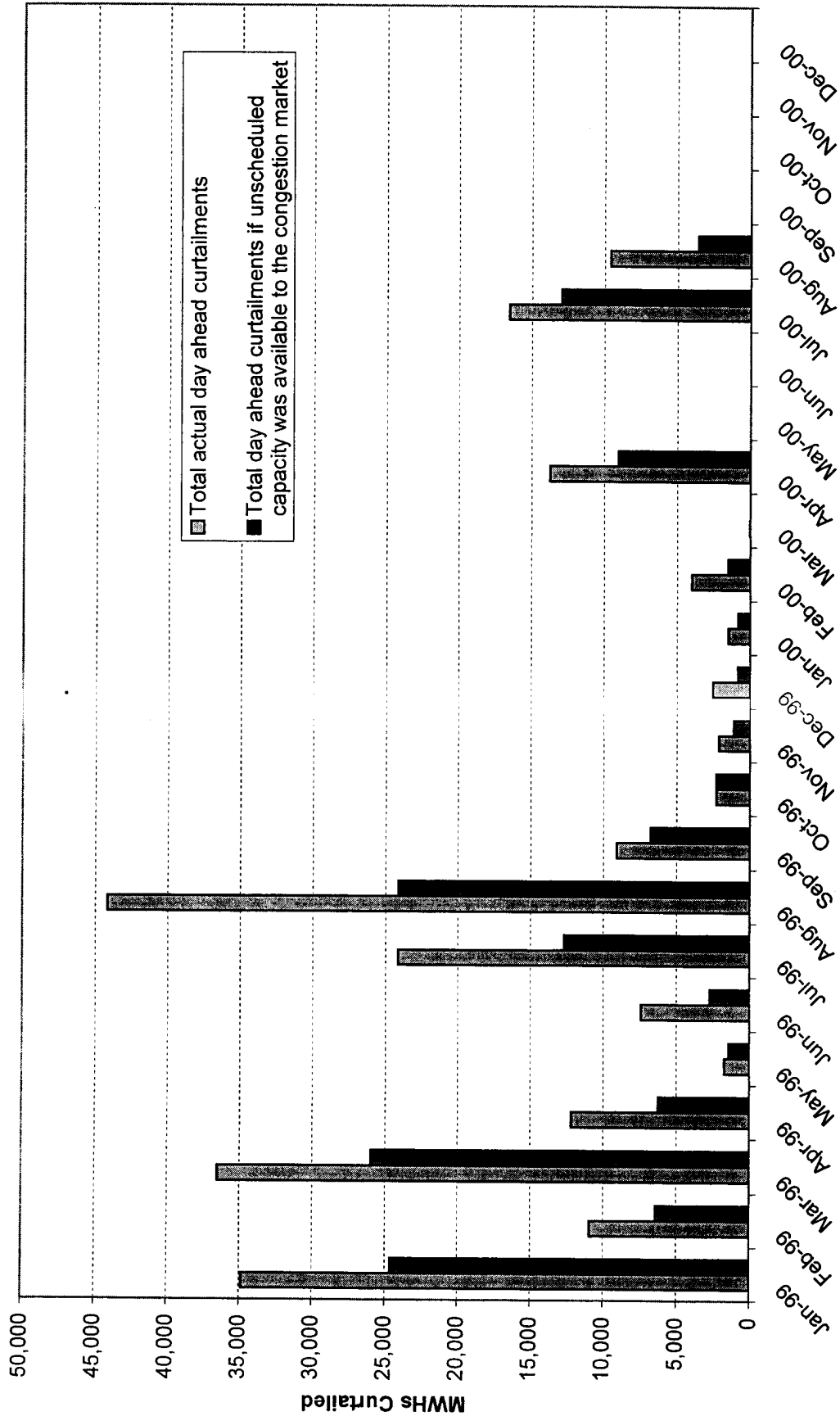
### Day Ahead Import Curtailments of El Dorado January 1999 - December 2000



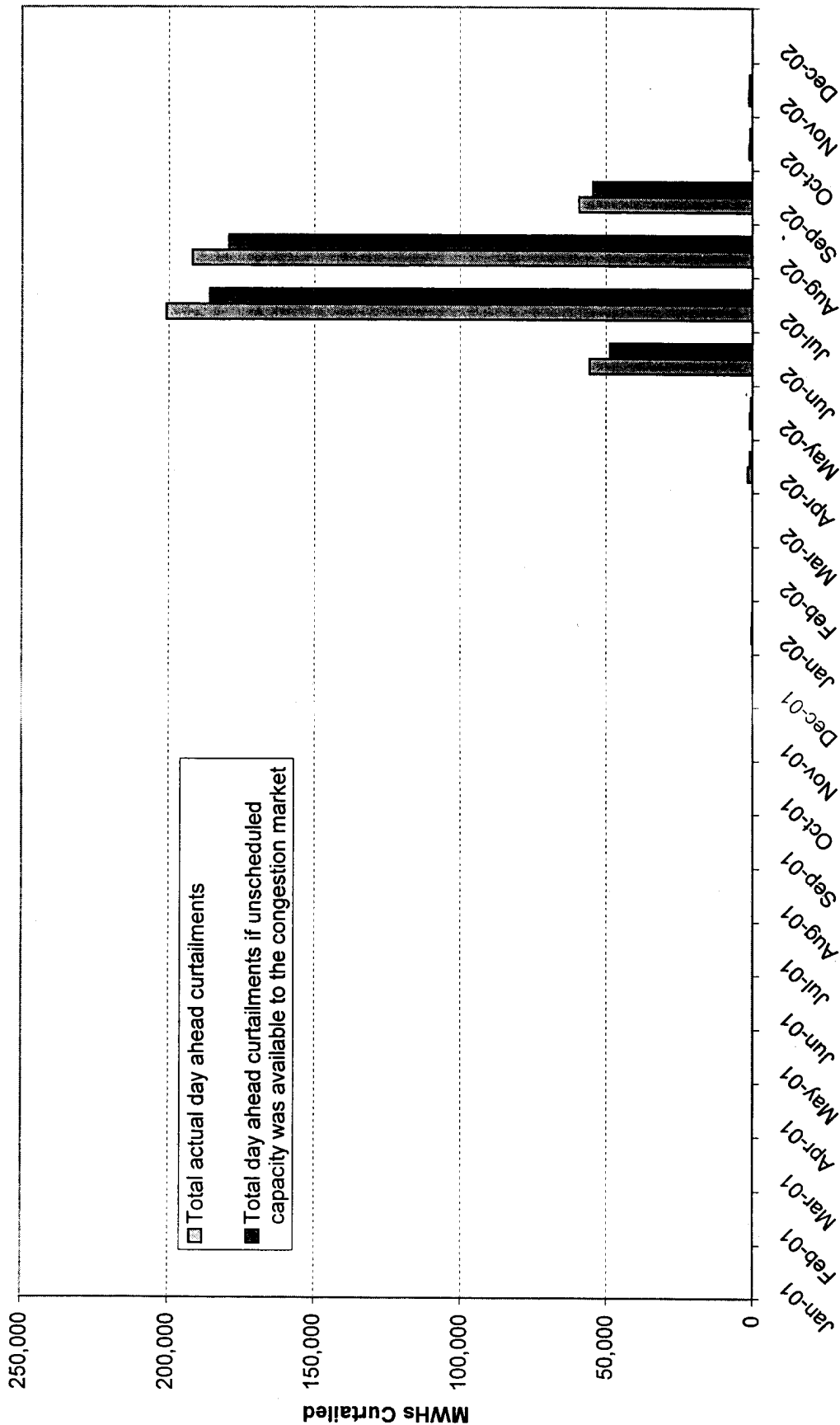
### Day Ahead Import Curtailments of El Dorado January 2001 - December 2002




### Day Ahead Import Curtailments of NOB January 1999 - December 2000



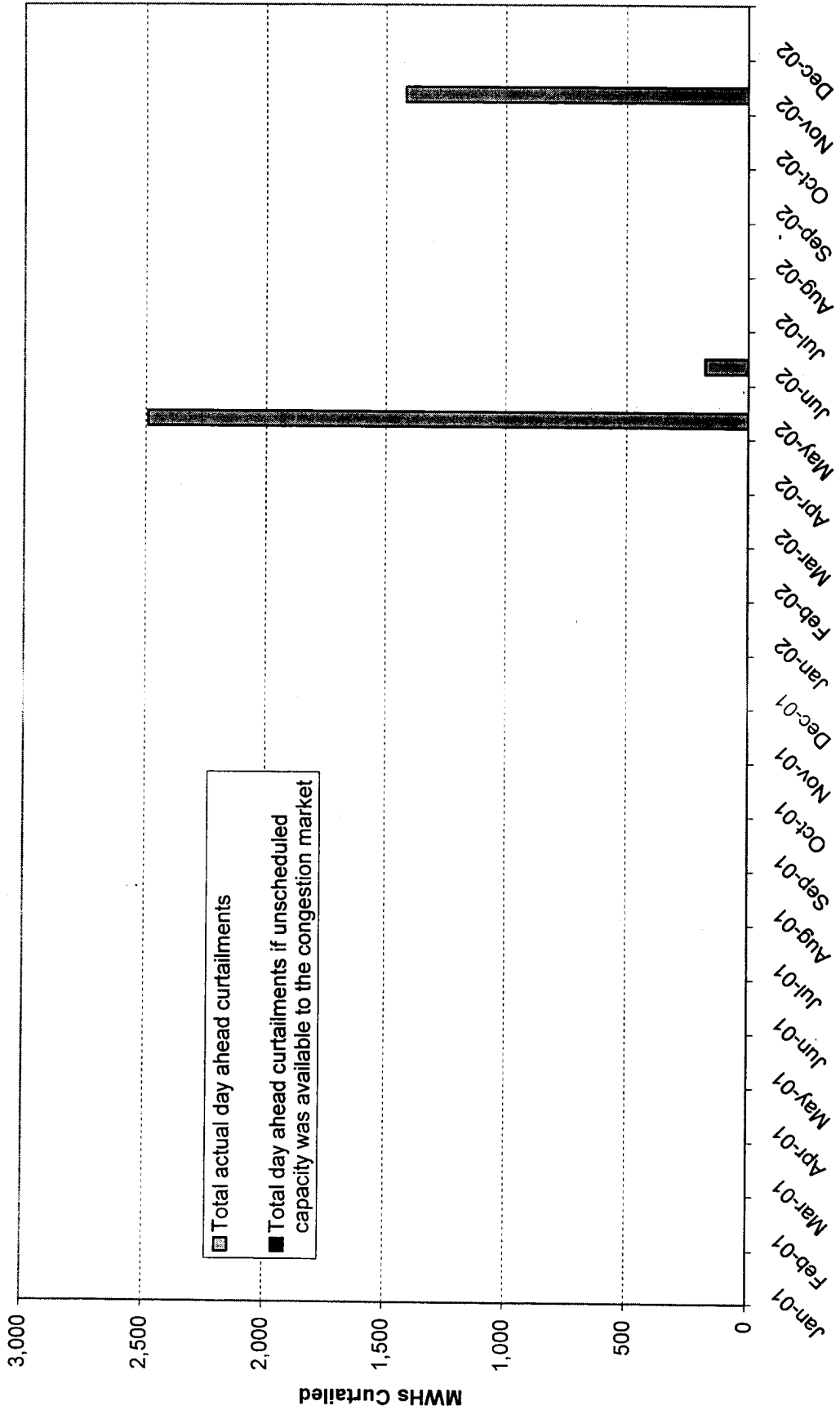
### Day Ahead Import Curtailments of NOB January 2001 - December 2002



### Day Ahead North to South Curtailments of Path 15 January 1999 - December 2000

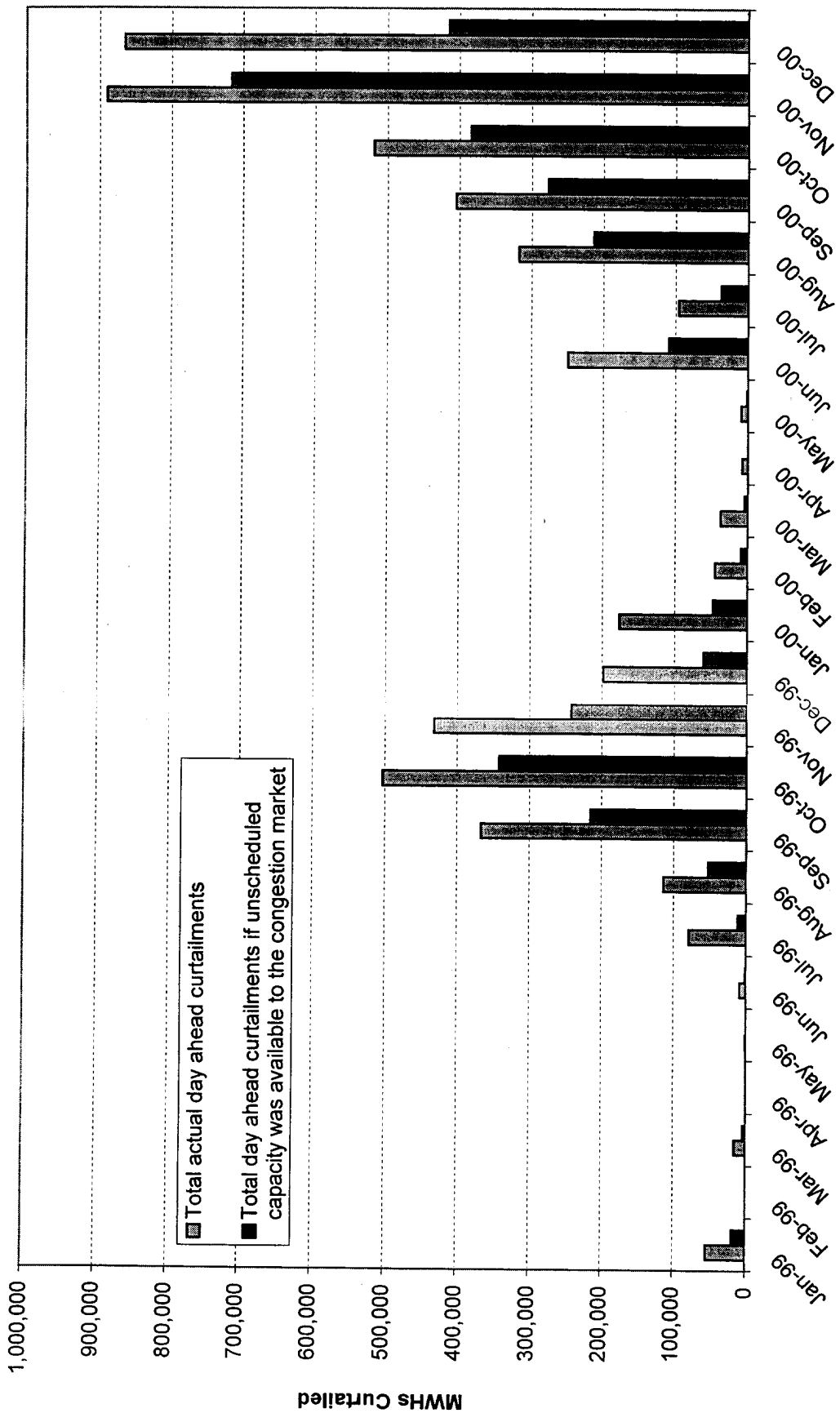


### Day Ahead North to South Curtailments of Path 15 January 2001 - December 2002

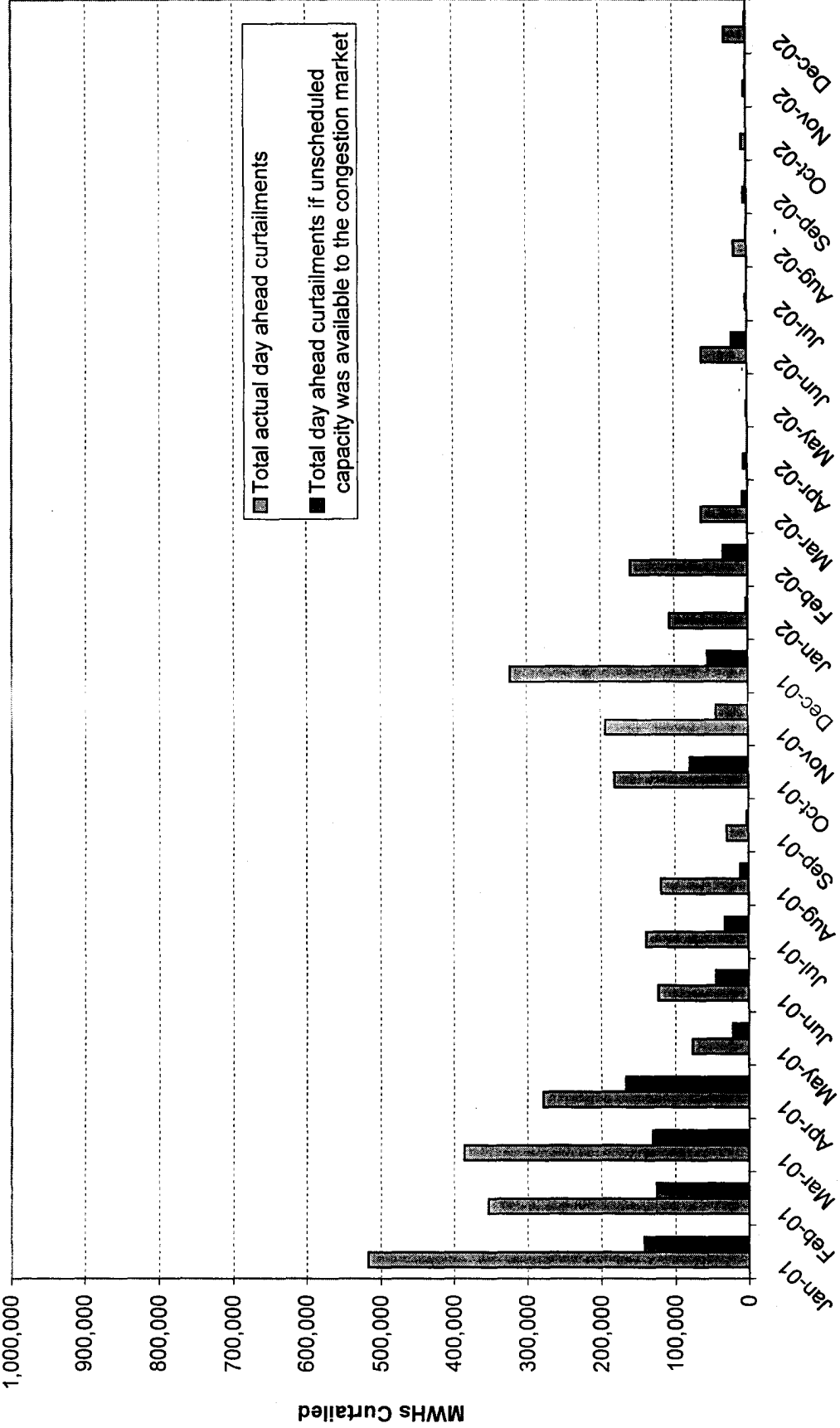




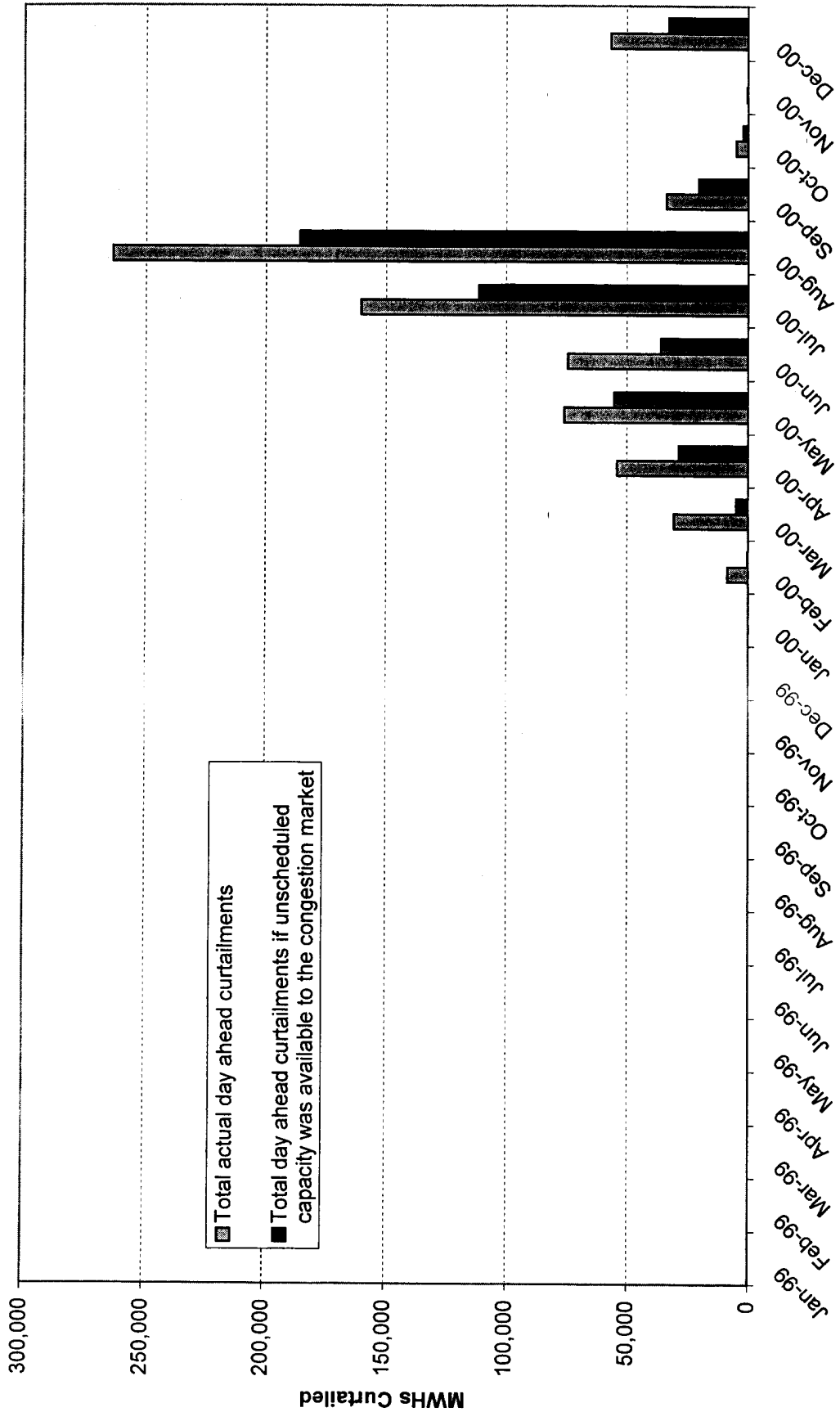
### Day Ahead South to North Curtailments of Path 15 January 1999 - December 2000




### Day Ahead South to North Curtailments of Path 15 January 2001 - December 2002



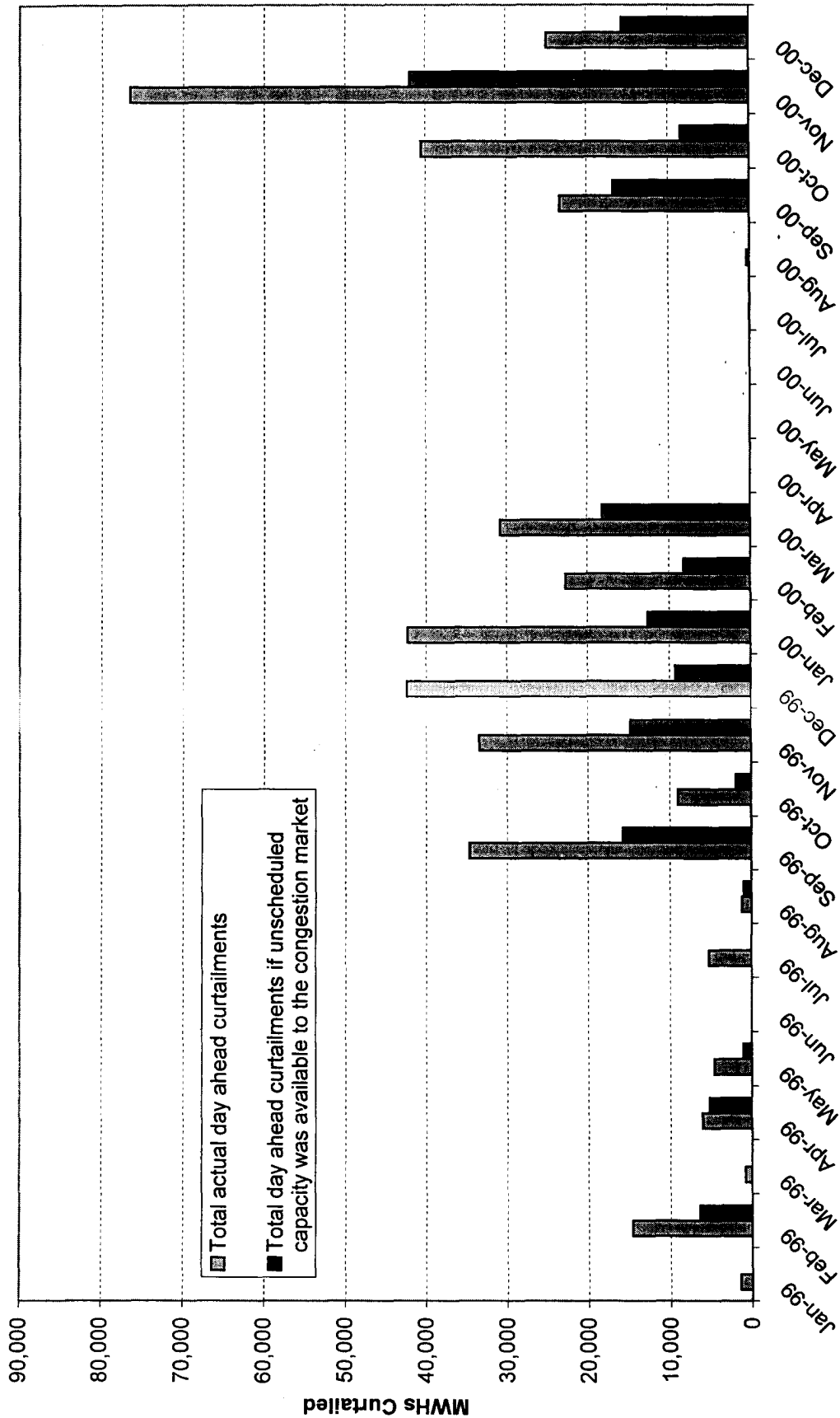
### Day Ahead North to South Curtailments of Path 26 January 1999 - December 2000




### Day Ahead North to South Curtailments of Path 26 January 2001 - December 2002



### Day Ahead Import Curtailments of Palo Verde January 1999 - December 2000



### Day Ahead Import Curtailments of Palo Verde January 2001 - December 2002



Actual Congestion

Month	Branch Group		ELDORADO				P15 NS				P26 NS				PALOVRDE				Grand Total
	COI	BG	BG	NOB	BG	BG	P15 NS	P15 SN	P26 NS	P26 SN	PALOVRDE	BG	BG	BG	BG	Grand Total			
Jan-99		149414.32	6820.59		34868.86	143.31	54001.17			1407.9					246656.15				
Feb-99		42289.21	13687.53		10903.44	1526.49	114.99			14636.85					83158.51				
Mar-99		85956.22	60494.02		36527.78	159.72	15477.39			780.41					199395.54				
Apr-99		26156.62	21403.51		12166.32	1201.31				6045.64					66973.4				
May-99		8948.69	5256.05		1709.77		789.73			4583.28					21287.52				
Jun-99		15190.45	5962.21		7423.18	279.96	8524.14			37379.94					37379.94				
Jul-99		65650.43	7666.1		24129.18	3825.62	78519.62			5193					184983.95				
Aug-99		108719.73	21573.9		44152.99	930.09	113559.47			1190.66					288126.84				
Sep-99		57132.94	48595.5		9073.89	634.37	366077.95			34629.05					515509.33				
Oct-99		33037.93	14082.37		2276.7		502780.52			8970.6					561782.49				
Nov-99		159630.44	5758.04		2089.64		431884.5			33419.95					632782.57				
Dec-99		101516.5	15284.65		2519.73		197992.18			42416.49					359729.55				
Jan-00		79871.67	36403.81		1461.58		175801.05			42270.58					335808.69				
Feb-00		45660.27	23876.24		3970.1		44934.4			22643.87					149712.32				
Mar-00		1118.01	1084.49		35.97	1357.09	37289.2			8627.44					102252.17				
Apr-00		11106.81	1310.92		13720.36	46128.78	7776.17			54008.84					134051.88				
May-00		808.82			0	142927.33	9347.63			75731.03					228814.81				
Jun-00			393.82				248852.62			74236.48					323482.92				
Jul-00			139.28			11588.74	95810.92			40.38					284373.46				
Aug-00			3533.37			34438.96	317163.86			338.13					628759.84				
Sep-00			77368.66			46062.48	404663.17			23290.52					585169.77				
Oct-00		13606.09	46950.22				518610.01			40533.51					624492.97				
Nov-00		29910.28	26592.53				8659591			76569.4					1022935.15				
Dec-00			9421.71				865162.72			24897.2					955949.8				
Jan-01			578.58				517281.6			1396.58					519256.76				
Feb-01			13.97				353151.04			136.01					353301.02				
Mar-01							366060.58			982.1					387042.68				
Apr-01		1624.43	559.52				278480.83			1790.38					280830.73				
May-01							76319.2			80812.97					122574.98				
Jun-01			206.76				122368.22			138215.86					138215.86				
Jul-01							118576.2			123905					31130.76				
Aug-01		5328.8					29683.12			181204.12					181204.12				
Sep-01		1447.64					193398.23			228703.17					228703.17				
Oct-01							106103.28			6620.62					330178.69				
Nov-01		479.76	159.94				322603.8			28204.56					116800.7				
Dec-01		7414.95	352.97			278.88	158525.94			6459.14					165668.2				
Jan-02		918.43	253.93				62725.66			6362.63					163.88				
Feb-02		525.7	343.83				4739.02			163.88					63233.37				
Mar-02			89.9				1539.16			11339.13					11339.13				
Apr-02		4625.35					799.1			345.7					10086.19				
May-02		3523.77					55527.61			969.76					131987.53				
Jun-02		13751.13					61653.61			877.77					239848.34				
Jul-02		26114.16					1921.05			10962.58					233037.72				
Aug-02		13248.3					17641.2			233.94					100723.24				
Sep-02		31058.75					4500.31			2742.01					39919.31				
Oct-02		19752.25					6858.44			4580.58					18709.65				
Nov-02		1341.7					3177.65			6633.76					18709.65				
Dec-02							29270.46			9288.63					47769.66				
Grand Total		1164860.55	462303.48		745184.47	295288.81	8560151.8			814316.73					12529849.35				

Unavoidable Congestion

Month	Branch Group		ELDORADO		BG	P15 NS		P15 SN	P26 NS	PALOVRDE		Grand Total
	COI	BG	BG	NOB		BG	NS			BG	BG	
Jan-99		74.97	4642.24		24617.89		0	18217.34			0	47552.44
Feb-99		0	7738.89		6418.07		776.27	0			6351.77	21284.8
Mar-99		1825.96	58200.56		25982.82		0	3486.96			0	89446.3
Apr-99		0	20669.76		6228.97		0	0			5165.11	32063.84
May-99		0	4106.92		1415.04		0	0			1072.08	6594.04
Jun-99		75.97	4377.32		2710.38		0	765.81			33.97	7829.48
Jul-99		0	6186.65		12689.78		1235.26	11539.72			930.38	31865.36
Aug-99		3748.88	21573.9		24103.18		0	52258.06			15766.76	102814.4
Sep-99		1614.84	48390.5		6766.24		0	214991.46			1827.62	287529.8
Oct-99		394.79	12949.69		2276.7		0	341363.95			14800.65	358812.75
Nov-99		70.97	5570.17		1099.97		0	242029.6			263571.36	263571.36
Dec-99		89.06	15205.71		832.57		0	47069.52			12633.65	85619.62
Jan-00		60.03	32590.3		803.79		0	9254.98			8153.73	93097.26
Feb-00		187.63	21785.31		1489.82		90.31	9456.67		314.79	18161.15	41280.35
Mar-00		0	1084.49		0		28918.35	4537.16		4983.49	29044.23	67886.15
Apr-00		0	1310.92		9025.27		106047.72	0		28641.61	162802.18	29044.23
May-00		0	0		0		0	0		55120.47	162802.18	162802.18
Jun-00		0	133.97		12936.26		0	1633.99		35853.19	144857.84	144857.84
Jul-00		0	0		0		3294.16	108870.68		111200.5	0	164546.48
Aug-00		0	3079.9		3567.61		25835.45	37115.56		185851.6	0	431476.95
Sep-00		0	76960.66		0		22207.26	213142.39		20394.12	16710.97	413178.37
Oct-00		1511.11	46707.28		0		0	276905.36		2023	8393.24	442354.03
Nov-00		13088.02	26312.56		0		0	716347.51		32806.41	41921.23	797669.32
Dec-00		0	9313.71		0		0	414666.12		0	15644.92	472451.16
Jan-01		0	542.64		0		0	141866.07		0	78.93	142487.64
Feb-01		0	13.97		0		0	125219.85		0	124.16	130496.56
Mar-01		0	559.52		0		0	130372.4		1068.68	22975.9	168050.58
Apr-01		0	184.79		0		0	166422.38		1221.3	0	22975.9
May-01		0	0		0		0	21754.6		0	0	44591.89
Jun-01		0	0		0		0	44407.1		0	0	32293.52
Jul-01		0	0		0		0	32293.52		0	0	10879.85
Aug-01		0	0		0		0	10979.85		0	0	10879.85
Sep-01		0	0		0		0	2324.7		0	0	2324.7
Oct-01		0	0		0		0	78732.1		0	0	78732.1
Nov-01		0	0		0		0	43806.47		5681.29	10031.65	59519.41
Dec-01		0	113.94		119.88		0	54946.32		2471	1010.84	55060.26
Jan-02		0	352.97		0		0	2416.61		0	0	6371.1
Feb-02		0	199.93		0		0	33233.17		0	0	34652.99
Mar-02		0	343.83		0		0	6783.36		0	0	7127.19
Apr-02		0	89.9		0		0	0		0	0	1007.66
May-02		0	0		0		0	0		531.74	96.94	1043.17
Jun-02		0	0		0		0	20799.06		0	0	69378.15
Jul-02		549.94	186050.07		0		0	0		0	0	190080.21
Aug-02		0	179524.92		0		0	634.32		3480.2	102.94	180353.27
Sep-02		2917.49	54291.8		0		0	184.5		91.09	42.97	58128.14
Oct-02		0	3376.22		0		0	0		691.38	0	8058.35
Nov-02		0	1960.34		0		0	188.49		277.76	0	7139.99
Dec-02		26209.66	436629.26		614395.6		188404.78	1545.38		4432.97	4790.14	10768.49
Grand Total								4077254.81		494846.61	204432.73	6042173.45



DATA

Month	Branch Group	# Hours DA Congestion	DA Congestion Curtailments	DA Cong. Curtailments if Unsched. ETC Available*	Percent of DA Cong. Curtailments that could have been avoided if unscheduled ETC was available in the DA market.	Note: For inter-ties, unscheduled ETC is based on the amount of ETC reserved in the DA market that went unscheduled in the real-time market. For internal paths, unscheduled ETC is based on the amount of ETC that was reserved in the DA but went unscheduled through the HA market (the ISO does not have RT schedule data for internal paths)
Jan-99	COI _BG	409	149,414	75	100%	
Feb-99	COI _BG	189	42,289	0	100%	
Mar-99	COI _BG	328	85,956	1,826	98%	
Apr-99	COI _BG	200	26,157	0	100%	
May-99	COI _BG	45	8,949	0	100%	
Jun-99	COI _BG	108	15,190	76	99%	
Jul-99	COI _BG	378	65,650	0	100%	
Aug-99	COI _BG	398	106,720	3,749	96%	
Sep-99	COI _BG	334	57,133	1,615	97%	
Oct-99	COI _BG	142	33,038	395	99%	
Nov-99	COI _BG	399	159,630	71	100%	
Dec-99	COI _BG	376	101,517	89	100%	
Jan-00	COI _BG	318	79,872	0	100%	
Feb-00	COI _BG	168	45,660	60	100%	
Mar-00	COI _BG	17	1,118	188	83%	
Apr-00	COI _BG	37	11,107	0	100%	
May-00	COI _BG	6	809	0	100%	
Oct-00	COI _BG	61	13,606	1,511	89%	
Nov-00	COI _BG	69	29,910	13,088	56%	
May-01	COI _BG	19	1,624	0	100%	
Aug-01	COI _BG	32	5,329	0	100%	
Sep-01	COI _BG	12	1,448	0	100%	
Nov-01	COI _BG	8	480	0	100%	
Dec-01	COI _BG	35	7,415	0	100%	
Jan-02	COI _BG	15	918	0	100%	
Feb-02	COI _BG	8	526	0	100%	
Apr-02	COI _BG	84	4,625	0	100%	
May-02	COI _BG	69	3,524	0	100%	
Jun-02	COI _BG	129	13,751	0	100%	
Jul-02	COI _BG	157	26,114	550	98%	
Aug-02	COI _BG	106	13,248	0	100%	
Sep-02	COI _BG	175	31,059	2,917	91%	
Oct-02	COI _BG	125	19,752	0	100%	
Nov-02	COI _BG	10	1,342	0	100%	
Jan-99	ELDORADO _BG	67	6,821	4,642	32%	
Feb-99	ELDORADO _BG	101	13,688	7,739	43%	
Mar-99	ELDORADO _BG	457	60,494	58,201	4%	
Apr-99	ELDORADO _BG	162	21,404	20,670	3%	
May-99	ELDORADO _BG	57	5,256	4,107	22%	
Jun-99	ELDORADO _BG	34	5,962	4,377	27%	
Jul-99	ELDORADO _BG	56	7,666	6,187	19%	
Aug-99	ELDORADO _BG	122	21,574	21,574	0%	
Sep-99	ELDORADO _BG	203	48,596	48,391	0%	
Oct-99	ELDORADO _BG	72	14,082	12,950	8%	
Nov-99	ELDORADO _BG	32	5,758	5,570	3%	
Dec-99	ELDORADO _BG	95	15,285	15,206	1%	
Jan-00	ELDORADO _BG	173	36,404	32,590	10%	
Feb-00	ELDORADO _BG	92	23,876	21,785	9%	
Mar-00	ELDORADO _BG	17	1,084	1,084	0%	
Apr-00	ELDORADO _BG	3	1,311	1,311	0%	
Jun-00	ELDORADO _BG	6	394	134	66%	
Jul-00	ELDORADO _BG	4	139	0	100%	
Aug-00	ELDORADO _BG	21	3,533	3,080	13%	
Sep-00	ELDORADO _BG		38,684	38,572	0%	
Sep-00	ELDORADO _BG	134	38,684	38,388	1%	
Oct-00	ELDORADO _BG	212	46,950	46,707	1%	
Nov-00	ELDORADO _BG	119	26,593	26,313	1%	
Dec-00	ELDORADO _BG	43	9,422	9,314	1%	
Jan-01	ELDORADO _BG	14	579	543	6%	
Feb-01	ELDORADO _BG	1	14	14	0%	
Apr-01	ELDORADO _BG	16	560	560	0%	
Jun-01	ELDORADO _BG	8	207	185	11%	
Dec-01	ELDORADO _BG	2	160	114	29%	
Jan-02	ELDORADO _BG	1	353	353	0%	
Feb-02	ELDORADO _BG	3	254	200	21%	
Mar-02	ELDORADO _BG	6	344	344	0%	
Apr-02	ELDORADO _BG	10	90	90	0%	
Oct-02	ELDORADO _BG	33	3,761	3,376	10%	
Nov-02	ELDORADO _BG	26	2,323	1,960	16%	
Jan-99	NOB _BG	178	34,869	24,618	29%	
Feb-99	NOB _BG	108	10,903	6,418	41%	
Mar-99	NOB _BG	211	36,528	25,963	29%	
Apr-99	NOB _BG	82	12,166	6,229	49%	
May-99	NOB _BG	41	1,710	1,415	17%	
Jun-99	NOB _BG	55	7,423	2,710	63%	
Jul-99	NOB _BG	140	24,129	12,670	47%	
Aug-99	NOB _BG	216	44,153	24,103	45%	
Sep-99	NOB _BG	40	9,074	6,766	25%	
Oct-99	NOB _BG	10	2,277	2,277	0%	

Nov-99 NOB _BG	12	2,090	1,100	47%
Dec-99 NOB _BG	29	2,520	833	67%
Jan-00 NOB _BG	14	1,462	804	45%
Feb-00 NOB _BG	40	3,970	1,490	62%
Mar-00 NOB _BG	4	36	0	100%
Apr-00 NOB _BG	96	13,720	9,025	34%
May-00 NOB _BG	6	0	0	0%
Jul-00 NOB _BG	75	16,537	12,936	22%
Aug-00 NOB _BG	83	9,592	3,568	63%
Jan-02 NOB _BG	3	279	120	57%
Apr-02 NOB _BG	28	1,539	918	40%
May-02 NOB _BG	30	799	414	48%
Jun-02 NOB _BG	313	55,528	48,579	13%
Jul-02 NOB _BG	485	200,851	186,050	7%
Aug-02 NOB _BG	382	191,934	179,525	6%
Sep-02 NOB _BG	203	58,988	54,292	8%
Oct-02 NOB _BG	21	1,019	713	30%
Nov-02 NOB _BG	9	1,089	860	21%
Jan-99 P15_NS	2	143	0	100%
Feb-99 P15_NS	9	1,526	776	49%
Mar-99 P15_NS	3	160	0	100%
Apr-99 P15_NS	12	1,201	0	100%
Jun-99 P15_NS	1	280	0	100%
Jul-99 P15_NS	11	3,826	1,235	68%
Aug-99 P15_NS	8	930	0	100%
Oct-99 P15_NS	3	634	0	100%
Mar-00 P15_NS	4	1,357	90	93%
Apr-00 P15_NS	62	46,129	28,918	37%
May-00 P15_NS	138	142,927	106,048	26%
Jul-00 P15_NS	22	11,589	3,294	72%
Aug-00 P15_NS	17	34,439	25,835	25%
Sep-00 P15_NS	48	46,062	22,207	52%
May-02 P15_NS	17	2,490	0	100%
Jun-02 P15_NS	1	177	0	100%
Nov-02 P15_NS	6	1,417	0	100%
Jan-99 P15_SN	136	54,001	18,217	66%
Feb-99 P15_SN	5	115	0	100%
Mar-99 P15_SN	29	15,477	3,457	78%
May-99 P15_SN	4	790	0	100%
Jun-99 P15_SN	32	8,524	766	91%
Jul-99 P15_SN	189	78,520	11,540	85%
Aug-99 P15_SN	202	113,559	52,258	54%
Sep-99 P15_SN	416	366,078	214,991	41%
Oct-99 P15_SN	547	502,781	341,364	32%
Nov-99 P15_SN	455	431,885	242,030	44%
Dec-99 P15_SN	312	197,992	60,237	70%
Jan-00 P15_SN	301	175,801	47,070	73%
Feb-00 P15_SN	88	44,934	9,457	79%
Mar-00 P15_SN	79	37,289	4,537	88%
Apr-00 P15_SN	34	7,776	0	100%
May-00 P15_SN	24	9,348	1,634	83%
Jun-00 P15_SN	271	248,853	108,871	56%
Jul-00 P15_SN	151	95,811	37,116	61%
Aug-00 P15_SN	295	317,164	213,142	33%
Sep-00 P15_SN	375	404,663	276,905	32%
Oct-00 P15_SN	506	518,610	383,719	26%
Nov-00 P15_SN	532	889,591	716,348	19%
Dec-00 P15_SN	579	865,163	414,686	52%
Jan-01 P15_SN	490	517,282	141,866	73%
Feb-01 P15_SN	463	353,151	125,220	65%
Mar-01 P15_SN	614	386,061	130,372	66%
Apr-01 P15_SN	338	278,481	166,422	40%
May-01 P15_SN	229	76,319	21,755	71%
Jun-01 P15_SN	266	122,368	44,407	64%
Jul-01 P15_SN	251	138,216	32,294	77%
Aug-01 P15_SN	236	118,576	10,980	91%
Sep-01 P15_SN	110	29,683	2,325	92%
Oct-01 P15_SN	300	181,204	78,732	57%
Nov-01 P15_SN	281	193,398	43,806	77%
Dec-01 P15_SN	485	322,604	54,946	83%
Jan-02 P15_SN	308	106,103	2,417	98%
Feb-02 P15_SN	274	158,526	33,233	79%
Mar-02 P15_SN	162	62,726	6,783	89%
Apr-02 P15_SN	23	4,739	0	100%
May-02 P15_SN	5	968	0	100%
Jun-02 P15_SN	124	61,654	20,799	66%
Jul-02 P15_SN	13	1,921	0	100%
Aug-02 P15_SN	54	17,641	634	96%
Sep-02 P15_SN	38	4,500	185	96%
Oct-02 P15_SN	45	6,858	0	100%
Nov-02 P15_SN	19	3,178	188	94%
Dec-02 P15_SN	105	29,270	1,545	95%
Feb-00 P26_NS	43	8,627	315	96%
Mar-00 P26_NS	119	30,584	4,983	84%
Apr-00 P26_NS	114	54,009	28,642	47%
May-00 P26_NS	83	75,731	55,120	27%

Jun-00 P26_NS	96	74,236	35,853	52%
Jul-00 P26_NS	164	160,257	111,201	31%
Aug-00 P26_NS	238	263,693	185,852	30%
Sep-00 P26_NS	34	33,785	20,394	40%
Oct-00 P26_NS	13	4,793	2,023	58%
Nov-00 P26_NS	1	272	0	100%
Dec-00 P26_NS	49	56,468	32,806	42%
Nov-01 P26_NS	26	6,621	5,681	14%
Jan-02 P26_NS	13	2,688	2,471	8%
May-02 P26_NS	7	1,335	532	60%
Jun-02 P26_NS	23	878	0	100%
Jul-02 P26_NS	71	10,963	3,480	68%
Aug-02 P26_NS	90	9,981	91	99%
Sep-02 P26_NS	31	3,434	691	80%
Oct-02 P26_NS	22	3,947	0	100%
Nov-02 P26_NS	17	2,728	278	90%
Dec-02 P26_NS	21	9,287	4,433	52%
Jan-99 PALOVRDE_BG	33	1,408	0	100%
Feb-99 PALOVRDE_BG	121	14,637	6,352	57%
Mar-99 PALOVRDE_BG	14	780	0	100%
Apr-99 PALOVRDE_BG	12	6,046	5,165	15%
May-99 PALOVRDE_BG	33	4,583	1,072	77%
Jul-99 PALOVRDE_BG	41	5,193	34	99%
Aug-99 PALOVRDE_BG	5	1,191	930	22%
Sep-99 PALOVRDE_BG	127	34,629	15,767	54%
Oct-99 PALOVRDE_BG	50	8,971	1,828	80%
Nov-99 PALOVRDE_BG	119	33,420	14,801	56%
Dec-99 PALOVRDE_BG	232	42,416	9,255	78%
Jan-00 PALOVRDE_BG	221	42,271	12,634	70%
Feb-00 PALOVRDE_BG	109	22,644	8,154	64%
Mar-00 PALOVRDE_BG	177	30,783	18,161	41%
Jul-00 PALOVRDE_BG	1	40	0	100%
Aug-00 PALOVRDE_BG	5	338	0	100%
Sep-00 PALOVRDE_BG	76	23,291	16,711	28%
Oct-00 PALOVRDE_BG	129	40,534	8,393	79%
Nov-00 PALOVRDE_BG	239	76,569	41,921	45%
Dec-00 PALOVRDE_BG	87	24,897	15,645	37%
Jan-01 PALOVRDE_BG	11	1,397	79	94%
Feb-01 PALOVRDE_BG	8	136	0	100%
Mar-01 PALOVRDE_BG	10	982	124	87%
Apr-01 PALOVRDE_BG	18	1,790	1,069	40%
May-01 PALOVRDE_BG	18	2,869	1,221	57%
Nov-01 PALOVRDE_BG	160	28,205	10,032	64%
Jan-02 PALOVRDE_BG	64	6,459	1,011	84%
Feb-02 PALOVRDE_BG	74	6,363	1,220	81%
Mar-02 PALOVRDE_BG	4	164	0	100%
Apr-02 PALOVRDE_BG	6	346	0	100%
May-02 PALOVRDE_BG	8	970	97	90%
Aug-02 PALOVRDE_BG	2	234	103	56%
Sep-02 PALOVRDE_BG	33	2,742	43	98%
Oct-02 PALOVRDE_BG	14	4,581	3,969	13%
Nov-02 PALOVRDE_BG	66	6,634	3,854	42%
Dec-02 PALOVRDE_BG	72	9,213	4,790	48%