

Market Modeling Data User Guide


Version 1.0
October 7, 2013

Template Version No:	1.0
Template Version Date:	08/09/2011
Effective Date:	08/09/2011

User Guide

REVISION HISTORY

VERSION NO.	DATE	DESCRIPTION
1.0	10/07/2013	Initial version

 California ISO <small>Shaping a Renewed Future</small>	Template Version No:	1.0
	Template Version Date:	08/09/2011
User Guide	Effective Date:	08/09/2011

Introduction

In addition to the full network model, the ISO provides participants with modeling data used in the operation of the ISO markets. This information is referred to as Market Modeling Data (MMD) or protected data. MMD is furnished to all interested parties, however because MMD is sensitive, the ISO controls access to the data and requires parties to sign a non-disclosure agreement.

MMD includes the following information for the day-ahead market:

1. Flowgate constraint enforcement status.
2. Nomogram constraint definitions and enforcement status, including minimum on-line constraints (MOC).
3. Contingency definition and enforcement status.
4. Transmission corridor definition and enforcement status.
5. Actual load distribution factors

MMD also includes the following information for both the day-ahead and real-time markets:

1. Limits for flowgates, nomograms and transmission corridors
2. Congestion shift factors

This document outlines the process for obtaining access to MMD. In addition the document indicates where the data may be viewed and downloaded.

Getting access to MMD/protected data

The following two steps are required to obtain access to MMD/protected data:

1. Fill out and submit the non-disclosure agreement.






The non-disclosure agreements are found on the Application access page under the heading 'Non-disclosure agreements'. Please use the following link:

<http://www.caiso.com/participate/Pages/ApplicationAccess/Default.aspx>

Look for the sub-heading titled 'Protected data non-disclosure agreement and instructions'. Both the agreement and instructions for submitting the agreement and contained here. See screenshot below.

Non-disclosure agreements


Certain secure planning and market systems data are available upon compliance with the applicable Submission Instructions and submittal of a non-disclosure agreement. Requesting entities must be members of the Western Electricity Coordinating Council (WECC) or have an approved WECC Base Case Data Request Package prior to requesting access to this data.

- ▶ [Transmission planning non-disclosure agreement and instructions](#) 
- ▶ [Congestion revenue rights full network model non-disclosure agreement and instructions](#) 
- ▼ [Protected data non-disclosure agreement and instructions](#) 
-  [Protected Data Non-Disclosure Agreement Submission Instructions](#) 6/14/2013 08:15
-  [Protected Data Non-Disclosure Agreement](#) 7/30/2013 11:41

2. Fill out and submit the application access form with a request for MMD.

The External User Application Access Request Form (AARF) is also located on the Application access under the heading 'System access and security information'. Please use the following link:









<http://www.caiso.com/participate/Pages/ApplicationAccess/Default.aspx>

 California ISO <small>Shaping a Renewed Future</small>	Template Version No:	1.0
	Template Version Date:	08/09/2011
User Guide	Effective Date:	08/09/2011

Look for the sub-heading titled 'Application access request forms and application installation instructions'. See screenshot below.

System access and security information

The ISO has security requirements for accessing the ISO system and applications. You can find security and access policies and information about our application process here.

- ▼ **Application access request forms and application installation instructions** 
- ▼ **Forms** 
-  [Revoke Application Access Request Form](#) 5/13/2012 20:05
-  [External User Application Access Request Form](#) 10/01/2013 09:54
-  [Device Certificate Request Form](#) 8/22/2012 16:15
-  [Integration Application Access Request Form](#) 6/17/2013 16:20
-  [SFTP Application Access Request Form](#) 2/14/2013 14:38
- ▶ **Certificate installation instructions** 

In the Excel form, look for the MMD row, set the action to 'ADD' and set the environment to 'Production'. Instructions for submitting the form are contained on the form. See screenshot below.

Click here to select action	Master File (User Interface)		<input type="checkbox"/> Production <input type="checkbox"/> Market Simulation	Click Here To Select Role For Access (Required)
ADD	MMD (Market Modeling Data)	N/A	<input checked="" type="checkbox"/> Production <input type="checkbox"/> Market Simulation	
Please read the Submission Instructions and then complete the NDA and Exhibits for Protected Data (Click here for the link)				
Click here to select action	MRI-S (Market Results Interface Settlements)		<input type="checkbox"/> Production <input type="checkbox"/> Market Simulation	

Viewing and downloading MMD

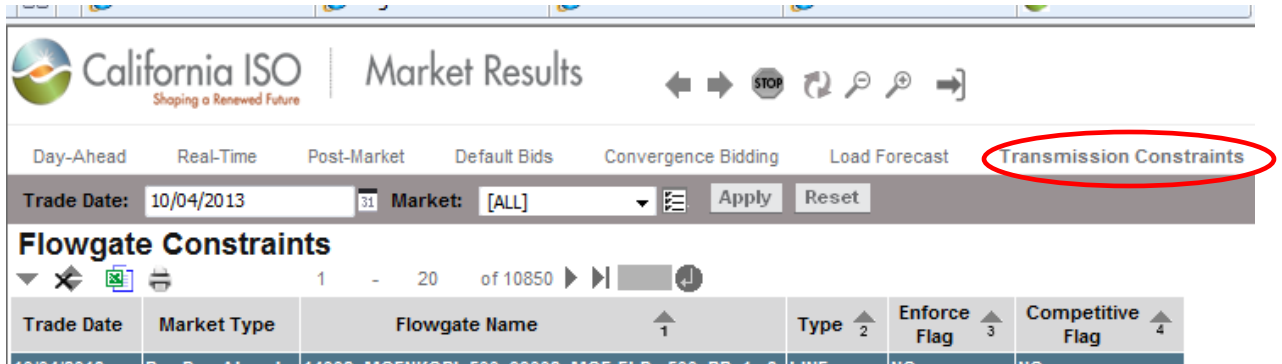
Once approval has been given, you will either be sent a new ISO security certificate, or your existing security certificate will be given access to MMD. Instructions for installing a new certificate should be provided with the certificate.

Information about each report is described in the business practice manual for market instruments, sections 10.2.1 through 10.2.8. See <http://bpmcm.caiso.com/Pages/BPMLibrary.aspx> for the business practice manual library.

MMD can be viewed at the following two locations:

1. Transmission constraint definition and enforcement information can be found on CMRI (<https://portal.caiso.com/cmri>). If your computer has a certificate installed, you should see a Transmission Constraints tab on the CMRI screen. Five reports are available for viewing or download to Excel.

 California ISO <small>Shaping a Renewed Future</small>	Template Version No:	1.0
	Template Version Date:	08/09/2011
User Guide	Effective Date:	08/09/2011



California ISO | Market Results

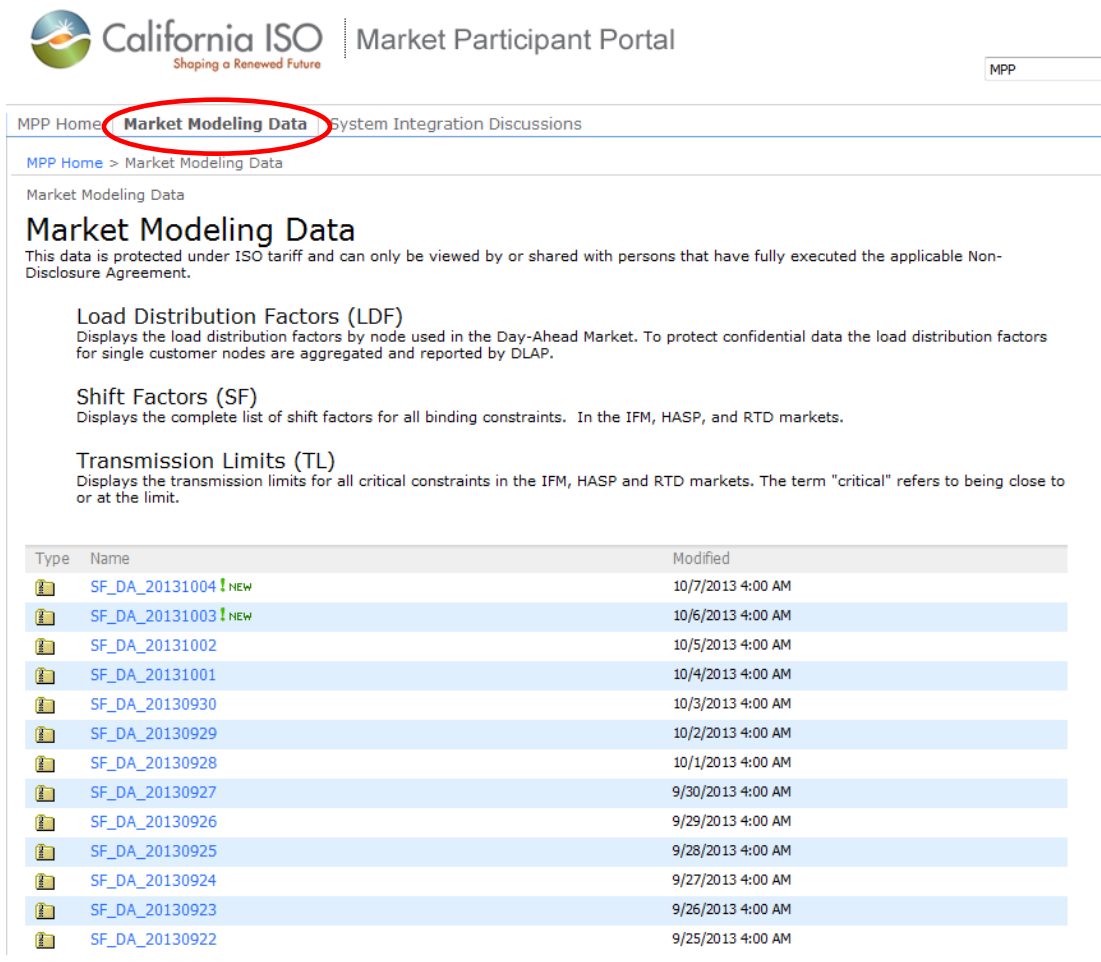
Day-Ahead Real-Time Post-Market Default Bids Convergence Bidding Load Forecast **Transmission Constraints**

Trade Date: 10/04/2013 Market: [ALL] Apply Reset

Flowgate Constraints

Trade Date	Market Type	Flowgate Name	Type	Enforce Flag	Competitive Flag

2. Congestion shift factors, transmission constraint limits, and load distribution factors can be found on the portal (<https://portal.caiso.com>). If your computer has a certificate installed, you should see a Market Modeling Data tab on the portal screen. Clicking on the Market Modeling Data Tab will reveal three folders representing each type of data. Each folder has a subfolder representing the market type (DA for Day Ahead, HASP for Hour Ahead Scheduling Process, and RTD for Real Time market). Within each folder are compressed files representing a day's worth of data in CSV format. The last 90 days are available for download. Note, per the tariff there is a three day lag in the availability of the data.



California ISO | Market Participant Portal

MPP Home **Market Modeling Data** System Integration Discussions

MPP Home > Market Modeling Data

Market Modeling Data

Market Modeling Data

This data is protected under ISO tariff and can only be viewed by or shared with persons that have fully executed the applicable Non-Disclosure Agreement.

Load Distribution Factors (LDF)
Displays the load distribution factors by node used in the Day-Ahead Market. To protect confidential data the load distribution factors for single customer nodes are aggregated and reported by DLAP.

Shift Factors (SF)
Displays the complete list of shift factors for all binding constraints. In the IFM, HASP, and RTD markets.

Transmission Limits (TL)
Displays the transmission limits for all critical constraints in the IFM, HASP and RTD markets. The term "critical" refers to being close to or at the limit.

Type	Name	Modified
	SF_DA_20131004 <small>NEW</small>	10/7/2013 4:00 AM
	SF_DA_20131003 <small>NEW</small>	10/6/2013 4:00 AM
	SF_DA_20131002	10/5/2013 4:00 AM
	SF_DA_20131001	10/4/2013 4:00 AM
	SF_DA_20130930	10/3/2013 4:00 AM
	SF_DA_20130929	10/2/2013 4:00 AM
	SF_DA_20130928	10/1/2013 4:00 AM
	SF_DA_20130927	9/30/2013 4:00 AM
	SF_DA_20130926	9/29/2013 4:00 AM
	SF_DA_20130925	9/28/2013 4:00 AM
	SF_DA_20130924	9/27/2013 4:00 AM
	SF_DA_20130923	9/26/2013 4:00 AM
	SF_DA_20130922	9/25/2013 4:00 AM