

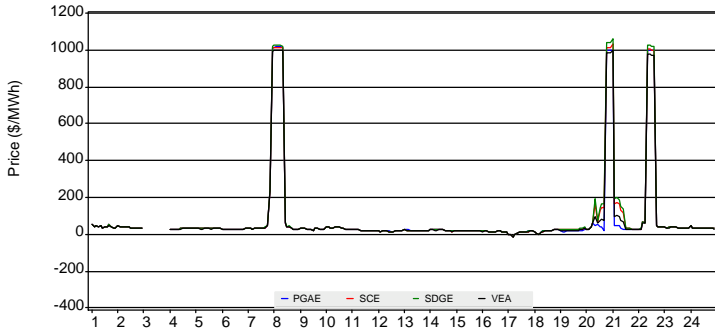
The information contained in this report is preliminary, subject to change without notice. No inference, decision, or conclusion should be made based on the information in this report or any series of these reports. Any questions regarding this report should be directed to CAISO MQR.

# Real-Time Daily Market Watch

## For Operating Day of Sunday, Mar 11, 2018

(Note: An explanation of all metrics is available in the Real-Time Daily Market Watch Metric Catalog at <http://www.caiso.com/2426/2426bf61d950.html> )

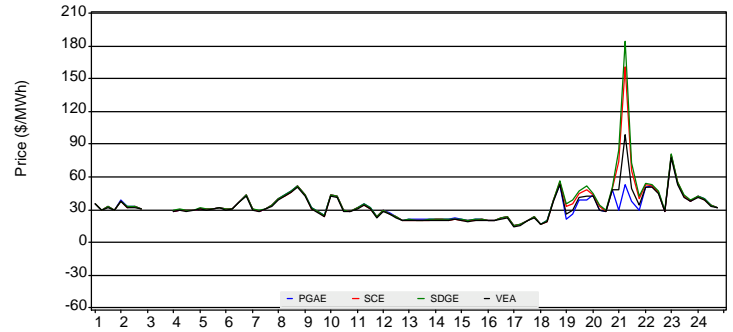
RTD Default LAP LMPs



Selected RTD Nomogram Shadow Prices

**No Constraint is Binding**

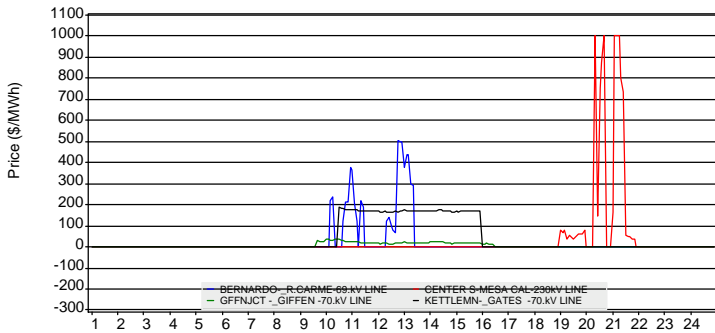
FMM Default LAP LMPs



Selected FMM Nomogram Shadow Prices

**No Constraint is Binding**

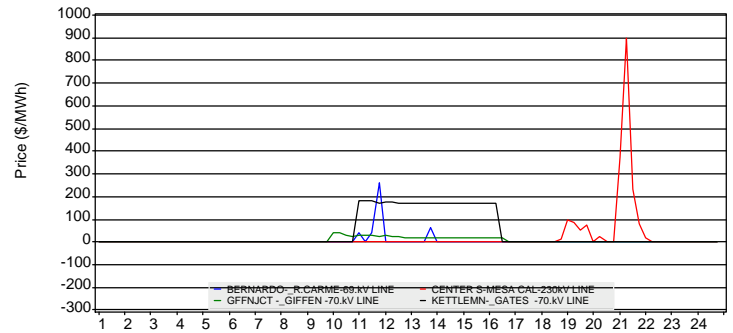
Selected RTD Transmission Line and Transformer Shadow Prices



Selected RTD Transmission Corridor Shadow Prices

**No Constraint is Binding**

Selected FMM Transmission Line and Transformer Shadow Prices

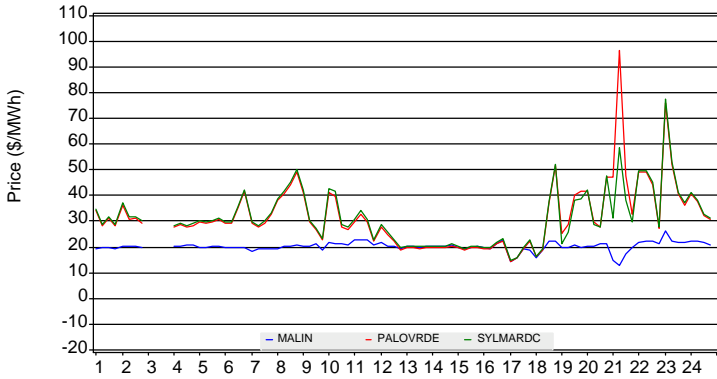


Selected FMM Transmission Corridor Shadow Prices

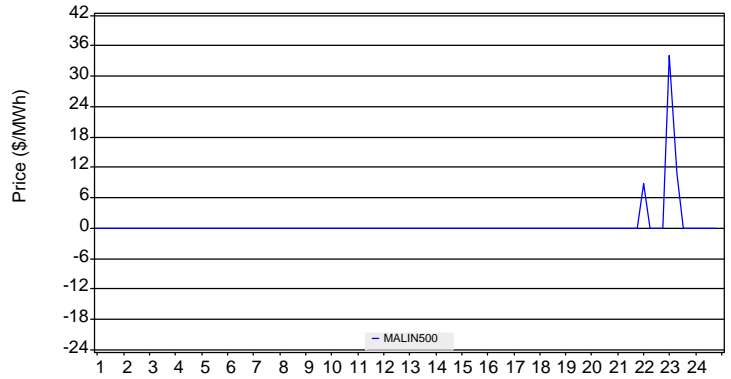
**No Constraint is Binding**

(Note: An explanation of all metrics is available in the Real-Time Daily Market Watch Metric Catalog at <http://www.caiso.com/2426/2426b61d950.html> )

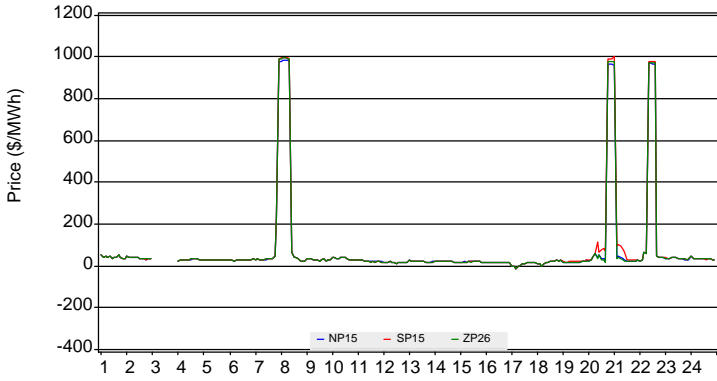
FMM Tie LMPs



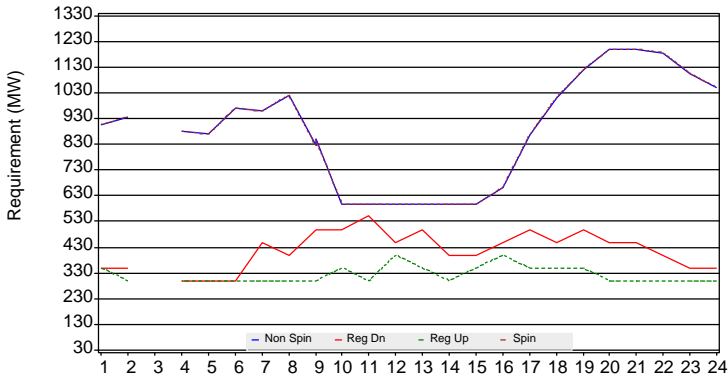
FMM Selected Tie point Shadow Prices



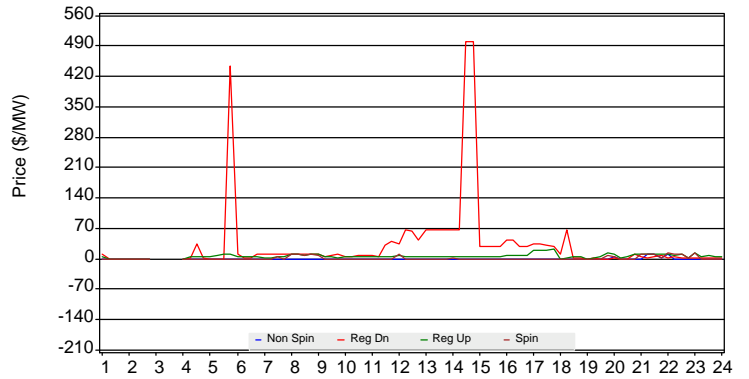
RTD Trading Hub LMPs



A/S Requirements



Average A/S Price

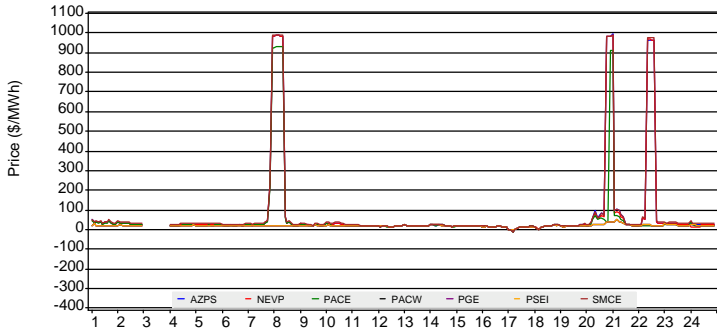


LMP Statistics for On and Off-Peak Hours (\$/MWh)

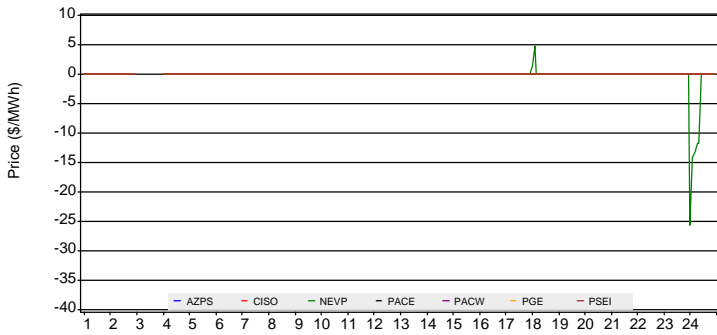
	NP15			SP15			ZP26			PGAE			SCE			SDGE			VEA		
	Max	Mean	Min	Max	Mean	Min	Max	Mean	Min	Max	Mean	Min	Max	Mean	Min	Max	Mean	Min	Max	Mean	Min
<b>OFF</b>	982.0	75.90	-13.9	1003	78.71	-13.7	993.9	76.14	-13.6	1018	78.48	-14.2	1035	82.51	-14.0	1064	84.67	-14.1	1000	78.66	-13.8

The information contained in this report is preliminary, subject to change without notice. No inference, decision, or conclusion should be made based on the information in this report or any series of these reports. Any questions regarding this report should be directed to CAISO MQR.

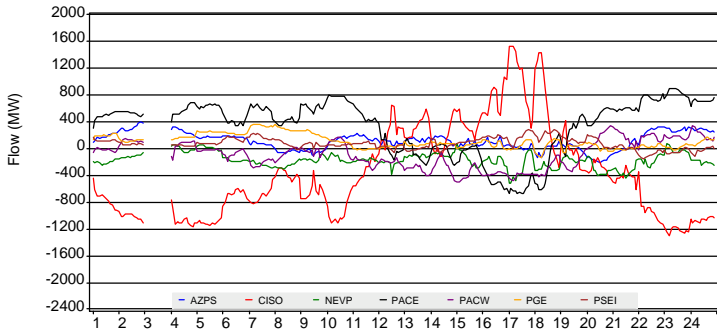
RTD ELAP LMPs and System Energy Prices



RTD EIM Transfer Limit Shadow Price



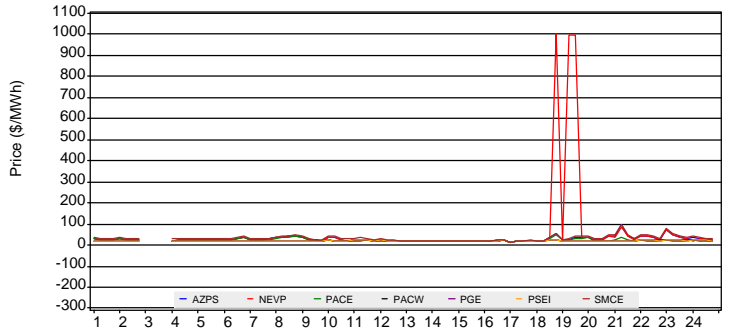
RTD EIM Transfer Flow



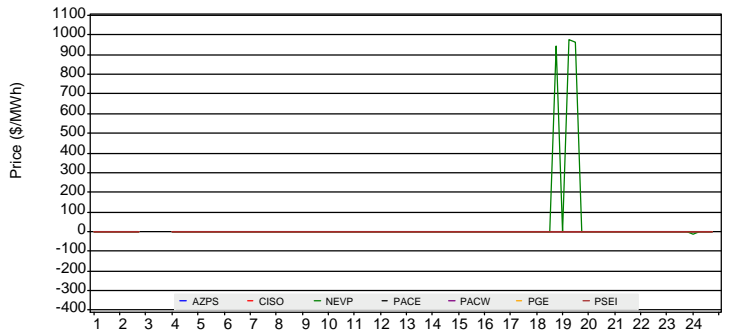
# Real-Time Daily Market Watch

For Operating Day of Sunday, Mar 11, 2018

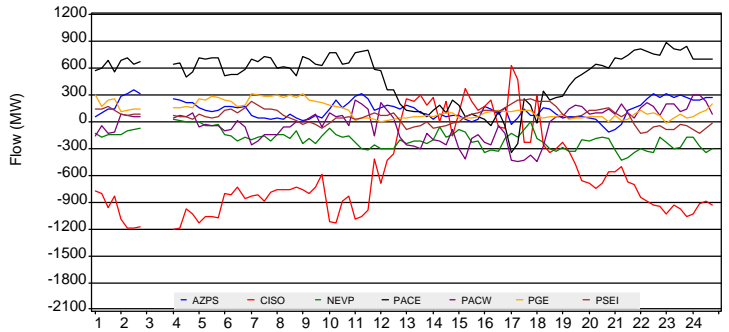
FMM ELAP LMPs and System Energy Prices



FMM EIM Transfer Limit Shadow Price



FMM EIM Transfer Flow



LMP Statistics for On and Off-Peak Hours (\$/MWh)

	PACE			PACW			NEVP			AZPS			PSEI			PGE		
	Max	Mean	Min	Max	Mean	Min	Max	Mean	Min	Max	Mean	Min	Max	Mean	Min	Max	Mean	Min
<b>OFF</b>	933.61	50.04	-13.55	52.45	20.38	-0.00	987.62	74.49	-14.02	996.44	75.07	-13.59	52.89	20.33	0.00	52.72	20.34	-0.00