

## Wind and Solar Curtailment April 23, 2021

This report is produced daily to provide a detailed accounting of the wind and solar renewable generation that was curtailed and the reasons why<sup>1</sup>. This report should be read in the context of the Renewables Watch report for a more complete understanding of both renewable curtailment and generation<sup>2</sup>.

Wind and solar curtailments are grouped into the following categories:

1. Economic - Local: Market dispatch of generators with economic bids to mitigate local congestion<sup>3</sup>.
2. Economic - System: Market dispatch of generators with economic bids to mitigate system-wide oversupply<sup>4</sup>.
3. SelfSchCut - Local: Market dispatch of self-schedules to mitigate local congestion.
4. SelfSchCut - System: Market dispatch of self-schedules to mitigate system-wide oversupply.
5. ExDispatch - Local: Exceptional dispatch to mitigate local congestion.
6. ExDispatch - System: Exceptional dispatch to mitigate system-wide oversupply.

Note: Amounts smaller than 1 MW are filtered out for simplicity. Such small curtailments are occasionally observed when forecasts are lower than Pmin when market will de-commit the unit and send the 0 MW dispatch.

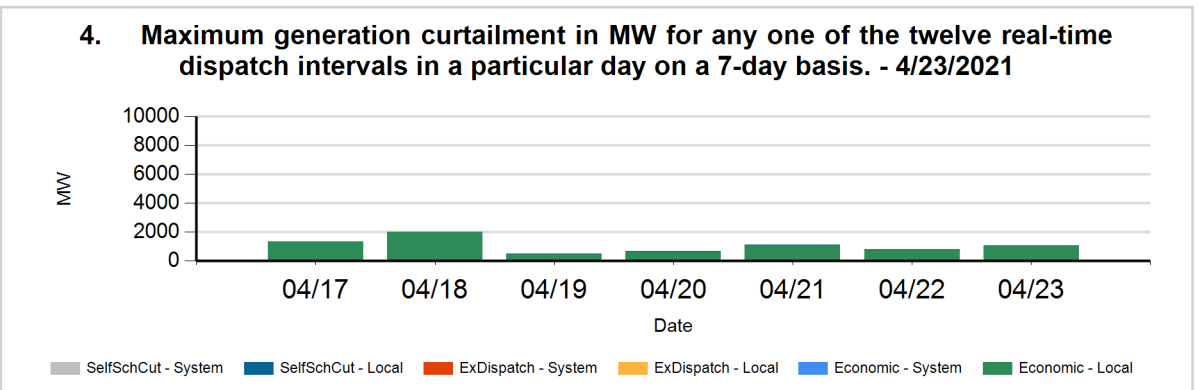
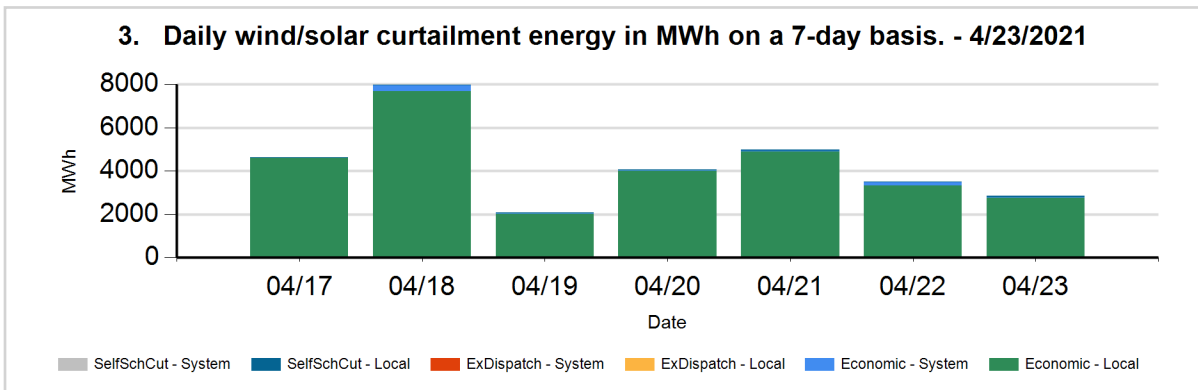
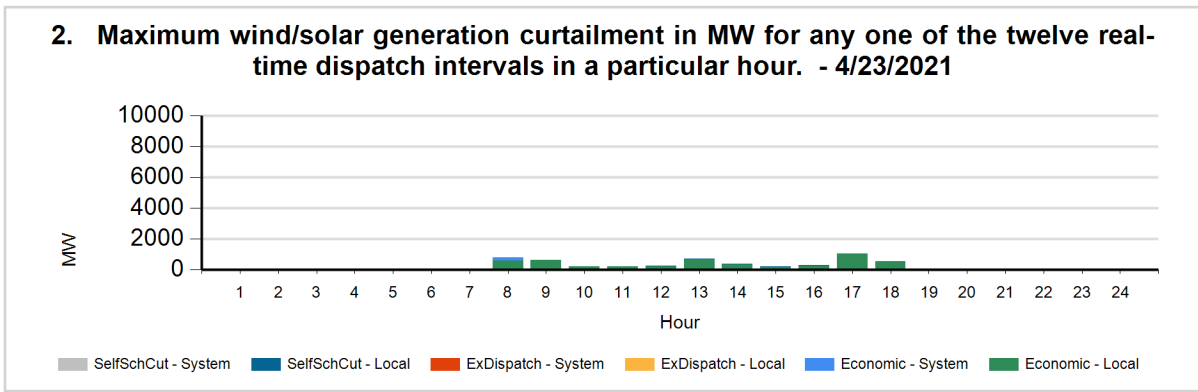
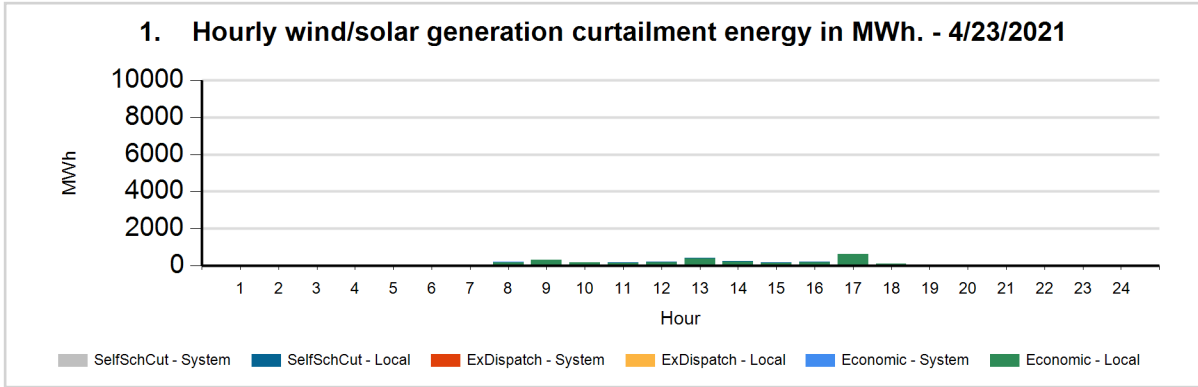
<sup>1</sup>Only wind and solar resources can be reported in this manner because these resources have a forecast. Curtailment is defined as the difference between actual production and the forecast when actual production is less than the forecast.

<sup>2</sup>The Renewables Watch report provides daily actual renewable production within the ISO grid. It is available at: <http://www.caiso.com/green/renewableswatch.html>.

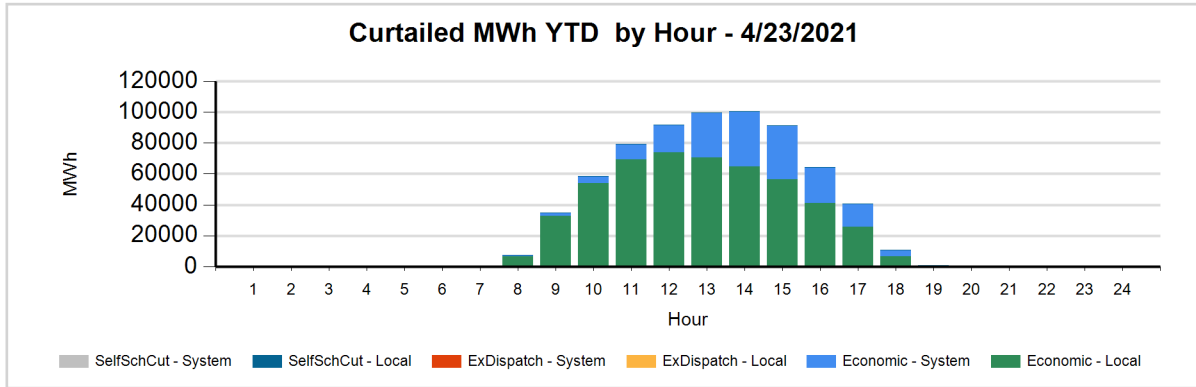
<sup>3</sup>Congestion occurs when available, least-cost energy cannot be delivered to some loads because transmission facilities do not have sufficient capacity to deliver the energy.

<sup>4</sup>For more information on oversupply conditions, please see: [https://www.caiso.com/Documents/FlexibleResourcesHelpRenewables\\_FastFacts.pdf](https://www.caiso.com/Documents/FlexibleResourcesHelpRenewables_FastFacts.pdf)

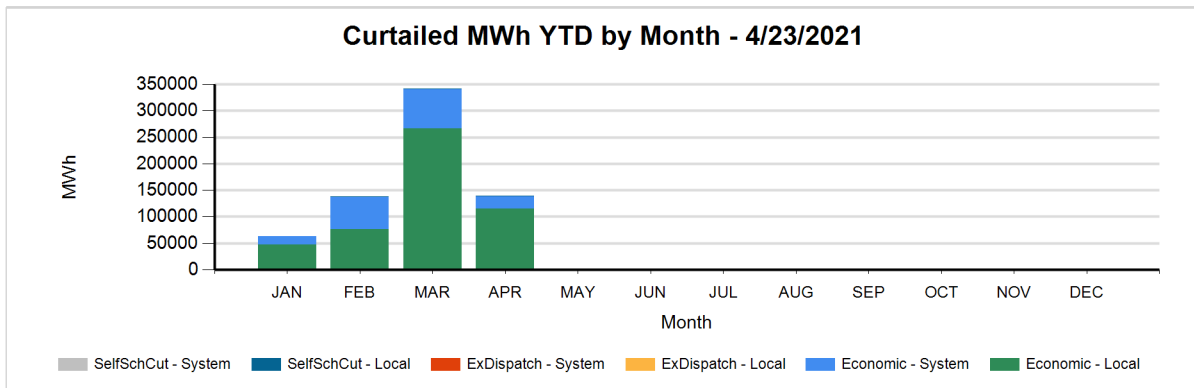
The following charts show the daily and 7-day wind and solar curtailment by category, if any.



The following charts show hourly year to date wind and solar curtailment by category, if any.



The following charts show monthly year to date wind and solar curtailment by category, if any.



TYPE	YTD CURTAILED MWH - 4/23/2021
LocalEconomic	504,067
LocalSelfSchCut	2,325
SystemEconomic	174,331
TOTAL	680,723

**Data used to produce hourly chart**

DATE	HOUR	CURT TYPE	REASON	FUEL TYPE	CURTAILED MWH	CURTAILED MW
04/23	7	Economic	Local	SOLR	4	34
04/23	8	Economic	Local	SOLR	146	595
04/23	8	Economic	Local	WIND	30	
04/23	8	Economic	System	SOLR	28	187
04/23	9	Economic	Local	SOLR	247	493
04/23	9	Economic	Local	WIND	56	110
04/23	10	Economic	Local	SOLR	159	193
04/23	11	Economic	Local	SOLR	180	195
04/23	11	SelfSchCut	Local	SOLR	2	
04/23	12	Economic	Local	SOLR	185	226
04/23	12	Economic	Local	WIND	2	
04/23	12	SelfSchCut	Local	SOLR	8	15
04/23	13	Economic	Local	SOLR	366	573
04/23	13	Economic	Local	WIND	45	107
04/23	13	SelfSchCut	Local	SOLR	10	11
04/23	14	Economic	Local	SOLR	220	355
04/23	14	Economic	Local	WIND	21	18
04/23	14	SelfSchCut	Local	SOLR	11	14
04/23	15	Economic	Local	SOLR	174	179
04/23	15	SelfSchCut	Local	SOLR	7	14
04/23	16	Economic	Local	SOLR	167	185
04/23	16	Economic	Local	WIND	20	92
04/23	16	SelfSchCut	Local	SOLR	2	3
04/23	17	Economic	Local	SOLR	414	852
04/23	17	Economic	Local	WIND	207	199
04/23	18	Economic	Local	SOLR	76	310
04/23	18	Economic	Local	WIND	34	213
04/23	19	Economic	Local	SOLR	13	26

The information contained in this report is preliminary and subject to change without notice. No inference, decision or conclusion should be made based on the information in this report or any series of these reports. All values are hourly average unless otherwise stated. Questions about this report should be directed to Short-Term Forecasting at [ShortTermForecasting@caiso.com](mailto:ShortTermForecasting@caiso.com).



California ISO