

## Wind and Solar Curtailment February 07, 2021

This report is produced daily to provide a detailed accounting of the wind and solar renewable generation that was curtailed and the reasons why<sup>1</sup>. This report should be read in the context of the Renewables Watch report for a more complete understanding of both renewable curtailment and generation<sup>2</sup>.

Wind and solar curtailments are grouped into the following categories:

1. Economic - Local: Market dispatch of generators with economic bids to mitigate local congestion<sup>3</sup>.
2. Economic - System: Market dispatch of generators with economic bids to mitigate system-wide oversupply<sup>4</sup>.
3. SelfSchCut - Local: Market dispatch of self-schedules to mitigate local congestion.
4. SelfSchCut - System: Market dispatch of self-schedules to mitigate system-wide oversupply.
5. ExDispatch - Local: Exceptional dispatch to mitigate local congestion.
6. ExDispatch - System: Exceptional dispatch to mitigate system-wide oversupply.

Note: Amounts smaller than 1 MW are filtered out for simplicity. Such small curtailments are occasionally observed when forecasts are lower than Pmin when market will de-commit the unit and send the 0 MW dispatch.

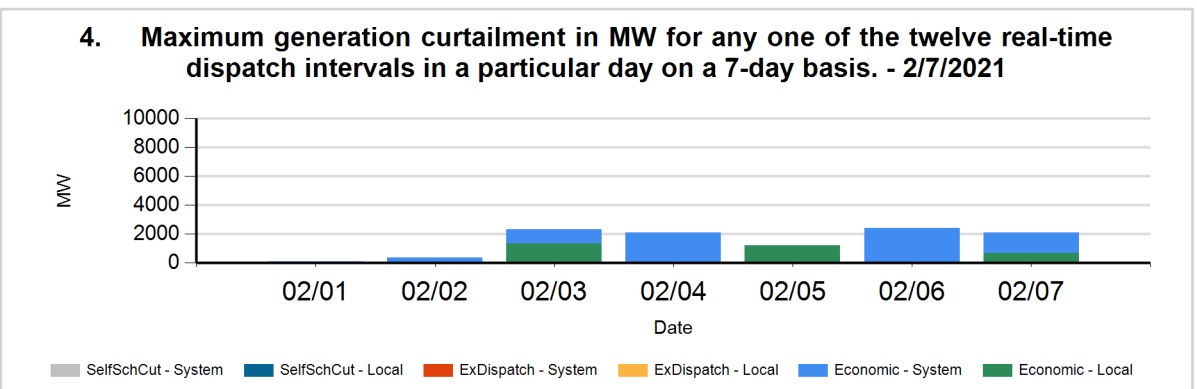
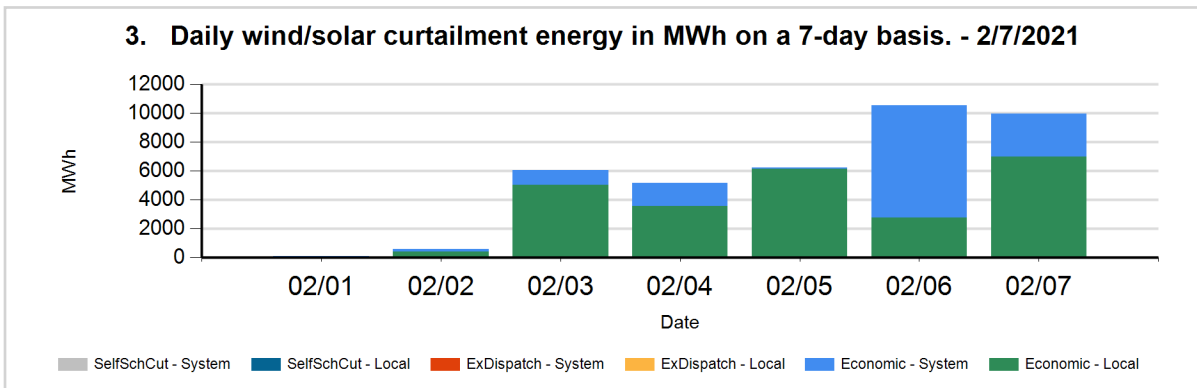
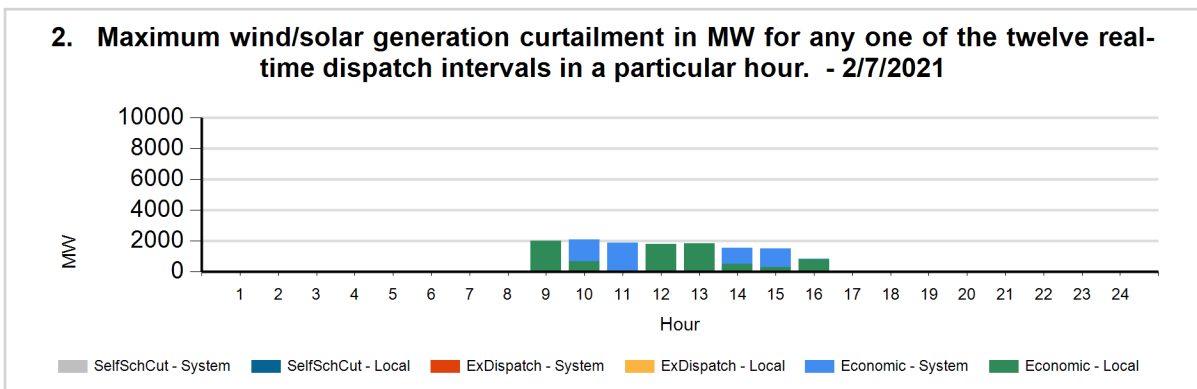
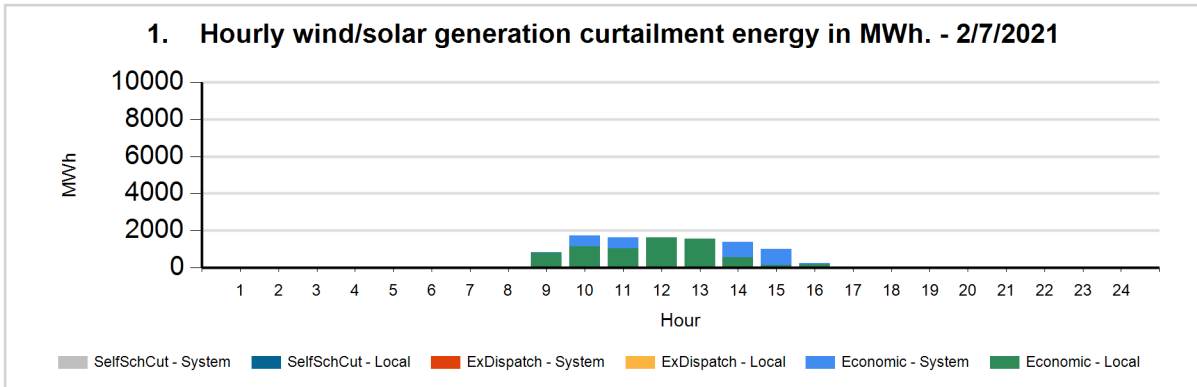
<sup>1</sup>Only wind and solar resources can be reported in this manner because these resources have a forecast. Curtailment is defined as the difference between actual production and the forecast when actual production is less than the forecast.

<sup>2</sup>The Renewables Watch report provides daily actual renewable production within the ISO grid. It is available at: <http://www.caiso.com/green/renewableswatch.html>.

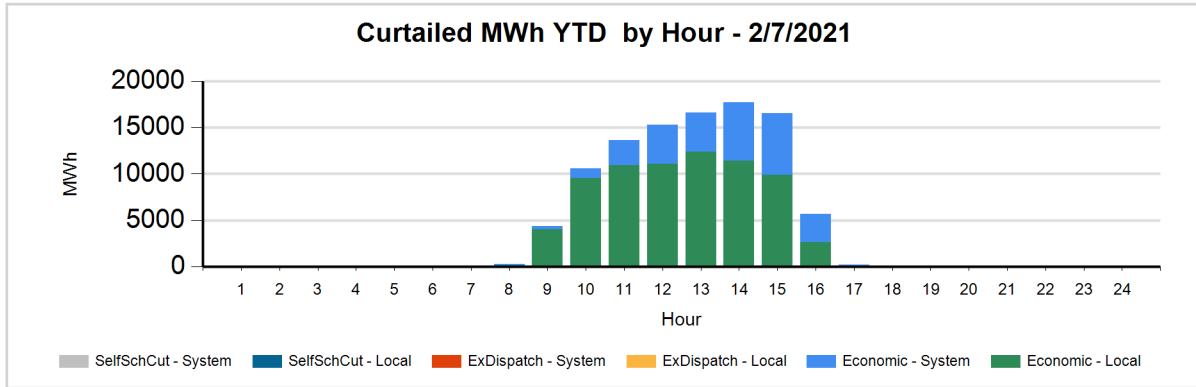
<sup>3</sup>Congestion occurs when available, least-cost energy cannot be delivered to some loads because transmission facilities do not have sufficient capacity to deliver the energy.

<sup>4</sup>For more information on oversupply conditions, please see: [https://www.caiso.com/Documents/FlexibleResourcesHelpRenewables\\_FastFacts.pdf](https://www.caiso.com/Documents/FlexibleResourcesHelpRenewables_FastFacts.pdf)

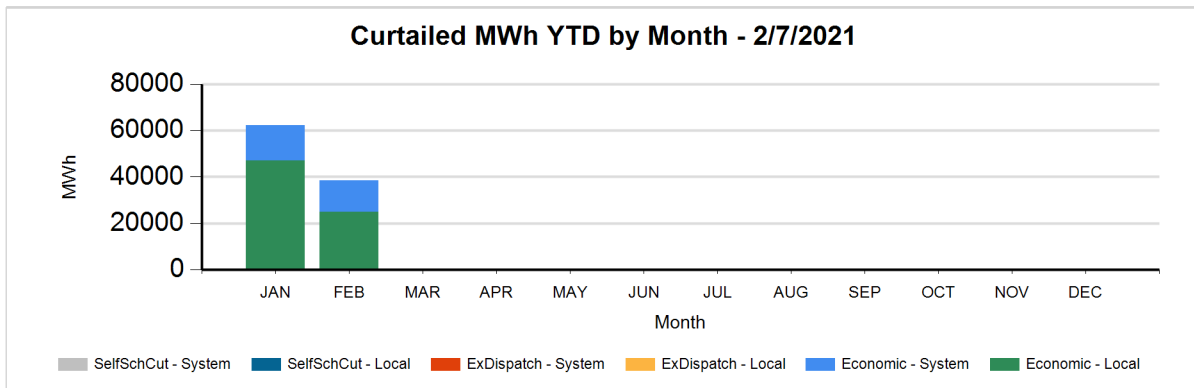
The following charts show the daily and 7-day wind and solar curtailment by category, if any.



The following charts show hourly year to date wind and solar curtailment by category, if any.



The following charts show monthly year to date wind and solar curtailment by category, if any.



TYPE	YTD CURTAILED MWH - 2/7/2021
LocalEconomic	71,968
SystemEconomic	28,919
<b>TOTAL</b>	<b>100,887</b>

**Data used to produce hourly chart**

DATE	HOUR	CURT TYPE	REASON	FUEL TYPE	CURTAILED MWH	CURTAILED MW
02/07	8	Economic	Local	SOLR	8	57
02/07	8	Economic	System	SOLR	10	
02/07	9	Economic	Local	SOLR	779	1976
02/07	9	Economic	Local	WIND	9	19
02/07	9	Economic	System	SOLR	34	
02/07	10	Economic	Local	SOLR	1127	649
02/07	10	Economic	Local	WIND	6	
02/07	10	Economic	System	SOLR	584	1446
02/07	10	Economic	System	WIND	1	1
02/07	11	Economic	Local	SOLR	1047	18
02/07	11	Economic	System	SOLR	587	1835
02/07	11	Economic	System	WIND	2	1
02/07	12	Economic	Local	SOLR	1606	1798
02/07	12	Economic	Local	WIND	0	
02/07	13	Economic	Local	SOLR	1556	1841
02/07	13	Economic	Local	WIND	0	
02/07	14	Economic	Local	SOLR	552	479
02/07	14	Economic	Local	WIND	0	
02/07	14	Economic	System	SOLR	823	1072
02/07	14	Economic	System	WIND	2	
02/07	15	Economic	Local	SOLR	126	277
02/07	15	Economic	Local	WIND	0	1
02/07	15	Economic	System	SOLR	858	1213
02/07	15	Economic	System	WIND	2	1
02/07	16	Economic	Local	SOLR	174	806
02/07	16	Economic	Local	WIND	0	1
02/07	16	Economic	System	SOLR	53	
02/07	16	Economic	System	WIND	1	3
02/07	17	Economic	Local	SOLR	1	5

The information contained in this report is preliminary and subject to change without notice. No inference, decision or conclusion should be made based on the information in this report or any series of these reports. All values are hourly average unless otherwise stated. Questions about this report should be directed to Short-Term Forecasting at [ShortTermForecasting@caiso.com](mailto:ShortTermForecasting@caiso.com).

