

CFC Report - Unrestricted Funds (less retiree)

CAISO-Unrestrict Less Retiree (53091)

01/01/2025 - 12/31/2025

Dated: 03/10/2026

Compliance Overview		Reconciliation Status	
Status	Compliant	Status	Reconciled
As of	12/31/2025	Last Reconciled For	03/09/2026

Portfolio by Strategy

Cash Segment	Market Value + Accrued
Operating Cash	19,076,729.52
Reserve Cash	7,131,830.73
Strategic Cash	206,431,431.93
Total	232,639,992.17

Footnotes: 1,2,4

Strategy by Duration Target

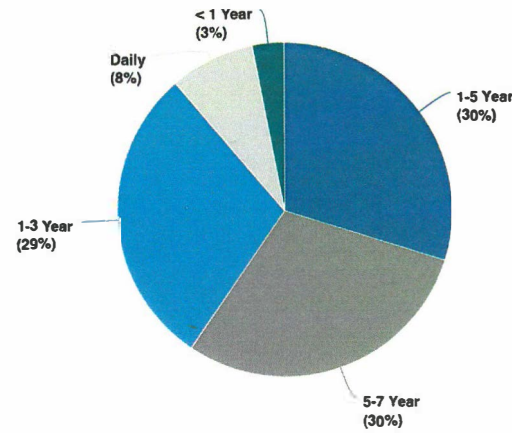


Chart calculated by: % of Market Value + Accrued

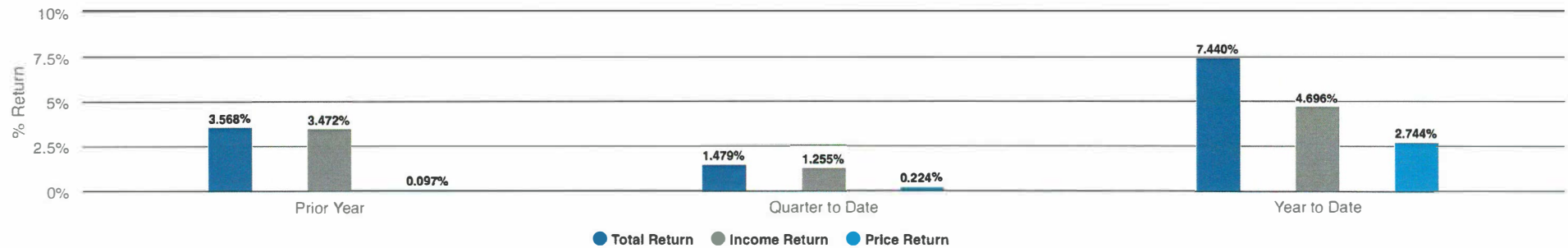
Performance

Cash Segment	Year to Date Total Return
---	0.000%
Operating Cash	4.233%
Reserve Cash	2.858%
Strategic Cash	7.667%

--- 7.440%

Footnotes: 1,2,3,4

Performance Base Summary





Investment Positions - Unrestricted Funds (less retiree)

CAISO–Unrestrict Less Retiree (53091)

As of 12/31/2025

Dated: 03/10/2026

Operating Cash

Cash Segment Duration	Security Type	Issuer	Net Unrealized Gain/Loss	Market Value + Accrued
Daily	MMFUND	CAISO SWEEP MMF	0.00	18,843,593.81
Daily	CASH	UNITED STATES OF AMERICA	0.00	233,122.57
Daily	CASH	UNITED STATES OF AMERICA	0.00	-0.04
Daily	MMFUND	BlackRock Liquidity Funds - T-Fund	0.00	13.16
Daily	MMFUND	Legg Mason Partners Institutional Trust - Western Asset Institutional Liquid Reserves	0.00	0.01
Daily	MMFUND	Morgan Stanley Institutional Liquidity Funds - Prime Portfolio	0.00	0.01
Daily	---	---	0.00	19,076,729.52

Reserve Cash

Cash Segment Duration	Security Type	Issuer	Net Unrealized Gain/Loss	Market Value + Accrued
< 1 Year	Open-End Fund	Morgan Stanley Institutional Fund Trust - Ultra Short Income Portfolio Fund	4,017.70	7,131,830.73
< 1 Year	Open-End Fund	Morgan Stanley Institutional Fund Trust - Ultra Short Income Portfolio Fund	4,017.70	7,131,830.73

Strategic Cash

Cash Segment Duration	Security Type	Issuer	Net Unrealized Gain/Loss	Market Value + Accrued
5-7 Year	Open-End Fund	Federated Total Return Series, Inc. - Federated Total Return Bond Fund	-3,581,137.35	34,457,758.64
1-3 Year	Open-End Fund	PIMCO Funds - PIMCO Low Duration Income Fund	-1,613,824.07	67,999,769.08
5-7 Year	Open-End Fund	Wells Fargo Funds Trust - Wells Fargo Core Plus Bond Fund	-5,362,927.27	34,583,703.49
1-5 Year	Open-End Fund	Fidelity Advisor Series II - Fidelity Advisor Limited Term Bond Fund	-255,435.45	69,390,200.72
---	Open-End Fund	---	-10,813,324.13	206,431,431.93

Summary

Cash Segment Duration	Security Type	Issuer	Net Unrealized Gain/Loss	Market Value + Accrued
---	---	---	-10,809,306.43	232,639,992.17

* Grouped by: Cash Segment. * Groups Sorted by: Cash Segment. * Weighted by: Market Value + Accrued. * Holdings Displayed by: Position.

Compliance Overview	Reconciliation Status
Status Compliant	Status Reconciled
As of 12/31/2025	Last Reconciled For 03/09/2026

Portfolios

Account	Market Value + Accrued
CAISO-1280183 Retiree Medical	4,221,152.43
CAISO-1999999-WELFARE-Post65	20,597,509.55
CAISO-1999999-WELFARE-Pre65	5,367,332.93

Total 30,185,994.92

Footnotes: 1,2,3

Portfolio by Policy Asset Class

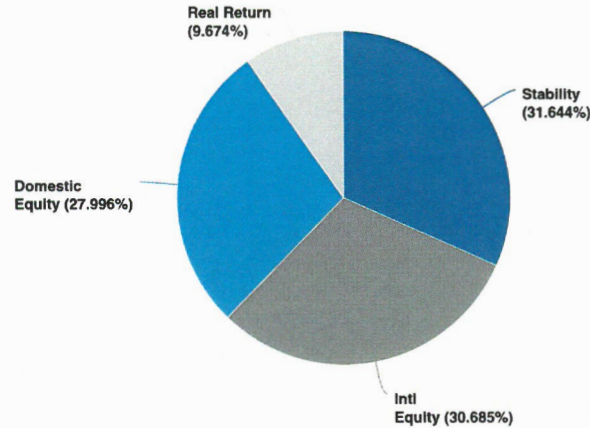


Chart calculated by: % of Market Value + Accrued

Performance

Account/Index	Year to Date Total Return
CAISO-1280183 Retiree Medical	17.682%
CAISO-1999999-WELFARE-BENEFIT	0.000%
CAISO-1999999-WELFARE-Post65	17.689%
CAISO-1999999-WELFARE-Pre65	17.703%
CAISO-Retiree Medical Plan Agg	17.691%
NO BENCHMARK REQUIRED	---
Total Weighted Benchmark	---

Performance Base Summary





Investment Positions - Retiree Medical Funds

CAISO-Retiree Medical Plan Agg (26983)

As of 12/31/2025

Dated: 03/10/2026

Domestic Equity

Policy Asset Class	Security Type	Issuer	Net Unrealized Gain/Loss	Market Value + Accrued	% of Market Value + Accrued
Domestic Equity	Open-End Fund	Vanguard Institutional Index Funds - Vanguard Institutional Index Fund	1,324,221.24	2,292,301.25	7.594%
Domestic Equity	Open-End Fund	Vanguard Windsor Funds - Vanguard Windsor II Fund	338,663.62	1,864,845.60	6.178%
Domestic Equity	Open-End Fund	Carillon Series Trust - Carillon Scout Mid Cap Fund	107,248.98	646,615.24	2.142%
Domestic Equity	Open-End Fund	American Century Capital Portfolios, Inc. - Small Cap Value Fund	-109,692.50	504,463.24	1.671%
Domestic Equity	Open-End Fund	JPMorgan Trust II - JPMorgan Large Cap Growth Fund	710,145.42	1,976,425.53	6.547%
Domestic Equity	REALFND	Putnam Funds Trust - Putnam Small Cap Growth Fund	49,755.28	600,902.92	1.991%
Domestic Equity	Open-End Fund	Allspring Funds Trust - Allspring Special Mid Cap Value Fund	-23,359.92	565,439.24	1.873%
Domestic Equity	---	---	2,396,982.12	8,450,993.03	27.996%

Intl Equity

Policy Asset Class	Security Type	Issuer	Net Unrealized Gain/Loss	Market Value + Accrued	% of Market Value + Accrued
Intl Equity	Open-End Fund	EUPAC Fund	365,425.98	2,811,593.59	9.314%
Intl Equity	Open-End Fund	Columbia Funds Series Trust - Columbia Overseas Value Fund	798,157.41	3,196,766.85	10.590%
Intl Equity	Open-End Fund	Vanguard STAR Funds - Vanguard Total International Stock ETF	731,110.34	3,254,314.64	10.781%
Intl Equity	Open-End Fund	---	1,894,693.73	9,262,675.08	30.685%

Real Return

Policy Asset Class	Security Type	Issuer	Net Unrealized Gain/Loss	Market Value + Accrued	% of Market Value + Accrued
Real Return	Fund of Funds	PIMCO Funds - PIMCO All Asset Fund	-33,589.07	2,920,169.28	9.674%
Real Return	Fund of Funds	PIMCO Funds - PIMCO All Asset Fund	-33,589.07	2,920,169.28	9.674%

Stability

Policy Asset Class	Security Type	Issuer	Net Unrealized Gain/Loss	Market Value + Accrued	% of Market Value + Accrued
Stability	CASH	UNITED STATES OF AMERICA	0.00	8,005.91	0.027%
Stability	CASH	UNITED STATES OF AMERICA	0.00	21,993.09	0.073%
Stability	Open-End Fund	PIMCO Funds - PIMCO Total Return Fund	-339,257.64	3,300,178.17	10.933%
Stability	Open-End Fund	Vanguard Bond Index Funds - Vanguard Short-Term Bond ETF	-17,950.66	2,726,771.74	9.033%
Stability	Open-End Fund	Baird Funds, Inc. - Baird Core Plus Bond Fund	95,651.82	3,494,946.32	11.578%
Stability	MMFUND	PRINCIPAL DEPOSIT SWEEP PROGRAM	0.00	262.30	0.001%
Stability	---	---	-261,556.48	9,552,157.53	31.644%

Summary

Policy Asset Class	Security Type	Issuer	Net Unrealized Gain/Loss	Market Value + Accrued	% of Market Value + Accrued
---	---	---	3,996,530.30	30,185,994.92	100.000%

* Grouped by: Policy Asset Class. * Groups Sorted by: Policy Asset Class. * Weighted by: Market Value + Accrued. * Holdings Displayed by: Position.

Compliance Overview	Reconciliation Status
Status Compliant	Status Reconciled
As of 12/31/2025	Last Reconciled For 03/27/2026

Portfolios	
Account	Market Value + Accrued
CAISO-1240017-LGIP	160,048,210.63
CAISO-1240017-SAXON 2 (GIP)	31,272,210.45
CAISO-1240020-GIP PPA INT54135	4,792,706.87
CAISO-1240020-GIP PPA INT54136	12,248,028.58
CAISO-1240020-GIPPPA 54083Q187	5,008,499.32
CAISO-1240020-GIPPPA 54321Q192	5,008,499.32
CAISO-1240020-GIPPPA54109KAWIC	3,727,660.96
CAISO-1240020-GIPPPA54112MOSEY	5,328,254.21
CAISO-1240020-GIPPPA54155PRESI	3,727,660.96
CAISO-1280173-Forfeited LGIP D	6,969,760.36
Other	33,764,497.71
Total	271,895,989.36

Footnotes: 1,2,3

Portfolio by Security Type

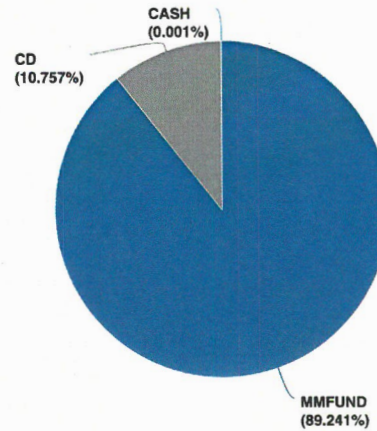


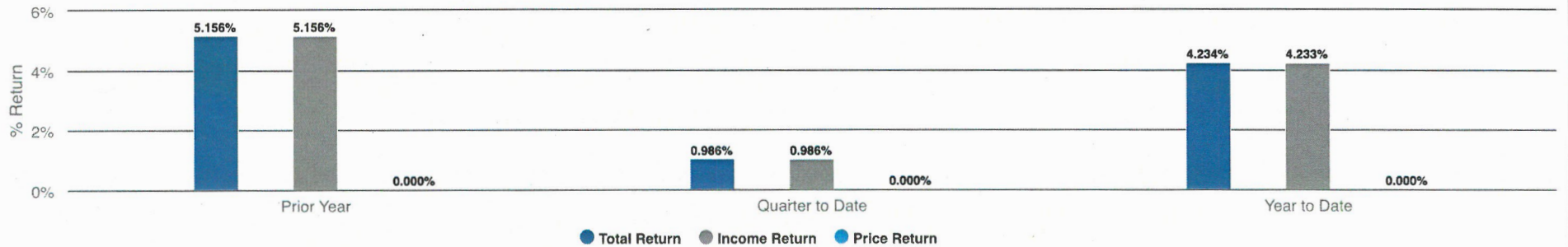
Chart calculated by: % of Market Value + Accrued

Performance

Account/Index	Year to Date Total Return
Total Weighted Benchmark	---
NO BENCHMARK REQUIRED	---
CAISO-LGIP Funds Agg	4.234%
CAISO-1310023-LGIP Account	3.682%
CAISO-1280173-SAXON 3 (Forfeit)	0.000%
CAISO-1280173-Forfeited LGIP D	4.194%
CAISO-1240020-GIPPPA54155PRESI	4.194%
CAISO-1240020-GIPPPA54115REDON	4.194%
CAISO-1240020-GIPPPA54112MOSEY	4.194%
CAISO-1240020-GIPPPA54111STERL	4.194%
CAISO-1240020-GIPPPA54109KAWIC	4.194%
CAISO-1240020-GIPPPA54005Q1865	---
CAISO-1240020-GIPPPA 55098WDT1	---
CAISO-1240020-GIPPPA 54321Q192	---
CAISO-1240020-GIPPPA 54167Q195	---
CAISO-1240020-GIPPPA 54166Q195	---
CAISO-1240020-GIPPPA 54159Q212	---
CAISO-1240020-GIPPPA 54083Q187	---
CAISO-1240020-GIPPPA 54079Q187	---
CAISO-1240020-GIP PPA SBE54148	4.194%
CAISO-1240020-GIP PPA SBE54127	4.194%
CAISO-1240020-GIP PPA SBE54123	4.194%
CAISO-1240020-GIP PPA SAM1775	3.807%
CAISO-1240020-GIP PPA INT54136	4.194%
CAISO-1240020-GIP PPA INT54135	4.194%
CAISO-1240020-GIP PPA COP54309	4.194%
CAISO-1240020-GIP PPA COP40050	4.194%
CAISO-1240020-GIP PPA BAY54219	4.194%

Continued on page 2

Performance Base Summary





Investment Positions - GIP Funds

As of 12/31/2025

CAISO-LGIP Funds Agg (26982)

Dated: 03/10/2026

Security Type	Issuer	Effective Maturity	Net Unrealized Gain/Loss	Market Value + Accrued
MMFUND	CAISO SWEEP MMF	12/31/2025	0.00	3,366,089.87
CASH	UNITED STATES OF AMERICA	12/31/2025	0.00	781,970.52
CASH	UNITED STATES OF AMERICA	12/31/2025	0.00	0.01
CASH	UNITED STATES OF AMERICA	12/31/2025	0.00	-778,914.62
MMFUND	Money Market Obligations Trust - Federated Government Obligations Fund	12/31/2025	0.00	61,529,015.76
MMFUND	Goldman Sachs Trust - Goldman Sachs Financial Square Government Fund	12/31/2025	0.00	58,197,695.27
MMFUND	Morgan Stanley Institutional Liquidity Funds - Treasury Portfolio	12/31/2025	0.00	58,509,102.67
MMFUND	BlackRock Liquidity Funds - T-Fund	12/31/2025	0.00	59,021,875.34
MMFUND	First American Funds, Inc. - Government Obligations Fund	12/31/2025	0.00	2,020,142.99
CD	Kaw Valley Bank	01/16/2026	0.00	126,186.25
CD	OceanAir Federal Credit Union	01/21/2026	0.00	82,241.58
CD	Farmers Insurance Federal Credit Union	01/27/2026	0.00	248,232.02
CD	First United Bank and Trust Company	02/09/2026	0.00	119,263.51
CD	Tennessee State Bank	02/09/2026	0.00	248,153.69
CD	Leaders Credit Union	02/10/2026	0.00	100,268.15
CD	Beal Bank USA	02/18/2026	0.00	245,508.69
CD	Providence Bank	02/20/2026	0.00	200,262.34
CD	Liberty First Credit Union	02/23/2026	0.00	180,774.35
CD	Cross River Bank	03/09/2026	0.00	247,635.25
CD	Anderson Brothers Bank	03/09/2026	0.00	195,569.64
CD	BLC Community Bank	03/12/2026	0.00	249,568.23
CD	GreenWay Bank	03/13/2026	0.00	249,566.36
CD	Patriot Bank, National Association	03/13/2026	0.00	249,482.86
CD	Mountain Commerce Bank	03/16/2026	0.00	111,523.42
CD	Cadence Bank	03/19/2026	0.00	247,801.32
CD	Citibank, N.A.	03/20/2026	0.00	100,635.31
CD	Fortifi Bank	03/20/2026	0.00	249,304.28
CD	Enterprise Bank	03/24/2026	0.00	107,972.07
CD	General Electric Credit Union	03/30/2026	0.00	187,763.25
CD	Assemblies of God Credit Union	03/30/2026	0.00	148,268.14
CD	Customers Bank	03/31/2026	0.00	101,308.33
CD	Technology Credit Union	04/14/2026	0.00	249,497.84
CD	Ally Bank	04/28/2026	0.00	246,370.03
CD	Flagstar Bank, National Association	05/01/2026	0.00	101,115.27
CD	Horizon Bank	05/15/2026	0.00	249,378.02
CD	Haddon Savings Bank	05/15/2026	0.00	249,374.24
CD	Texas Trust Credit Union	05/18/2026	0.00	50,379.13
CD	Banc of California	05/26/2026	0.00	244,148.08
CD	Star Bank	06/08/2026	0.00	243,657.33
CD	Bank of China Limited, New York Branch	06/08/2026	0.00	244,493.58
CD	Chartway Federal Credit Union	06/09/2026	0.00	75,435.90
CD	Forbright Bank	06/15/2026	0.00	133,301.08
CD	Global Federal Credit Union	06/16/2026	0.00	250,092.50
CD	State Bank of India New York Branch	06/17/2026	0.00	243,453.71
CD	Eaglemark Savings Bank	06/18/2026	0.00	243,465.65
CD	The Evangeline Bank and Trust Company	06/18/2026	0.00	248,466.05
CD	Alabama Credit Union	06/22/2026	0.00	50,257.64
CD	Saco & Biddeford Savings Institution	06/22/2026	0.00	245,390.09
CD	Capital One, National Association	06/29/2026	0.00	61,763.05
CD	Sonata Bank	06/29/2026	0.00	220,009.19
CD	Inspire Federal Credit Union	06/30/2026	0.00	248,901.23
CD	Morgan Stanley Private Bank, National Association	07/02/2026	0.00	116,199.27
CD	Bank of the Sierra	07/13/2026	0.00	92,178.42
CD	Cullman Savings Bank	07/20/2026	0.00	110,400.97



Investment Positions - GIP Funds

As of 12/31/2025

CAISO-LGIP Funds Agg (26982)

Dated: 03/10/2026

Security Type	Issuer	Effective Maturity	Net Unrealized Gain/Loss	Market Value + Accrued
CD	Flagstar Bank, National Association	07/24/2026	0.00	146,388.04
CD	John Marshall Bank	07/27/2026	0.00	249,007.56
CD	Third Coast Bank	07/31/2026	0.00	225,807.30
CD	CoVantage Credit Union	08/06/2026	0.00	201,112.14
CD	Discover Bank	08/10/2026	0.00	151,458.77
CD	UniBank	08/17/2026	0.00	55,966.82
CD	FirstBank	08/17/2026	0.00	105,463.12
CD	Regions Bank	08/21/2026	0.00	112,446.59
CD	Peoples State Bank	08/21/2026	0.00	248,114.55
CD	Oriental Bank	08/26/2026	0.00	73,940.17
CD	Barclays Bank Delaware	08/28/2026	0.00	248,358.45
CD	Endeavor Bank	08/31/2026	0.00	249,011.93
CD	Medallion Bank	08/31/2026	0.00	249,346.07
CD	Bank Hapoalim B.M. - New York Branch	09/04/2026	0.00	111,573.74
CD	Advia Credit Union	09/08/2026	0.00	270,577.66
CD	LendingClub Bank, National Association	09/09/2026	0.00	101,117.21
CD	Bank3	09/10/2026	0.00	173,361.19
CD	Bank of Utah	09/11/2026	0.00	249,491.14
CD	InBank	09/11/2026	0.00	244,481.28
CD	Vantage West Credit Union	09/14/2026	0.00	50,011.16
CD	M1 Bank	09/24/2026	0.00	246,383.69
CD	Western Alliance Bank	09/28/2026	0.00	246,455.53
CD	Bradesco Bank	09/28/2026	0.00	246,586.60
CD	HAPO Community Credit Union	09/29/2026	0.00	157,827.68
CD	First Bank of the Lake	09/30/2026	0.00	249,774.37
CD	Evolve Bank & Trust	10/13/2026	0.00	249,393.83
CD	West Shore Bank	10/13/2026	0.00	147,000.61
CD	OMB Bank	10/29/2026	0.00	138,771.16
CD	Numerica Credit Union	11/10/2026	0.00	250,949.59
CD	Wings Credit Union	11/16/2026	0.00	100,425.91
CD	FFB Bank	11/27/2026	0.00	248,911.32
CD	Lafayette Federal Credit Union	11/30/2026	0.00	156,358.60
CD	WeStreet Federal Credit Union	11/30/2026	0.00	250,041.67
CD	First Federal Bank	12/07/2026	0.00	147,367.96
CD	Capital One, National Association	12/08/2026	0.00	74,060.64
CD	First State Bank and Trust Company, Inc.	12/11/2026	0.00	249,345.53
CD	Optum Bank, Inc.	12/11/2026	0.00	244,571.09
CD	City National Bank	12/14/2026	0.00	241,654.43
CD	Wesbanco Bank, Inc.	12/14/2026	0.00	249,288.55
CD	TruStone Financial Credit Union	12/18/2026	0.00	249,410.68
CD	Rockland Federal Credit Union	12/21/2026	0.00	150,935.11
CD	1st Financial Bank USA	12/24/2026	0.00	248,983.17
CD	Morgan Stanley Private Bank, National Association	12/30/2026	0.00	130,116.39
CD	First Seacoast Bank	01/27/2027	0.00	100,697.22
CD	Maple City Savings Bank, FSB	02/08/2027	0.00	86,293.43
CD	Monet Bank	02/17/2027	0.00	95,297.09
CD	Univest Bank and Trust Co.	03/01/2027	0.00	249,059.57
CD	Austin Telco Federal Credit Union	03/01/2027	0.00	250,632.17
CD	Monet Bank	03/03/2027	0.00	116,105.88
CD	Global Federal Credit Union	03/08/2027	0.00	250,883.81
CD	EagleBank	03/08/2027	0.00	51,192.79
CD	Nelnet Bank	03/09/2027	0.00	96,141.78
CD	Merrick Bank	03/10/2027	0.00	126,322.77
CD	Chesapeake Bank	03/10/2027	0.00	69,212.68



Investment Positions - GIP Funds

As of 12/31/2025

CAISO-LGIP Funds Agg (26982)

Dated: 03/10/2026

Security Type	Issuer	Effective Maturity	Net Unrealized Gain/Loss	Market Value + Accrued
CD	Goldman Sachs Bank USA	03/11/2027	0.00	208,779.31
CD	Finwise Bank	03/15/2027	0.00	247,031.12
CD	BNY Mellon, National Association	03/15/2027	0.00	246,722.90
CD	MainStreet Bank	03/17/2027	0.00	249,119.38
CD	ConnectOne Bank	03/22/2027	0.00	51,019.82
CD	Live Oak Banking Company	03/22/2027	0.00	249,867.07
CD	Security First Bank	03/22/2027	26.65	200,095.78
CD	The First National Bank in Sioux Falls	03/23/2027	0.00	247,154.95
CD	Bank Hapoalim B.M. - New York Branch	03/31/2027	0.00	136,101.24
CD	Toyota Financial Savings Bank	04/05/2027	0.00	246,130.66
CD	Texas Exchange Bank	04/05/2027	0.00	248,720.99
CD	Peoples Security Bank and Trust Company	04/21/2027	0.00	245,543.71
CD	Bank Five Nine	05/12/2027	0.00	242,955.42
CD	Enterprise Bank & Trust	05/18/2027	0.00	99,919.27
CD	Connexus Credit Union	05/26/2027	0.00	246,647.93
CD	Seven Seventeen Credit Union Inc	05/28/2027	0.00	247,851.02
CD	First Foundation Bank	06/14/2027	0.00	213,774.13
CD	Commerce Bank	06/21/2027	0.00	195,005.51
CD	First Carolina Bank	06/28/2027	0.00	248,768.22
CD	VisionBank	06/28/2027	0.00	248,768.22
CD	Transportation Alliance Bank, Inc.	06/29/2027	0.00	248,702.13
CD	Caldwell Bank & Trust Company	06/30/2027	0.00	244,687.88
CD	Eclipse Bank, Inc.	07/02/2027	0.00	249,417.67
CD	TruStone Financial Credit Union	07/19/2027	0.00	90,071.71
CD	Bank of America, National Association	07/23/2027	0.00	248,859.59
CD	Morgan Stanley Bank, N.A.	08/04/2027	0.00	247,973.36
CD	Popular Bank New York Branch	08/06/2027	0.00	248,258.78
CD	Milestone Bank	08/16/2027	0.00	247,602.26
CD	BMW Bank of North America	08/16/2027	0.00	248,289.27
CD	First Technology Federal Credit Union	08/20/2027	0.00	100,486.06
CD	Financial Federal Bank	08/23/2027	0.00	248,847.75
CD	Capital One, National Association	08/24/2027	0.00	170,363.77
CD	Bankers' Bank	08/25/2027	0.00	225,677.65
CD	Valley National Bank	08/27/2027	0.00	243,946.47
CD	Bank of Lake Mills	09/02/2027	0.00	250,390.22
CD	State Bank of India - Chicago Branch	09/08/2027	0.00	95,355.28
CD	American Commercial Bank & Trust, National Association	09/10/2027	0.00	165,438.89
CD	Hope Federal Credit Union	09/15/2027	0.00	242,754.41
CD	Northeast Bank	09/17/2027	0.00	247,866.37
CD	University of Illinois Community Credit Union	09/24/2027	0.00	248,765.77
CD	Asian Bank	09/29/2027	0.00	246,781.45
CD	Grand Missouri Bank	09/30/2027	0.00	248,616.52
CD	Hodge Bank & Trust Company	09/30/2027	0.00	248,613.20
CD	The Pitney Bowes Bank Inc.	11/15/2027	0.00	245,144.42
CD	UBS Bank USA	11/26/2027	0.00	249,129.85
CD	First Bank Chicago	11/26/2027	0.00	245,000.55
CD	MutualOne Bank	11/29/2027	0.00	245,820.43
CD	First Commerce Bank	12/15/2027	0.00	249,183.54
CD	First Guaranty Bancshares, Inc.	12/17/2027	0.00	244,845.98
CD	Home Federal Savings and Loan Association of Grand Island	12/17/2027	0.00	244,906.00
CD	The First National Bank of McGregor	12/23/2027	0.00	248,732.24
---	---	02/07/2026	26.65	271,895,989.36

Compliance Overview	Reconciliation Status
Status Compliant	Status Reconciled
As of 12/31/2025	Last Reconciled For 03/09/2026

Portfolios	
Security Type	Market Value + Accrued
CASH	553,122.79
MMFUND	621,173,971.03
Total	621,727,093.82

Footnotes: 4,5,6

Exposure - Issuer Concentration

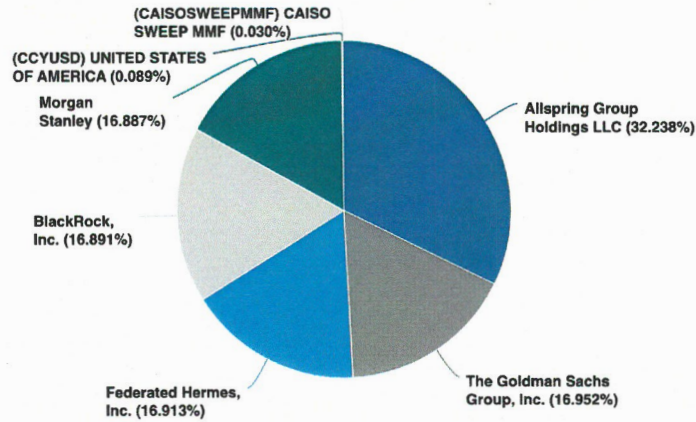


Chart calculated by: Ending Market Value + Accrued

Performance	
Asset Class	Year to Date Total Return
Cash	0.000%
MMFund	4.205%

---	4.131%
-----	--------

Footnotes: 1,2,3,4

Performance Base Summary





Investment Positions - Market Funds

CAISO-Market Funds (28253)

As of 12/31/2025

Dated: 03/10/2026

<i>Security Type</i>	<i>Issuer</i>	<i>Effective Maturity</i>	<i>Net Unrealized Gain/Loss</i>	<i>Market Value + Accrued</i>
CASH	UNITED STATES OF AMERICA	12/31/2025	0.00	2,022,133.25
CASH	UNITED STATES OF AMERICA	12/31/2025	0.00	-1,469,010.46
MMFUND	CAISO SWEEP MMF	12/31/2025	0.00	187,232.91
MMFUND	Allspring Funds Trust - Allspring Government Money Market Fund	12/31/2025	0.00	200,435,233.01
MMFUND	Morgan Stanley Institutional Liquidity Funds - Treasury Portfolio	12/31/2025	0.00	104,991,552.74
MMFUND	BlackRock Liquidity Funds - T-Fund	12/31/2025	0.00	105,013,078.94
MMFUND	Money Market Obligations Trust - Federated Government Obligations Fund	12/31/2025	0.00	105,153,144.91
MMFUND	Goldman Sachs Trust - Goldman Sachs Financial Square Government Fund	12/31/2025	0.00	105,393,728.52
---	---	12/31/2025	0.00	621,727,093.82

* Weighted by: Market Value + Accrued. * Holdings Displayed by: Position.