

Revised ACL Group Function in AIM

By: Trinh Ngo and Massih Ahmadi

Date: 01/12/2017

Agenda

The ISO has enhanced ACL Group function in AIM application in order to become adaptable to other ISO external applications.

In this presentation, we will cover:

- Creation of ACL Group
- Add Resource to ACL Group
- Definition of terms

Definition of Terms

- ACL Group – access control list also known as exception groups is an entity and first level filtering
- UAA – user access administrator; was previously known as POC (point of contact); this external user has access to AIM and manages certificates and access for their organization
- Entity Primary ID – first level filtering; there are multiple entity types (SCID, ACL Group, BSCID, LSEID and etc...),
- Asset – second level filtering (typically a resource)

How to create an ACL Group

Create ACL Group

POC Profile

Users

Applications

Certificate Renewal

ACL Groups

Access Request

Endorsed

Entity Name Group Name Environment Status

Create ACL Group

Second, click on "Create ACL Group"

First, click on "ACL Groups" sub tab

ACL Groups



Rows 25

Entity Name	Environment	Group Name	Description	Start Date	End Date	Status	
TRAINING	PROD	EXC_TRAINING_186	Resources 1 2 & 3	12/01/2015	12/31/2028	Provisionable	Edit
TRAINING	MAP-STAGE	EXC_TRAINING_185	Resource 3 only	12/01/2015	12/30/2017	Provisionable	Edit
TRAINING	MAP-STAGE	EXC_TRAINING_184	Resource 3 only	12/01/2015	12/31/2017	Provisionable	Edit

Create ACL Group

POC Profile	Users	Applications	Certificate Renewal
Create New ACL Group			
Entity Name	<input type="text" value="16TEST12345"/>		
Environment	<input type="text" value="MAP-STAGE"/>		
Description	<input type="text"/>		
Start Date	<input type="text"/>	<input type="text" value="31"/>	
End Date	<input type="text"/>	<input type="text" value="31"/>	
<input type="button" value="Submit"/>		<input type="button" value="Cancel"/>	

Click Submit when you are done

****NEW**** the Start Date can be set to a past date

How to modify an ACL Group

Modify an ACL Group

POC Profile Users Applications Certificate Renewal ACL Groups Access Request Endor

Entity Name Group Name Environment Status

Create ACL Group

Select the ACL Group name then click on the Pencil icon

ACL Groups

Rows 25

Entity Name	Environment	Group Name	Description	Start Date	End Date	Status	
TRAINING	PROD	EXC_TRAINING_186	Resources 1 2 & 3	12/01/2015	12/31/2028	Provisionable	Edit
TRAINING	MAP-STAGE	EXC_TRAINING_185	Resource 3 only	12/01/2015	12/30/2017	Provisionable	Edit
TRAINING	MAP-STAGE	EXC_TRAINING_184	Resource 3 only	12/01/2015	12/31/2017	Provisionable	Edit

Modify an ACL Group



Access and Identity Management



POC Profile

Users

Applications

Certificates

Access Request

Entity Name

Group Name

****NEW**** Now you can change
"Description" and "Status"
fields of the ACL Group

Status

Provisionable

Create ACL Group

ACL Groups

Update

Cancel



Entity Name	Environment	Group Name	Description	Start Date	End Date	Status
TRAINING	PROD	EXC_TRAINING_186	Resources 1 2 & 3	12/01/2015	12/31/2028	Provisionable
TRAINING	MAP-STAGE	EXC_TRAINING_185	Resource 3 only	12/01/2015	12/30/2017	Provisionable
TRAINING	MAP-STAGE	EXC_TRAINING_184	Resource 3 only	12/01/2015	12/31/2017	Provisionable

How to add resources to ACL Group

Add Resources to ACL Group

POC Profile

Users

Applications

Certificate Renewal

ACL Groups

Access Request

Endorsed Access Request

Entity Name

Group Name

Environment

Status

Apply

Reset

Create ACL Group

ACL Groups



Rows 25

Entity Name	Environment	Group Name	Description	Start Date	End Date	Status	
TRAINING	PROD	EXC_TRAINING_186	Resources 1 2 & 3	12/01/2015	12/31/2028	Provisionable	Edit
TRAINING	MAP-STAGE	EXC_TRAINING_185	Resource 3 only	12/01/2015	12/30/2017	Provisionable	Edit
TRAINING	MAP-STAGE	EXC_TRAINING_184	Resource 3 only	12/01/2015	12/31/2017	Provisionable	Edit

First select the ACL Group then click on "Edit" to add resources

Assets



Asset Name

Asset Type

No Data found

Add Resources to ACL Group

POC Profile Users Applications Certificate Renewal ACL Groups Access Request Endorsed Access Request Email Configuration

ACL Group Name: **EXC_TRAINING_186** Entity: **TRAINING** Start Date: **12/01/2015** End Date: **12/31/2028** Description: **Resources 1 2 & 3** **Apply** **Reset**

Cancel

Submit

Note: SUBMIT to permanently add resources to ACL Group.
CANCEL to return to previous screen.

Available Assets

Rows 25 ▼	
Asset Type	Asset Name
X No Data found	

List of your assigned resources will display in "Available Assets"

Add

After selecting applicable resource/resources, click on "Add" button. This will move resource to right side under "Assets"

Assets

Asset Name	Asset Type	MasterFile Start Date	MasterFile End Date	Access Start Date	Access End Date
X No Data found					

- Once you have selected applicable resources, click on "Submit" button to **PERMANENTLY** add resources to ACL Group – Or click on "Cancel" to not add selected resources to ACL Group.
- You can not remove a resource from ACL Group once it has been assigned. The UAA will need to create a new ACL Group for the desired resource.

Use Case Scenario

Basic Criteria

SCID **does not** have to **currently** be active in master file

UAA **must be** **currently** authorized in AIM for SCID

UAA can select any start or end date (can **NOT change** once created)

The AIM system auto-generates the name
Naming standard is EXC_[SCID]_[autonum]

Use Case Scenario

- UAA is John Doe who works for SCE
- John Doe is authorized for SCE1
- John Doe creates ACL Group in AIM by selecting SCE1 with start date of 6/1/2012 and end date of 5/31/2016
- Below is AIM Display

ACL Group Name	ACL Group Start Date	ACL Group End Date
EXC_SCE1_125	6/1/2012	5/31/2016

Available Resources

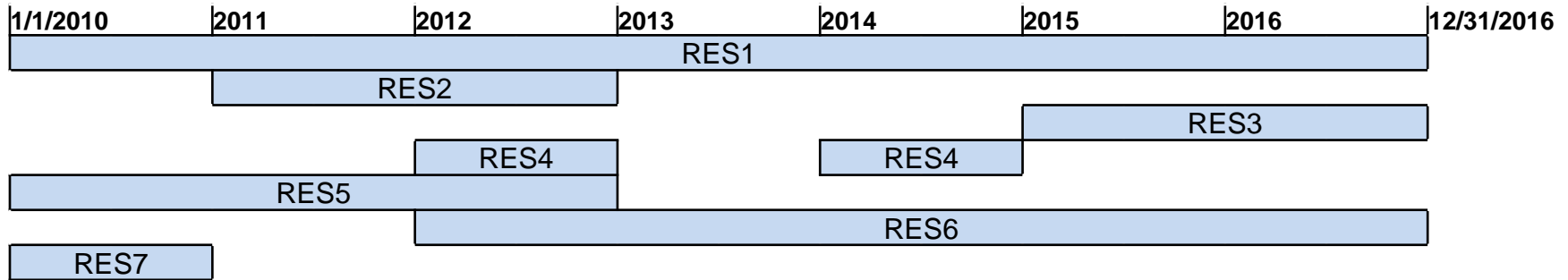
- John selects Resources that were associated to SCE1 and had a start date and end date in master file that is between the start and end date of the ACL Group, except one...

ACL Group Name	ACL Group Start Date	ACL Group End Date
EXC_SCE1_125	6/1/2012	5/31/2016

Entity Name	Asset Name	Res Start Date	Res End Date
SCE1	RES1	1/1/2010	12/31/2016
	RES2	1/1/2011	12/31/2012
	RES3	1/1/2015	12/31/2016
	RES4	1/1/2012	12/31/2012
	RES4	1/1/2014	12/31/2015
	RES5	1/1/2010	12/31/2012
	RES6	1/1/2012	12/31/2016
	RES7	1/1/2010	12/31/2010

Resource Dates in Master File

Master File



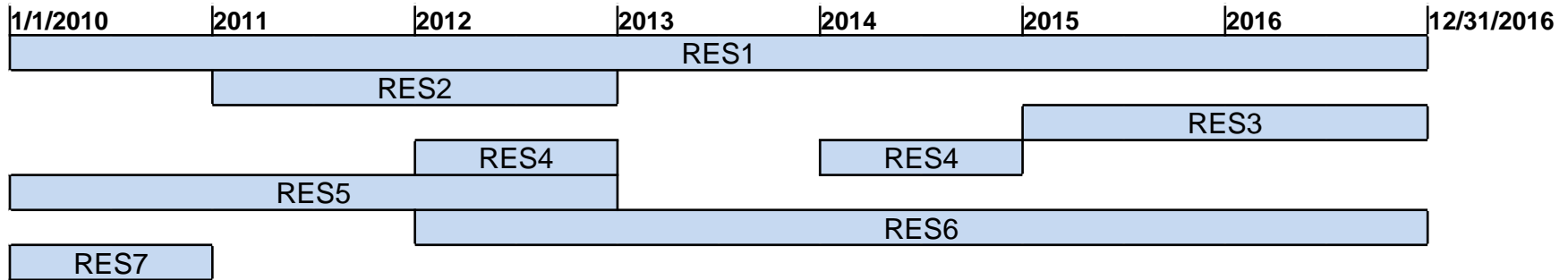
1) Which resource does not appear in the AIM resource list for John and why?

Entity Name	Asset Name	Res Start Date	Res End Date
SCE1	RES1	1/1/2010	12/31/2016
	RES2	1/1/2011	12/31/2012
	RES3	1/1/2015	12/31/2016
	RES4	1/1/2012	12/31/2012
	RES4	1/1/2014	12/31/2015
	RES5	1/1/2010	12/31/2012
	RES6	1/1/2012	12/31/2016
	RES7	1/1/2010	12/31/2010

ACL Group Name	ACL Group Start Date	ACL Group End Date
EXC_SCE1_125	6/1/2012	5/31/2016

Resources Appear in AIM

Master File



RES 7 will not appear in AIM because resource End Date is prior to Start Date of the ACL Group

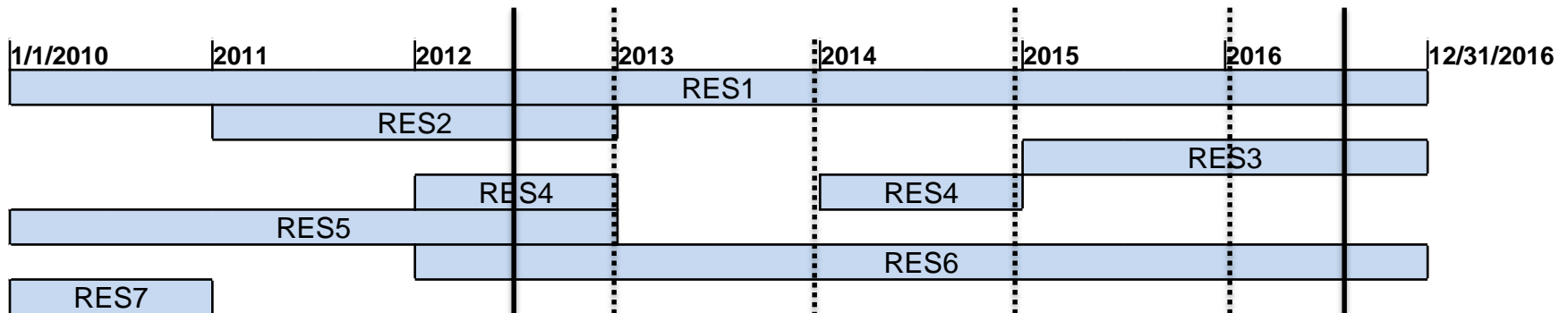
Entity Name	Asset Name	Res Start Date	Res End Date
SCE1	RES1	1/1/2010	12/31/2016
	RES2	1/1/2011	12/31/2012
	RES3	1/1/2015	12/31/2016
	RES4	1/1/2012	12/31/2012
	RES4	1/1/2014	12/31/2015
	RES5	1/1/2010	12/31/2012
	RES6	1/1/2012	12/31/2016
	RES7	1/1/2010	12/31/2010

ACL Group Name	ACL Group Start Date	ACL Group End Date
EXC_SCE1_125	6/1/2012	5/31/2016

Access to ACL Group is the same security design as access to SCID

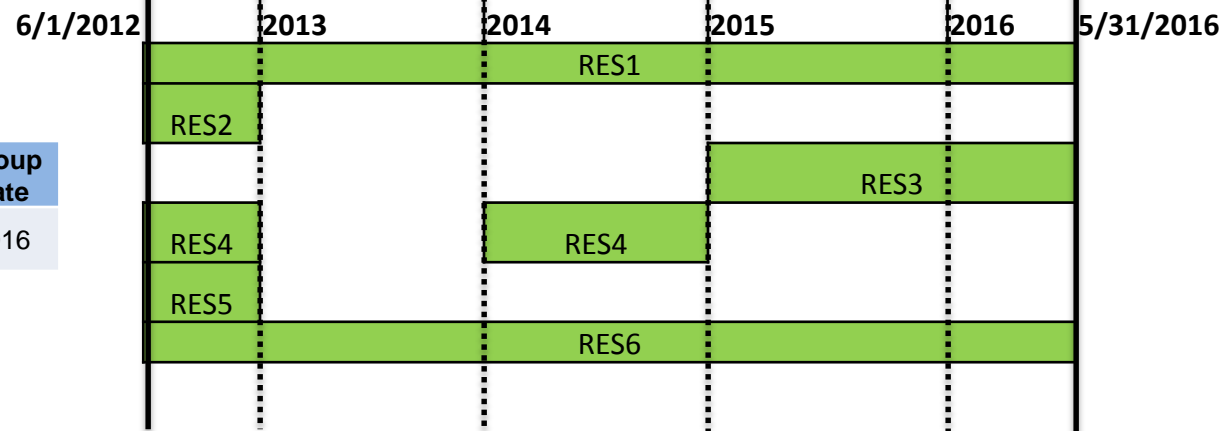
- John adds RES1, RES2, RES3, RES4, RES5 and RES6

In MasterFile



In AIM

ACL Group Name	ACL Group Start Date	ACL Group End Date
EXC_SCE1_125	6/1/2012	5/31/2016



Questions?

Link to AIM User Guide:

http://www.caiso.com/Documents/AccessandIdentityManagement_AIM_UserGuide.pdf

Massih Ahmadi
mahmadi@caiso.com
(916) 608-5861

Definition of Date Fields

Master File

- **SC Start Date**
 - Effective Start Date of an SCID in Master File
 - Can only be changed in Master File
- **SC End Date**
 - Effective End Date of a SCID in Master File
 - Can only be changed in Master File
- **Resource Start Date** – in Master File and displayed in AIM
 - Effective Start Date of a resource in Master File
 - Can only be changed in Master File
- **Resource End Date** – in Master File and displayed in AIM
 - Effective End Date of a resource in Master File
 - Can only be changed in Master File
- **Resource-SC Association Start Date** – in Master File and displayed in AIM
 - Start date when resource belongs to SC
- **Resource-SC Association End Date** – in Master File and displayed in AIM
 - End date when resource belongs to SC

Definition of Date Fields

AIM

- **ACL Group Start Date** – in AIM
 - UAA's set the start date of an ACL Group
- **ACL Group End Date** – in AIM
 - UAA's set the end date of an ACL Group
- **Resource-ACL Association Start Date** – in AIM
 - Date when access begins to resource **ACCESS START DATE**
- **Resource-ACL Association End Date** – in AIM
 - Date when access ends to resource **ACCESS END DATE**

Scenarios (UAA=John; User=Jane)

1. Jane logs into application and queries for trade date 11/1/2015, which resources data will she see?

RES1, RES3, RES6

2. Jane logs into application and queries for trade date 2/1/2014, which resources data will she see?

RES1, RES4, RES6

3. John doesn't want Jane to have access to RES2 for trade dates 6/1/2012-1/1/2013, but he wants her to still have access to the other resources, what does John need to do?

He has to de-provision Jane from this ACL Group, create a new ACL Group with the other Resources and provision her access to the new ACL Group

4. In Master File, RES1 has an update to the SC-Association end date from 12/31/2016 to 8/31/2016, what happens in AIM?

Jane's access to query RES1 trade date is the same with access to trade dates 6/1/2012 to 5/31/2016

5. Today is now 1/1/2017. Jane is provisioned access on 1/1/2017 to this ACL Group, which resource data will she see?

Jane can see RES1, RES2, RES3, RES4, RES5, RES6 for corresponding trade dates in the ACL Group

6. Today is now 1/1/2015. In Master File, there is an update to RES3. RES3 is transferring to PCG2 on 1/1/2016. What happens to Jane's access to RES3?

Jane's access to query RES3 trade dates has changed to 1/1/2015 to 12/31/2015

7. John adds RES8 to this ACL Group. In MF, RES8 has SCE1 association start date of 6/1/2015 and association end date of 1/1/2018. What trade dates will Jane be able to see for RES8?

Jane can query for RES8 from trade date 6/1/2015 to 5/31/2016

8. John removes RES3 from ACL Group. What trade dates will Jane be able to see for RES3?

This is a trick question. Jane sees the same since Resources can NOT be removed.