Extended Day-Ahead Market Performance

October report

Market Performance and Advanced Analytics

November 24, 2026

Housekeeping



This call is being recorded for informational and convenience purposes only. Any related transcriptions should not be reprinted without ISO's permission.



The meeting is structured to stimulate dialogue and engage different perspectives.



Please engage in a respectful and professional manner. Introduce yourself and your organization when speaking. Follow the facilitator's guidance for speaking or asking questions.



Please keep comments brief and avoid repeating points already made to ensure everyone has an opportunity to participate in a robust discussion.



You can access Closed Captioning and the Transparency Viewer using the controls located at the bottom of the Webex screen.

Instructions for Raising Your Hand to Ask a Question



Please remember to state your name and affiliation before making your comment.



If you are connected to audio through your computer or used the ‘call me’ option, select the raise hand icon located on the bottom of your screen. Start speaking a couple of seconds after you’re unmuted.



If you are connected on the phone line only and not the Webex dial *3 to be added to the queue.



You may also send questions via chat to all panelists.



If you need technical assistance during the meeting, please send a chat to the event producer, Intellor Events.

The ISO has completed the six-month transition period for EDAM

- The price discovery period concluded after the first six months of EDAM operation
- This October report is the sixth and final monthly report in the ISO's dedicated effort to report on EDAM performance
- The ISO identified several market functionality and settlement issues; resolving them helped stabilize market operations
- Using data from the first six months and data that continues to accrue, the ISO will assess potential changes to configurable parameters while continuing to monitor overall performance
- The ISO will report on EDAM performance in the January 2027 MPPF

Executive Summary

- Overall, day-ahead market continues to perform well through summer conditions
- However, results should be viewed as preliminary and subject to adjustments
  - Results from May through October reflect a transition to a new market design
  - Market participants adapting and learning about the EDAM/DAME features
  - Ongoing resolution of identified issues in market outcomes and settlements
  - Heat wave during the first week of October reflected in market trends
- This report provides an overview of market performance during October
- This is the sixth and last monthly performance reports focused on EDAM market performance

Executive Summary

- Portland General Electric area joined the extended day-ahead market on October 1. Its operation has been uneventful so far
- Summer conditions subsided in October, shifting patterns, while EDAM areas maintained sufficient supply to meet load obligations
- The ISO area peaked at 46,768 MW on October 5 with unusual high load conditions for the month
- The ISO balancing area did not have any issues to reliably meet this peak load
- Compared to September, monthly average prices in October increased to $53/MWh in CAISO, to $40/MWh in PACE, and to $45/MWh in PACW. Monthly average prices in PGE in October were $45/MWh
- In October, the CAISO area increased exports during solar hours, while PGE was a net importer. PACE remained a net exporter, while PACW remained a net importer

Executive Summary

- Total CAISO wholesale energy costs increased to $1.15 billion in October from $1 billion in September, averaging $61.8/MWh
- In October 2026, a minor increase in manual adjustments from 124 hours as compared to 120 hours observed in October 2025
- Upward imbalance reserve awards deployed in real time averaged 18.1 percent in CAISO, 42.5 percent in PACE, 39.4 percent in PACW, and 27.4 percent in PGE
- Congestion increased to $81.3 million in October, driven entirely by CAISO constraints
- As part of the congestion revenue allocation process, $549K net congestion revenue was allocated to EDAM BAAs in October ($511K PAC, $38K PGE)

Executive Summary

- CRR revenue adequacy has decreased to 93% after five consecutive month above 100% (surplus). CRR auction efficiency in October reached a low of 26%.
- Since EDAM launch, monthly costs have averaged approximately $3.7 million for imbalance reserves and $6.97 million for reliability capacity.
- One new market issue was identified since the last report.

Stakeholder comments on September report and analysis

- Pacific Gas & Electric Company and WPTF submitted written comments
- The ISO has provided responses in the October report
- Due to heat wave during the first week of October, the October report includes a section of summer conditions
- The ISO will continue to expand the scope of analysis for EDAM/DAME in future reporting efforts

Market Performance for October

All areas in EDAM had sufficient supply to meet their load obligations during high-load summer conditions

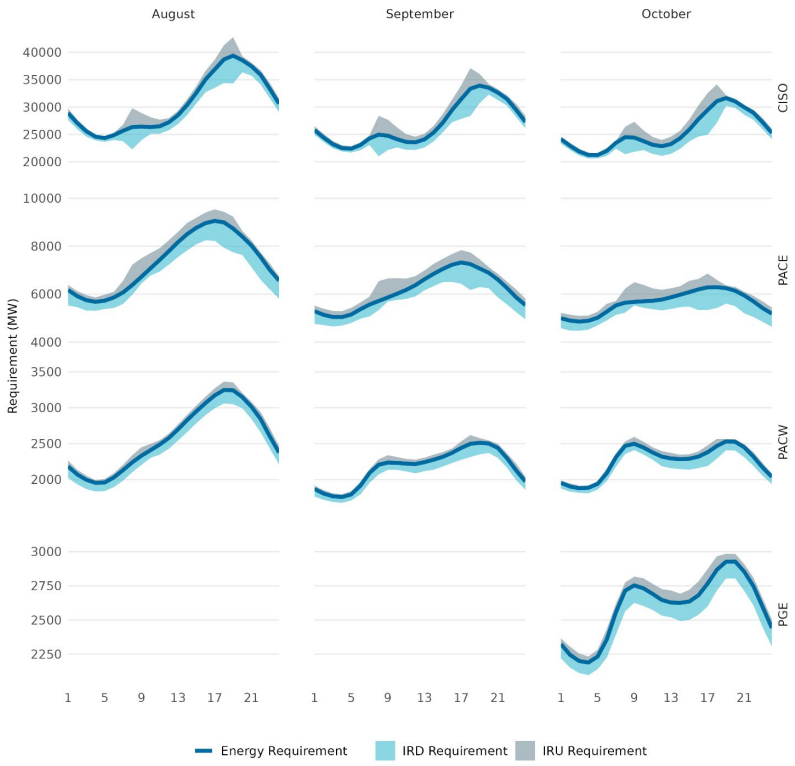

The extended day-ahead market includes a resource sufficiency evaluation

On October 6, PACW passed the IRD RSE in 23 out of 24 hours.

On October 20, PACW passed the IRU RSE in 23 out of 24 hours.

	IRU RSE Passing Rate (%)						IRD RSE Passing Rate (%)					
BAA	May	Jun	Jul	Aug	Sep	Oct	May	June	Jul	Aug	Sep	Oct
CAISO	100	100	100	100	100	100	100	100	100	100	100	100
PACE	100	100	100	100	100	100	100	100	100	100	100	100
PACW	98.92	100	100	100	100	99.87	99.87	100	100	100	100	99.87
PGE	-	-	-	-	-	100	-	-	-	-	-	100

Prices for all commodities are within expected economic ranges and seasonally consistent in October

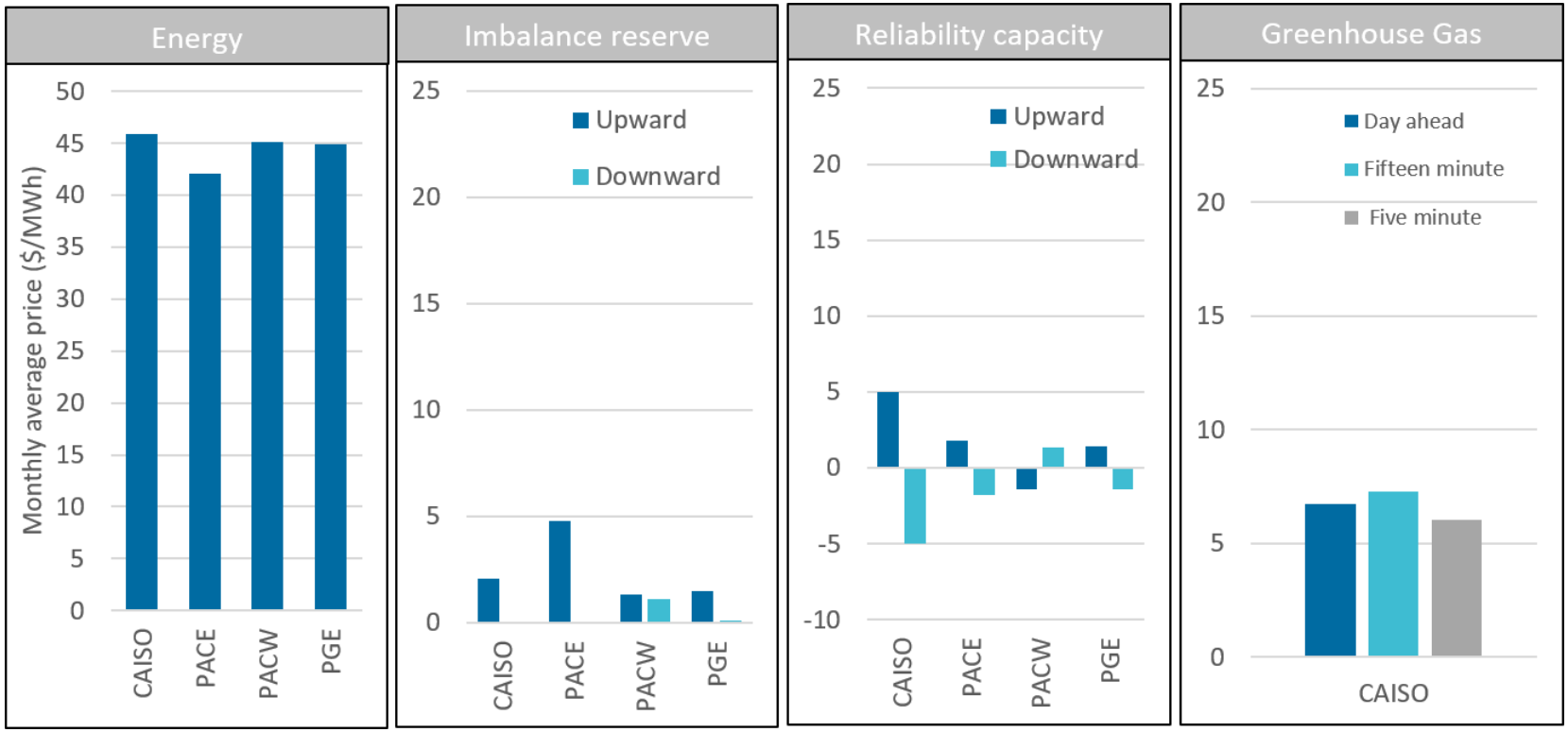

The extended day-ahead market prices show explicitly the economic value of flexibility, reliability reserves and greenhouse gas

Day-ahead energy prices increased in October due to atypical period of high loads

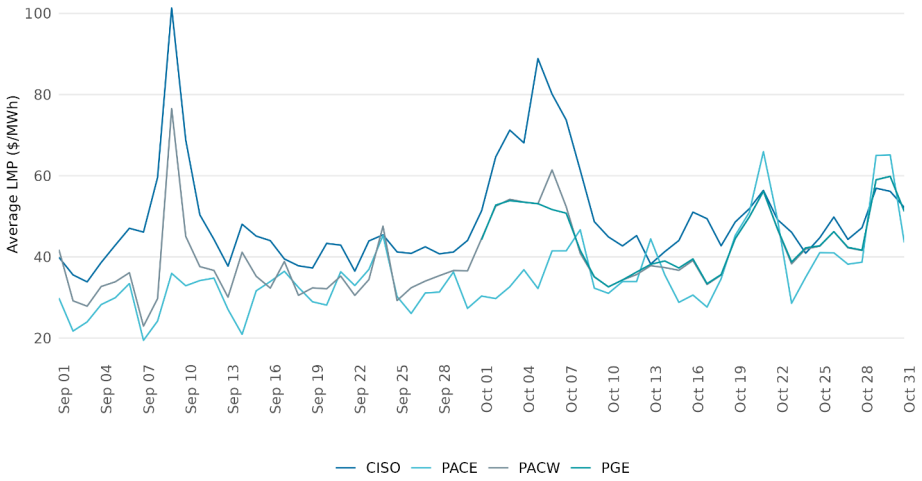

Prices spiked on October 5 for CAISO with daily averages of approximately $89/MWh.

Prices were highest in the morning and evening peaks

CAISO prices were higher than PAC prices during peak hours, partly due to the GHG price contribution

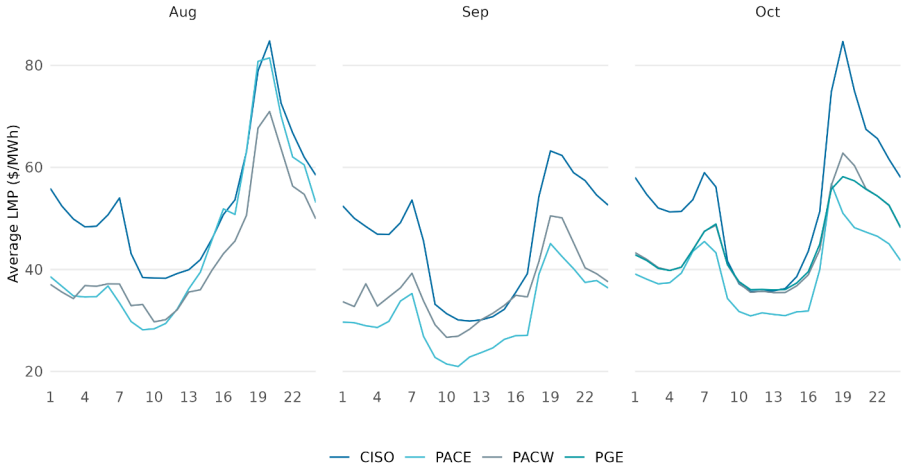

All EDAM MECs increased in October but GHG fell compared to September

The largest drop in MEC from August was 31% for PACE

GHG increased by 13% in IFM and RTD, and remained steady in FMM

Congestion in CAISO reversed direction except for SDGE

Congestion decreased in PACW but was slightly higher in PACE

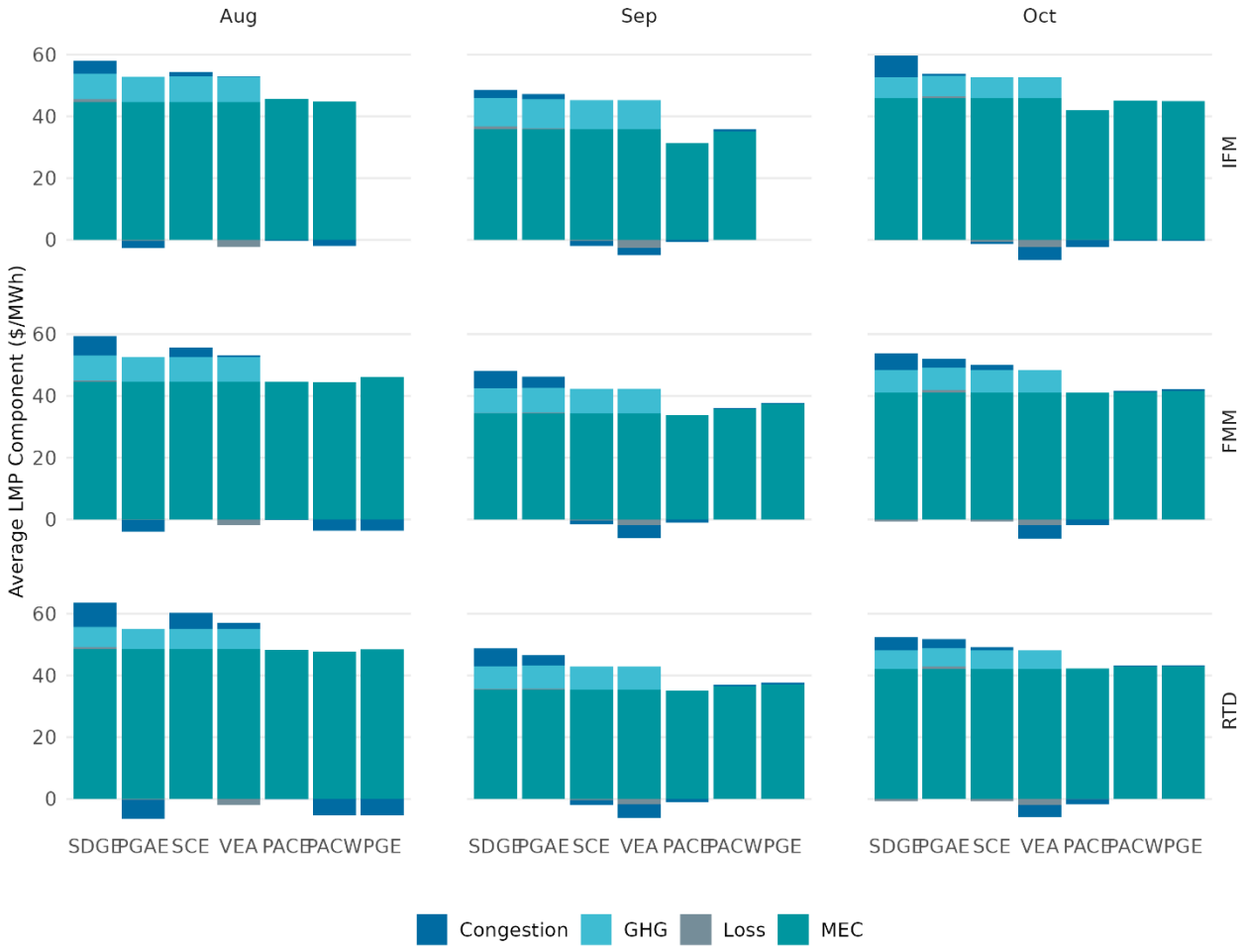

Hourly energy profile evolved and decreased as system faced low load conditions in October

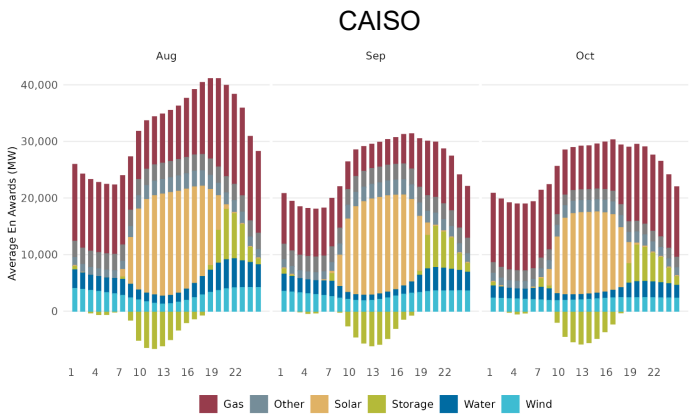

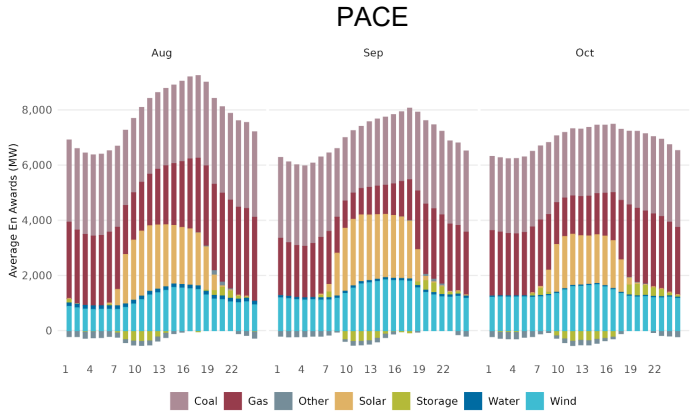

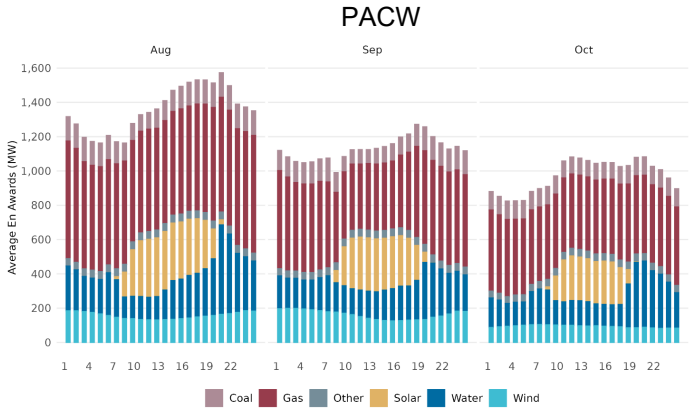

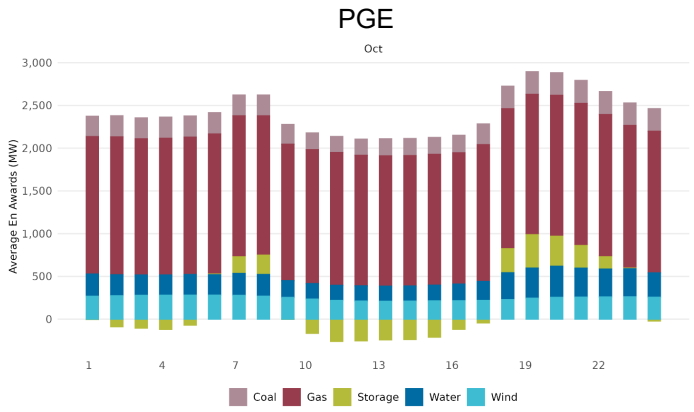

Total supply across EDAM decreased as October observed lower loads compared with August and September

Gas generation played an important role in meeting demand

AS prices remained within typical ranges for all commodities

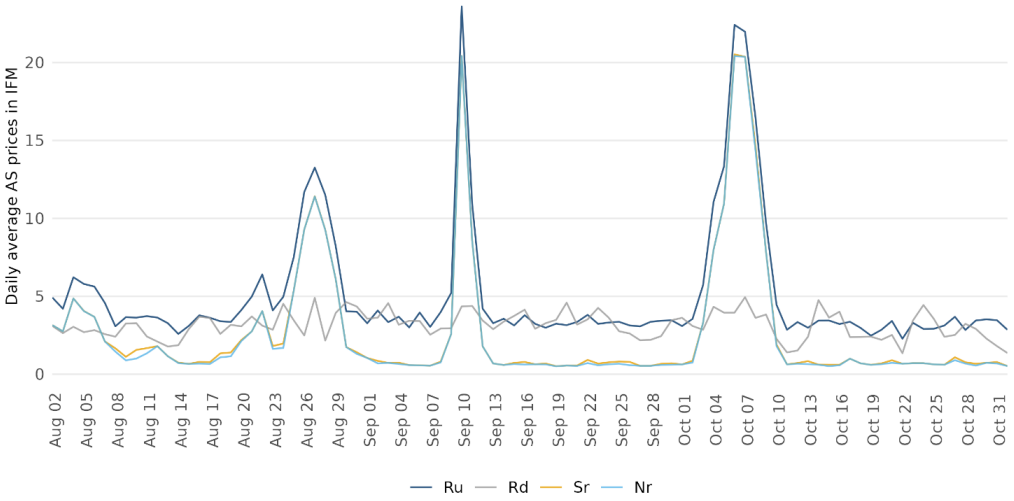

AS prices remained within typical ranges for all four commodities in October, with slightly elevated prices for Oct 5th – 8th, reflecting heatwave conditions.

Average price of imbalance reserve up was lower than average price of spin and non-spin in October

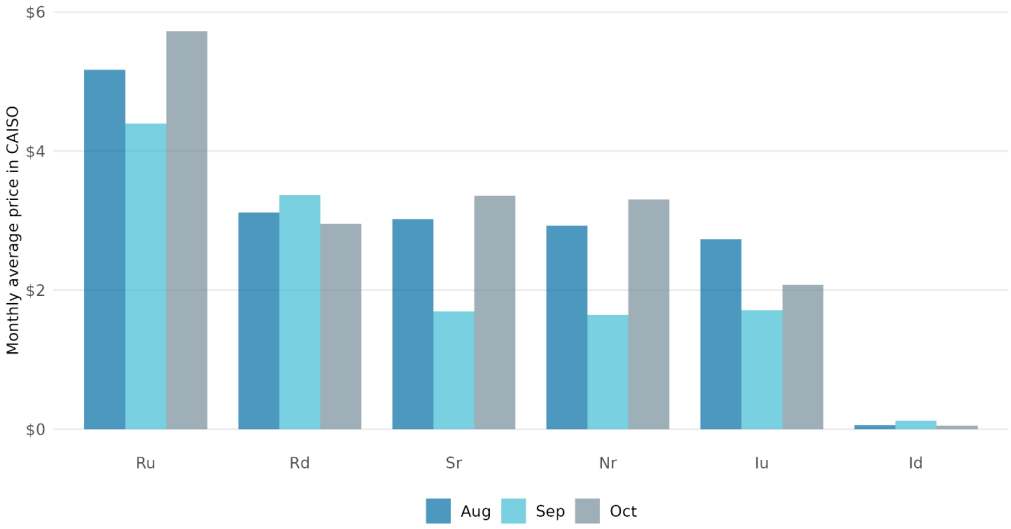

Imbalance reserve requirements reduced in October, while PGE requirements was under 150 MW

Requirement levels vary according to area size and fell in October

IR requirements for PGE

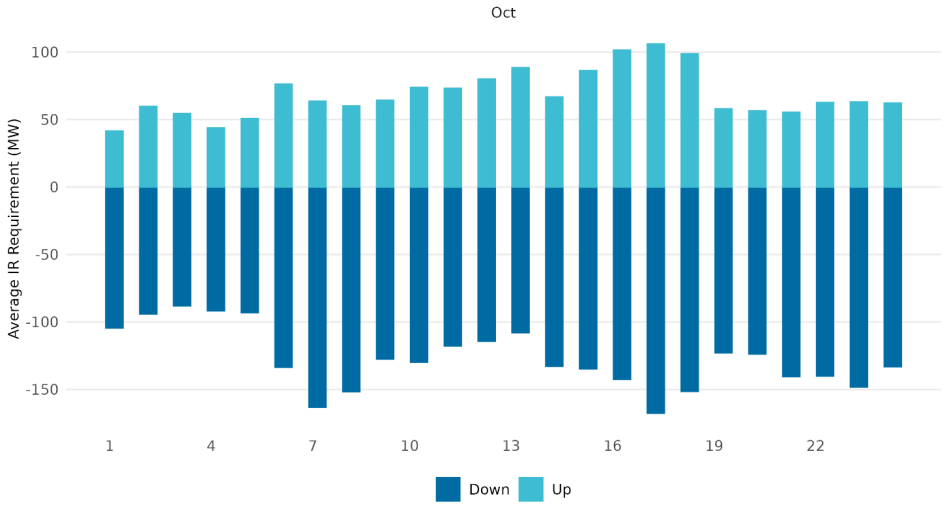

IR requirements for ISO

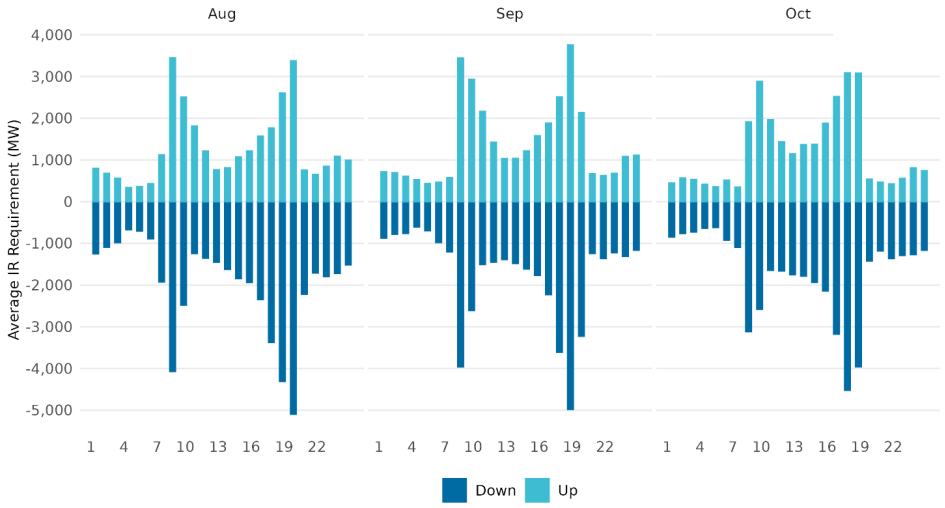

Imbalance reserve down prices increased for PACW and exceeded imbalance reserve up prices on average

IRD prices in PACW spiked at the end of September and early October, reaching $13/MWh on September 30

IRD prices in PACW were highest from hours ending 17 to 18 in October

Daily average IRU

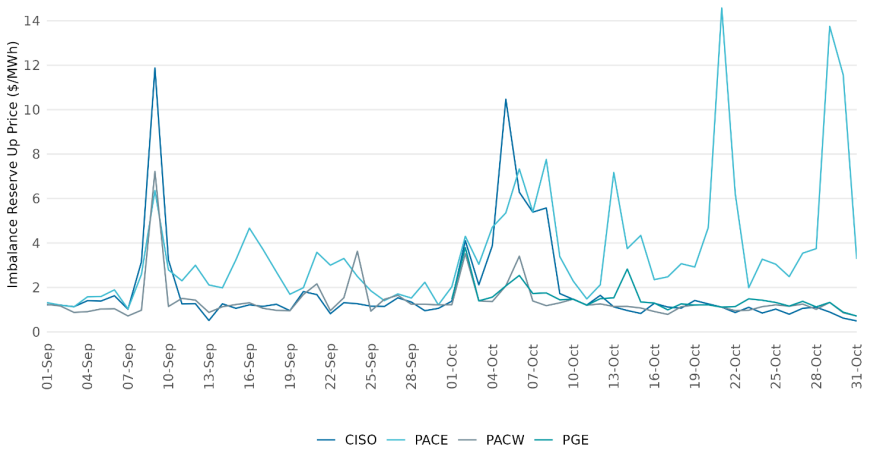

Hourly average IRD prices



Daily average IRD

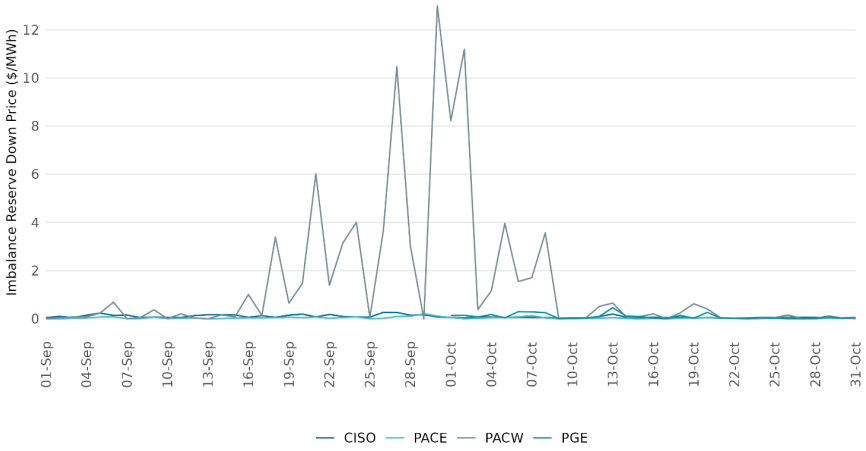

October saw lower IR procurement, with most IRU procured from gas resources in the CAISO area.

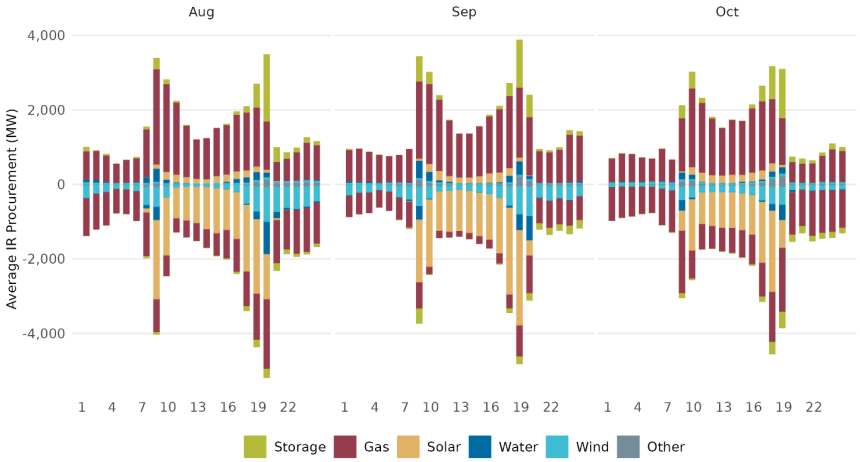

In the ISO area, gas followed by solar was the primary supply supporting imbalance reserves. Storage resource provide minimal capacity in peak hours

In the PACE area, coal complemented with transfers were the main sources of imbalance reserves, while PACW was mainly supported by transfers and hydro

PGE's IR procurement in October was dominated by wind resources on the IRD side. Water and storage resources accounted for most of the IRU procurement

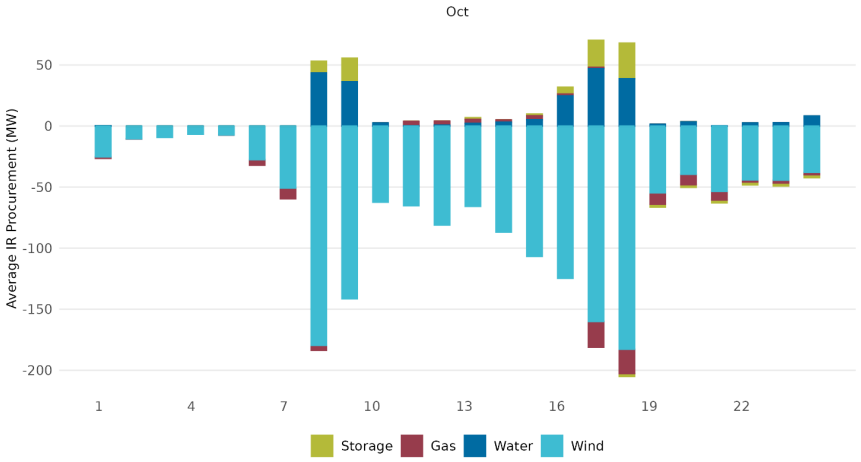

Within gas – aeroderivative gets most of IRU awards in CAISO

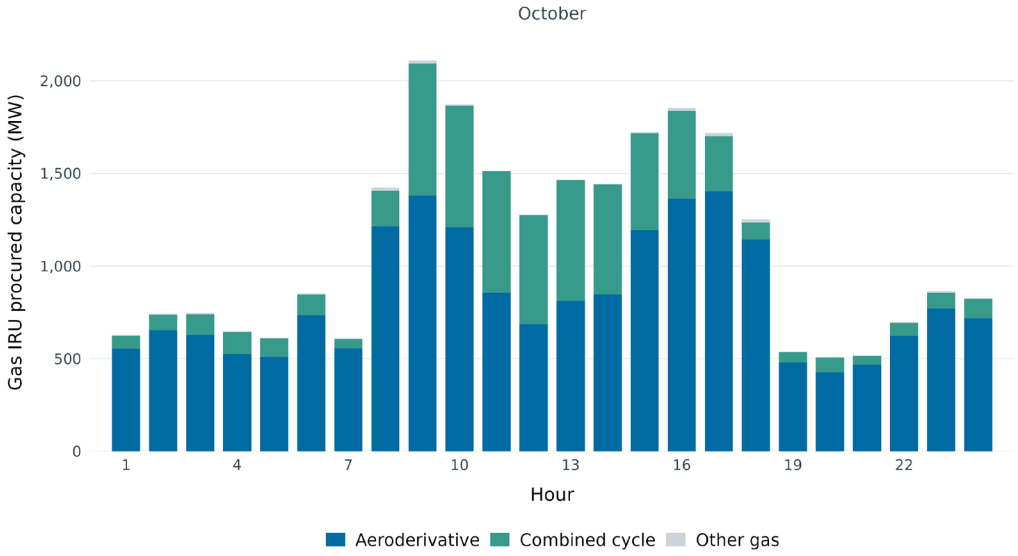

Overall – aeroderivative gas resources received 56% of all CAISO IRU awards in October. A decrease relative to September when the share was 63.6%

In October, aero-derivatives received zero day-ahead energy awards in 97.4%
of their IRU-awarded hours, compared to
14.4% for combined cycle resources

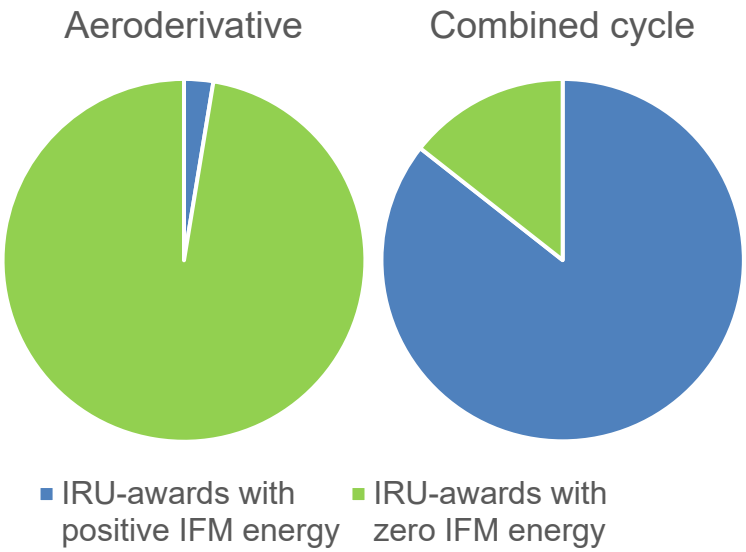

Imbalance reserve real-time utilization

- Utilization depends on real time conditions
  - Realized uncertainty in real time
  - Availability
  - Deliverability
- Measure utilization
  - Regular Gen, Import, Export
  - Resource level FMM to IFM delta energy schedule
  - Compare to the corresponding day-ahead IR / RC awards
- Other system conditions that drive real time schedule
  - Outages, congestion
  - Access to additional supply through WEIM transfer, loss, load bias
  - Prices

Economics was the primary driver of unutilized imbalance reserve up awards

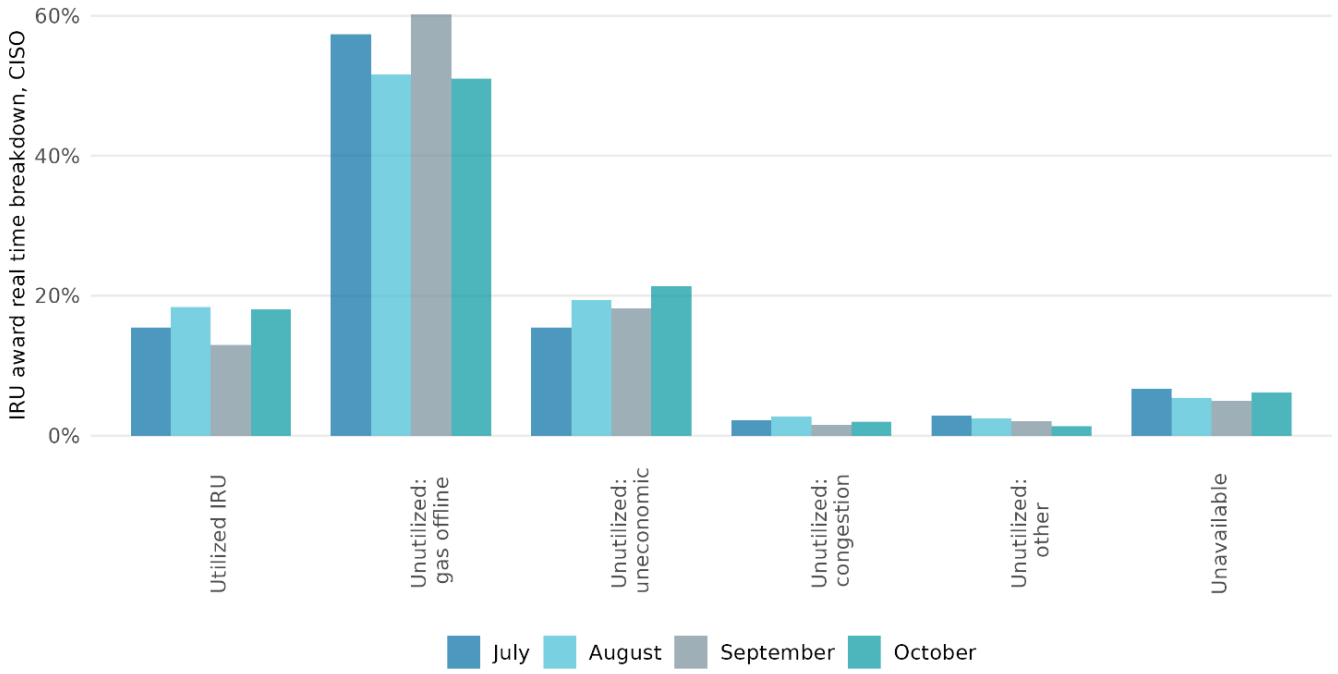

- For CAISO BAA, approximately 51% of October IRU awards were unutilized because gas units received IRU awards but remained offline in real time.

Economics was the primary driver of unutilized imbalance reserve up awards

For PACE, PACW, and PGE, economics for online resources represented the largest share of unutilized capacity, at 36%, 58%, and 60% respectively.

PACE

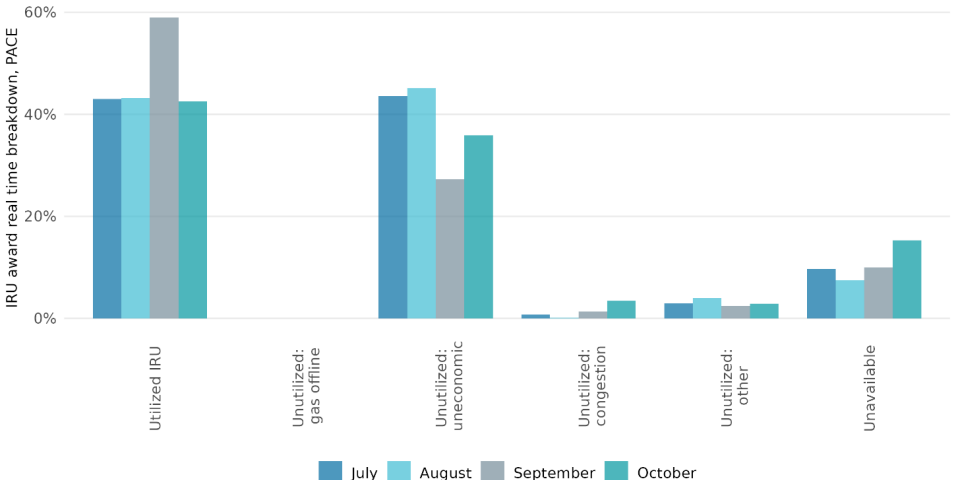

PACW

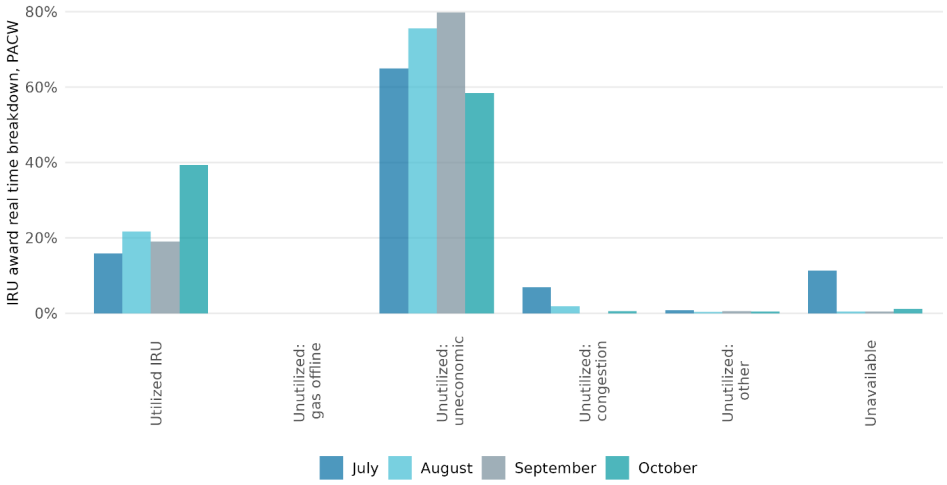

PGE

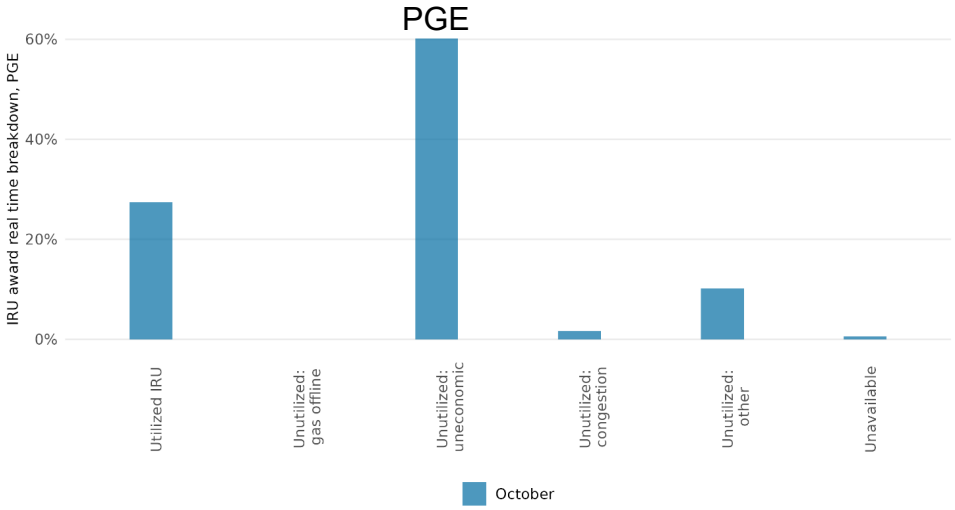

Congestion components for IR prices show mild variation most of the time

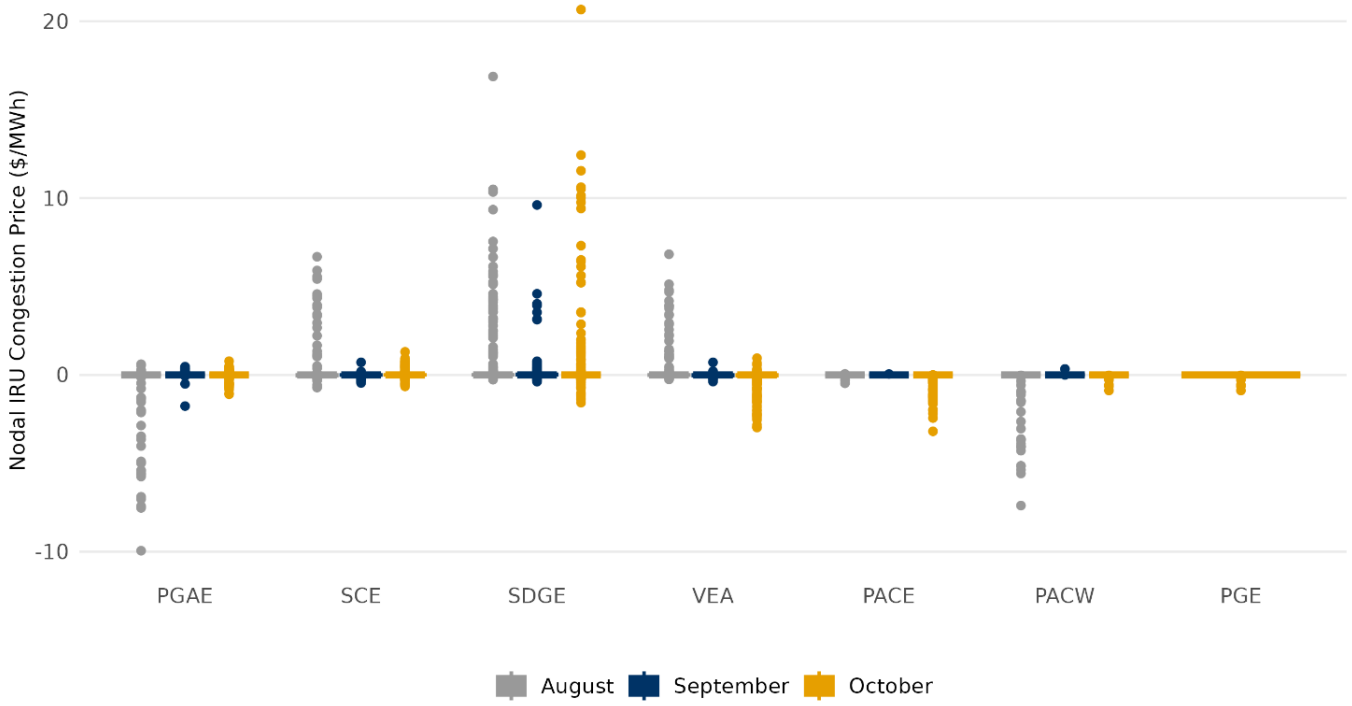

Congestion component of IRU/IRD marginal prices is impacted only by IRU/IRD deployment scenarios

IRU/IRD pricing at the DLAP/ELAP level is not significantly impacted by congestion. Contingencies are not enforced in IR deployment scenarios

This could strand procured IR as contingencies are enforced in RT

Real-time congestion from contingency constraints for IR was not considered in the day-ahead market

October 2026 Average Congestion Costs by Constraint		Contingency	PACE			PACW			PGE			PGAE			SCE		
BAA	Constraint Name		Base	IRU	FMM	Base	IRU	FMM	Base	IRU	FMM	Base	IRU	FMM	Base	IRU	FMM
CISO	7760_DEV_RDB_ALIS	N	(0.54)	(0.01)	(0.93)							0.02		1.08	0.29	0.00	2.23
CISO	8610_SylmarBNK_N-S_Import_NG	N	(0.44)	(0.08)	(0.23)			0.26			0.25	0.10	0.02	0.47	0.23	0.04	0.57
CISO	30056_GATES2 _500_30060_MIDWAY _500_BR_2 _1	Y			(0.11)			0.56			0.56			0.55			(0.79)
CISO	30060_MIDWAY _500_24156_VINCENT _500_BR_2 _3	Y	0.08		0.05	(0.25)		(0.22)	(0.25)		(0.22)	(0.35)		(0.30)	0.27		0.23
CISO	24091_MESA CAL_230_24076_LAGUBELL_230_BR_2_1	Y	(0.03)			(0.05)		(0.27)	(0.05)		(0.27)	(0.05)		(0.32)	0.06		0.57
CISO	7820_TL23040_IV_SPS_NG	N	(0.58)	(0.06)	(0.00)	(0.00)			(0.01)			(0.26)	(0.02)	0.01	(0.01)	(0.00)	0.04
CISO	7430_CP6_NG	N										0.17	0.02	0.22	(0.21)	(0.02)	(0.34)
CISO	38615_DS AMIGO_230_30790_PANOCHE _230_BR_1 _1	Y										(0.00)		(0.24)	(0.30)		(0.37)
CISO	30750_MOSSLD _230_30797_LASAGUIL_230_BR_1 _1	Y										0.33		0.15	(0.28)		(0.17)
CISO	30040_TESLA _500_30050_LOSBANOS_500_BR_1 _1	Y			(0.02)			0.18			0.18			0.09			(0.22)
CISO	30055_GATES1 _500_30060_MIDWAY _500_BR_1 _1	Y	(0.01)		(0.02)	0.08		0.06	0.08		0.06	0.11		0.07	(0.11)		(0.07)
CISO	7820_TL 230S_OVERLOAD_NG	N	(0.09)	(0.00)	(0.22)	(0.04)	(0.00)		(0.04)	(0.00)		(0.05)	(0.00)	0.02	(0.02)	(0.00)	0.11
CISO	30790_PANOCHE _230_30900_GATES _230_BR_1 _1	Y				0.01		0.04	0.01		0.04	0.12		0.11	(0.11)		(0.11)
CISO	34418_KINGSBRG_115_34428_CONTADNA_115_BR_1 _1	Y										0.11		0.21	(0.06)		(0.09)
CISO	35618_SN JSE A_115_35616_SNJOSEB _115_BR_1 _1	Y										0.18		0.06	(0.17)		(0.03)

Contingencies are not enforced for IR deployment scenarios, and this can result in additional congestion observed in FMM that prevent IR to be delivered

Congestion differences between EDAM and WEIM does not significantly impact IRU deliverability – CAISO BAA

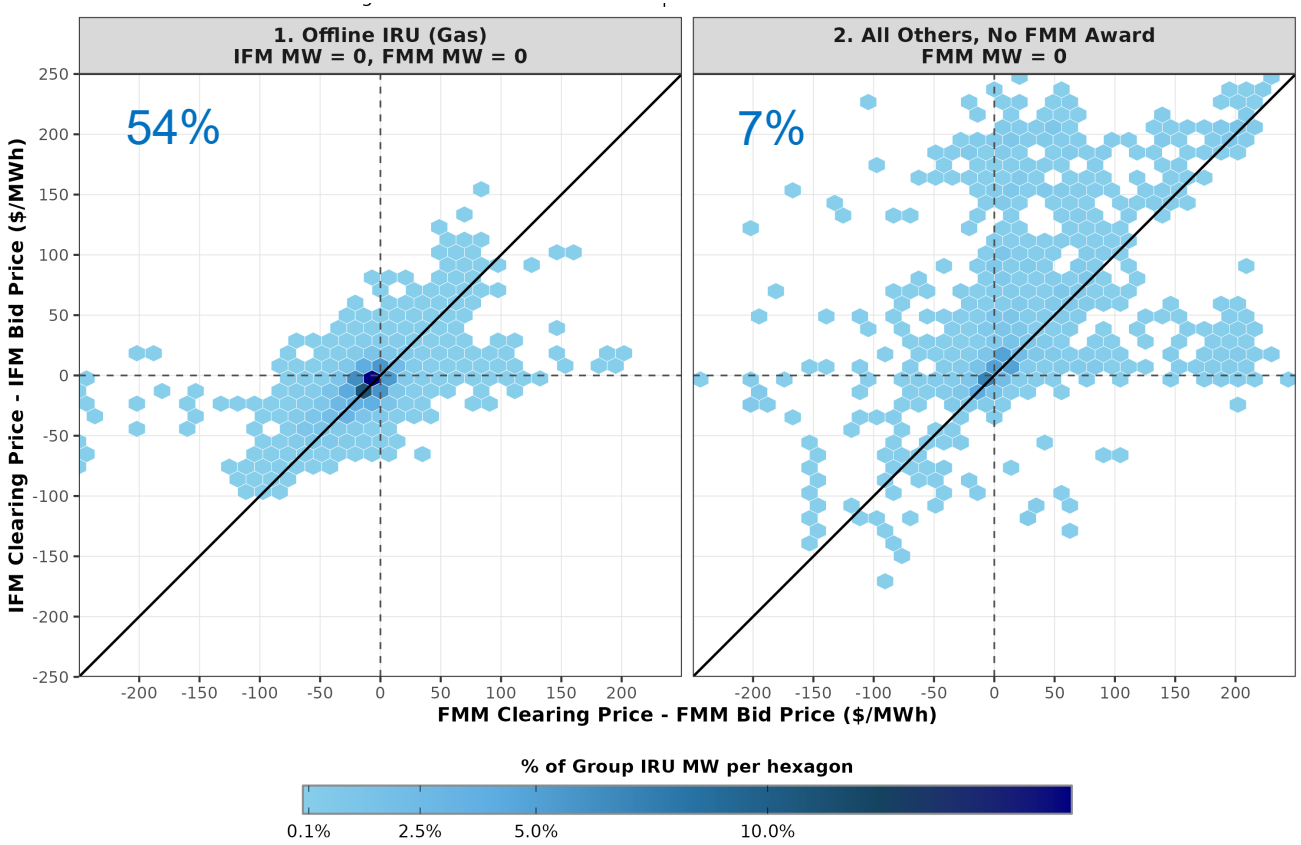

*Plot assumptions

- Bid prices use No load cost/Pmin as a proxy for offline resources
- SOC, multi-interval optimization, outages, ramp-rate restrictions, startup and transition costs are not represented
- $250 limit on the price spread

- 54% (64% Sep) of IRU procured from GAS is not utilized in real-time (too expensive to commit)
- 7% (6% Sep) of other IRU awards are not dispatched in FMM due to other constraints

Congestion differences between EDAM and WEIM does not significantly impact IRU deliverability – CAISO BAA

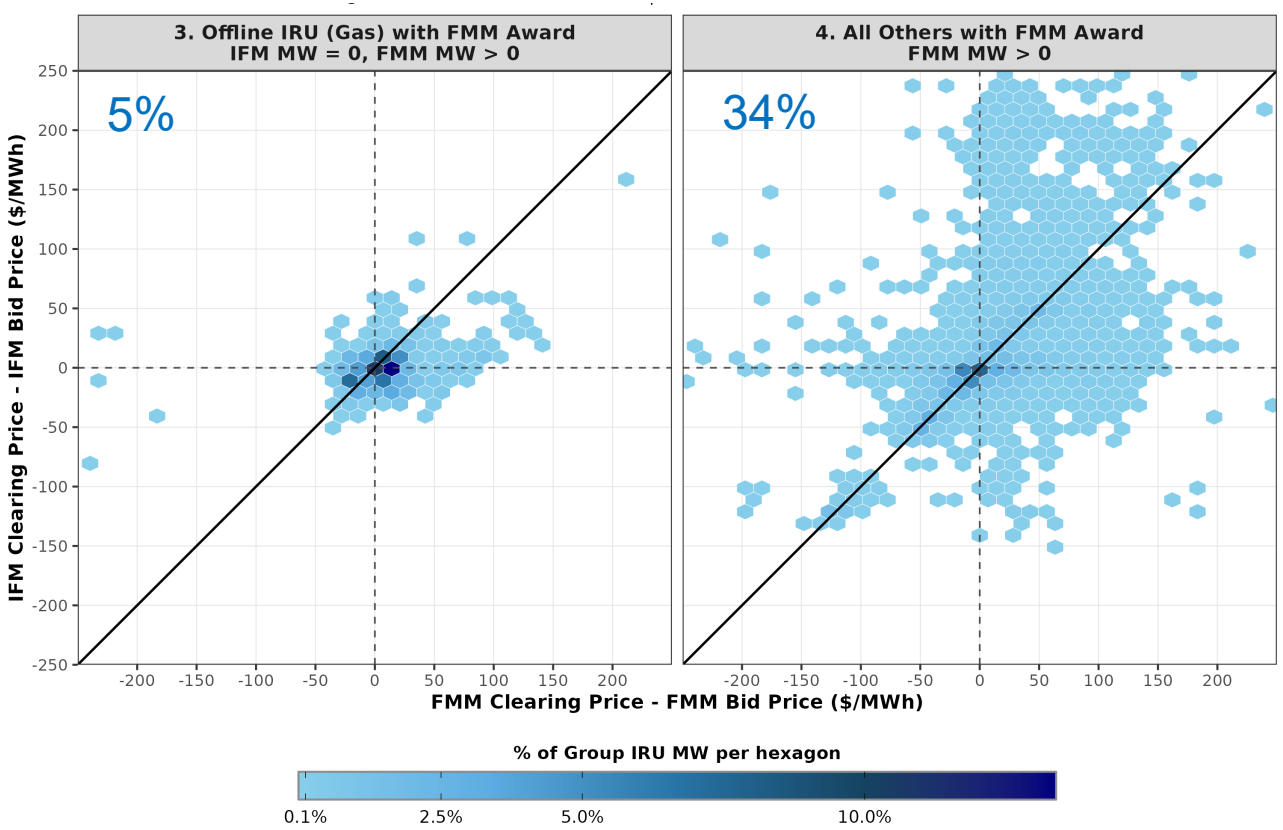

*Plot assumptions

- Bid prices use No load cost/Pmin as a proxy for offline resources
- SOC, multi-interval optimization, outages, ramp-rate restrictions, startup and transition costs are not represented
- $250 limit on the price spread

- Remaining 39% (30% Sep) of IRU awards are deliverable in FMM with little impact from congestion preventing deliverability

The level of reliability capacity procured varies largely by area given their corresponding size

Reliability capacity is procured for the difference between the area's load forecast and physical supply cleared in the IFM

Underbidding of demand in IFM market leads to higher upward capacity procurement

ISO

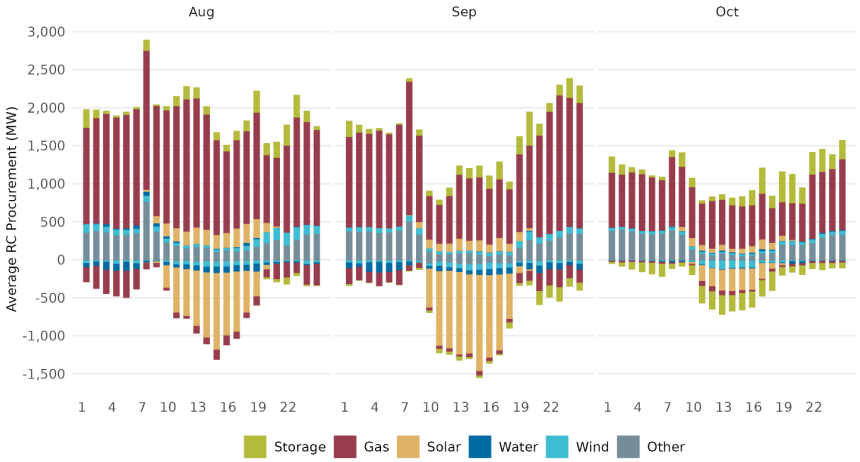

PGE

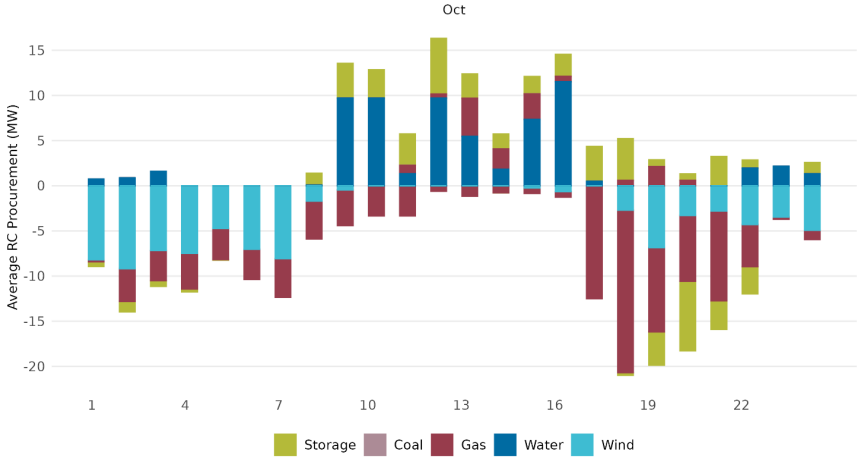

- CAISO had less RCU/RCD procurement in October compared with September
- PACE had more RCU but less RCD
- PACW had more RCU but less RCD procurement
- PGE main RCD was from Gas, and RCU was by Water

Reliability capacity prices increased in October reflecting higher RCU needs, with CAISO averaging $5/MWh

- Average RCU price for PGE was $1.4/MWh
- RCU price on October 7 for CAISO averaged $44.5/MWh, and on October 4 for PGE averaged $21.6/MWh
- Hourly average RCU prices were highest in the evening from hours ending 17 to 20, with CAISO averaging $43.8/MWh in HE19
- Price separation reflects regional economic diversity, available supply mix and transfers

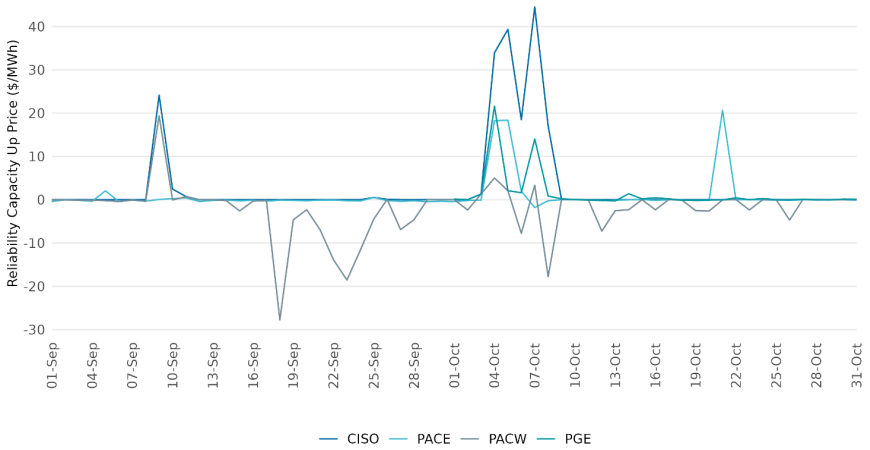

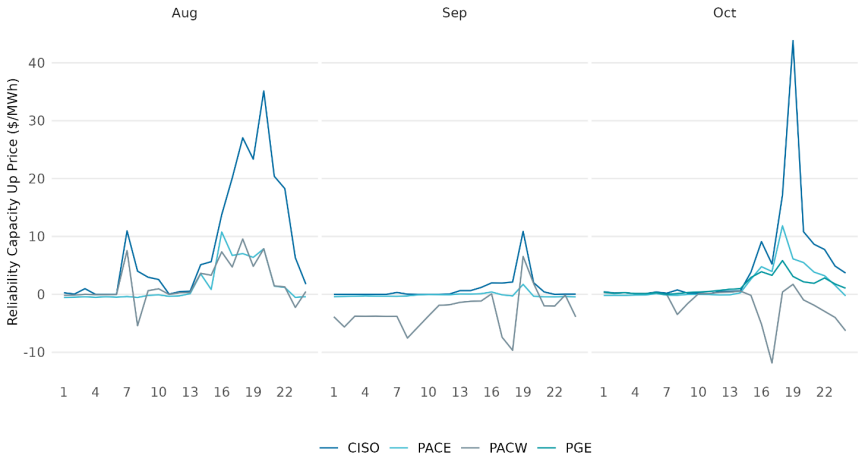

Procurement of imbalance reserves has lowered both the frequency and magnitude of ISO manual adjustments

Slightly increase from 16.1 percent in 2025 to 16.6 percent in 2026

The day-ahead market procures most uncertainty needs through imbalance reserves

Manual adjustments are still likely when ISO area loads exceed 42,000MW

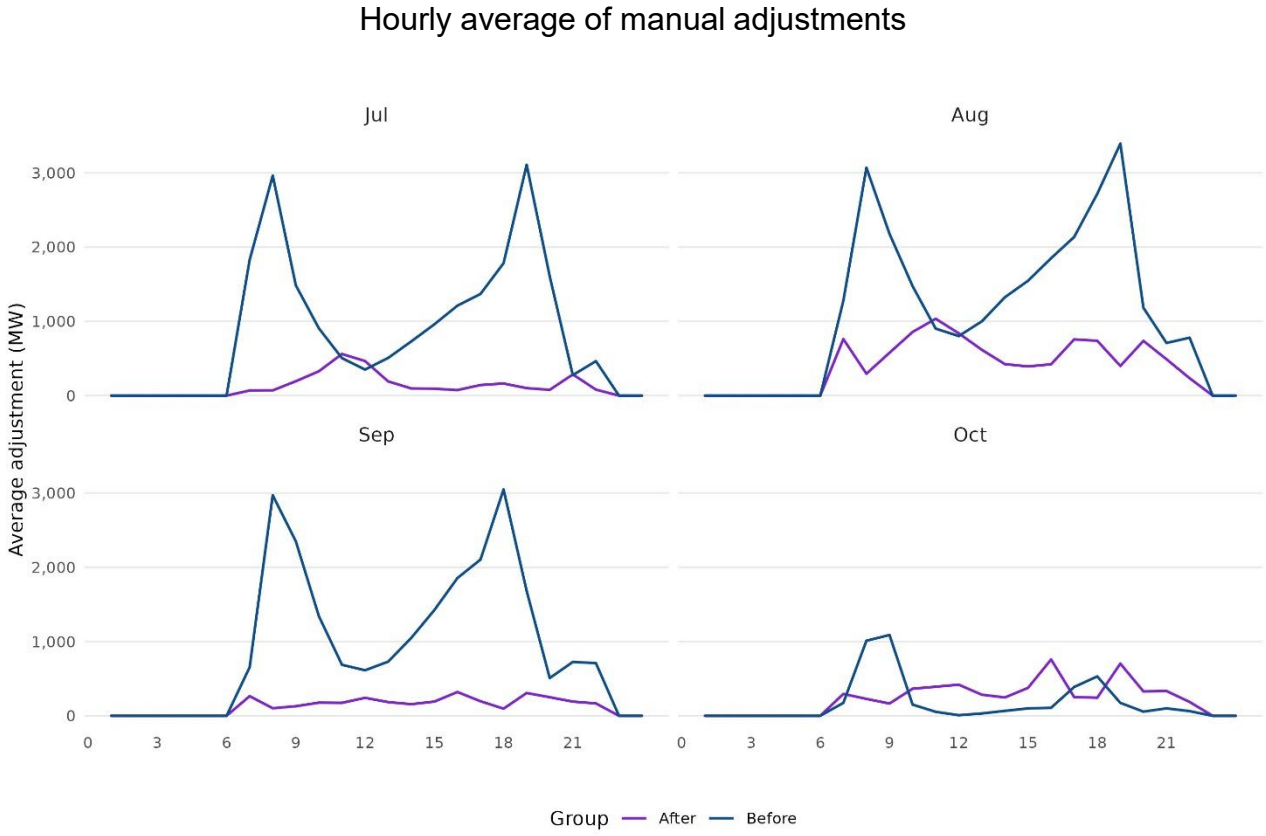

The CAISO has laid out the conditions under which it will use the RUC load adjustments in the EDAM BPM based on the load forecast, cleared imbalance reserves, and other operational concerns

With the implementation of EDAM, RUC adjustments complement IR procurement in high-load days

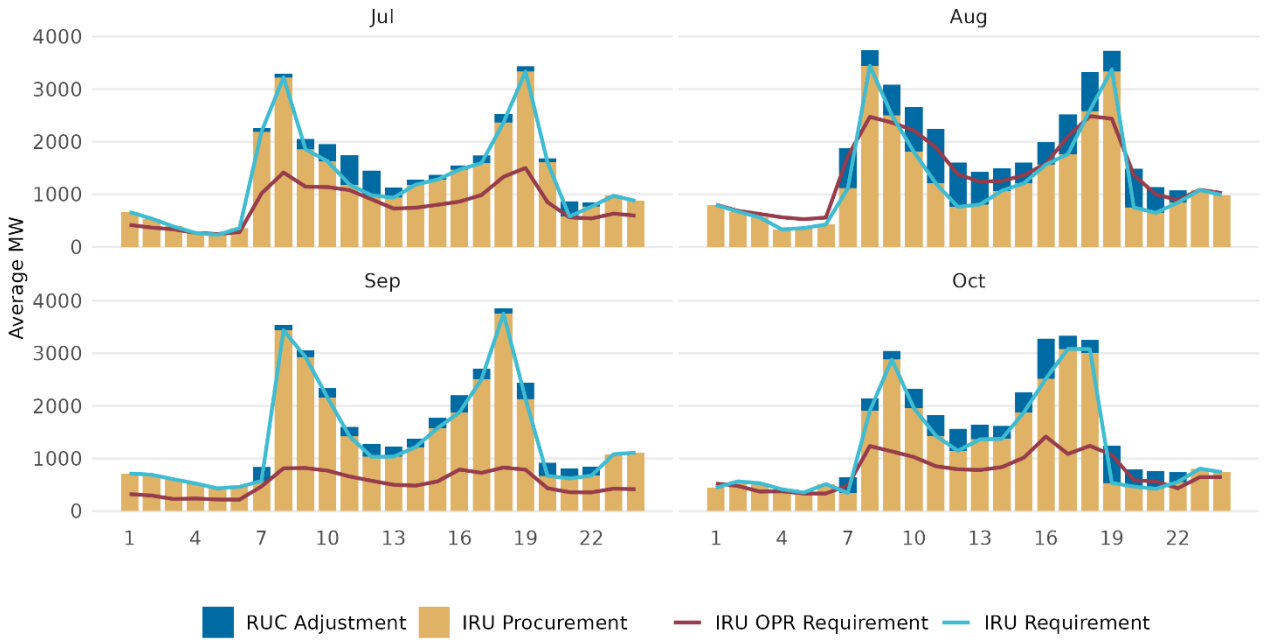

RUC adjustment, along with IRU procurement, meet the high IRU operation requirement during peak load days.

Daily average greenhouse gas allocation reached a maximum of 194 MW on October 6

- Average GHG price in October was $6.7/MWh, lower than September/s $9.3/MWh

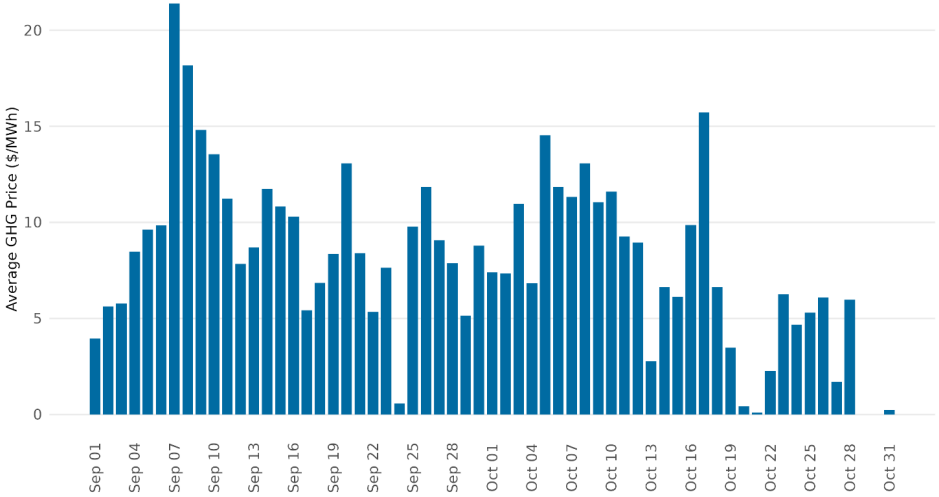

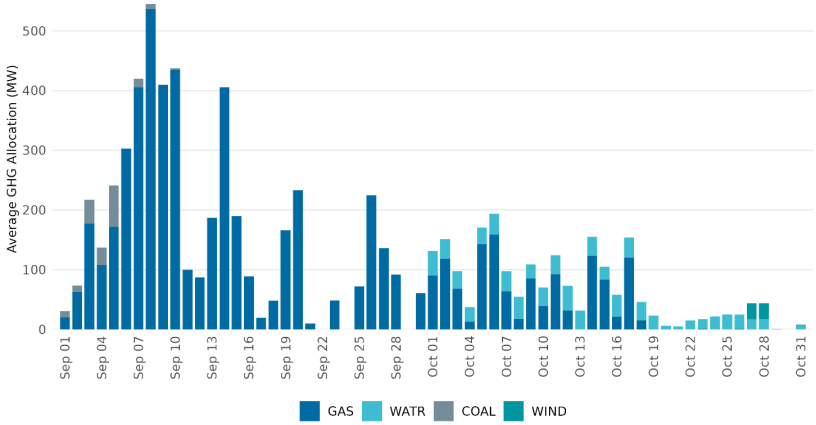

- Average GHG allocation in October was 82 MW, lower than 166.1 MW observed in September

Transfer capability available among areas is enabling the economics of the larger market footprint

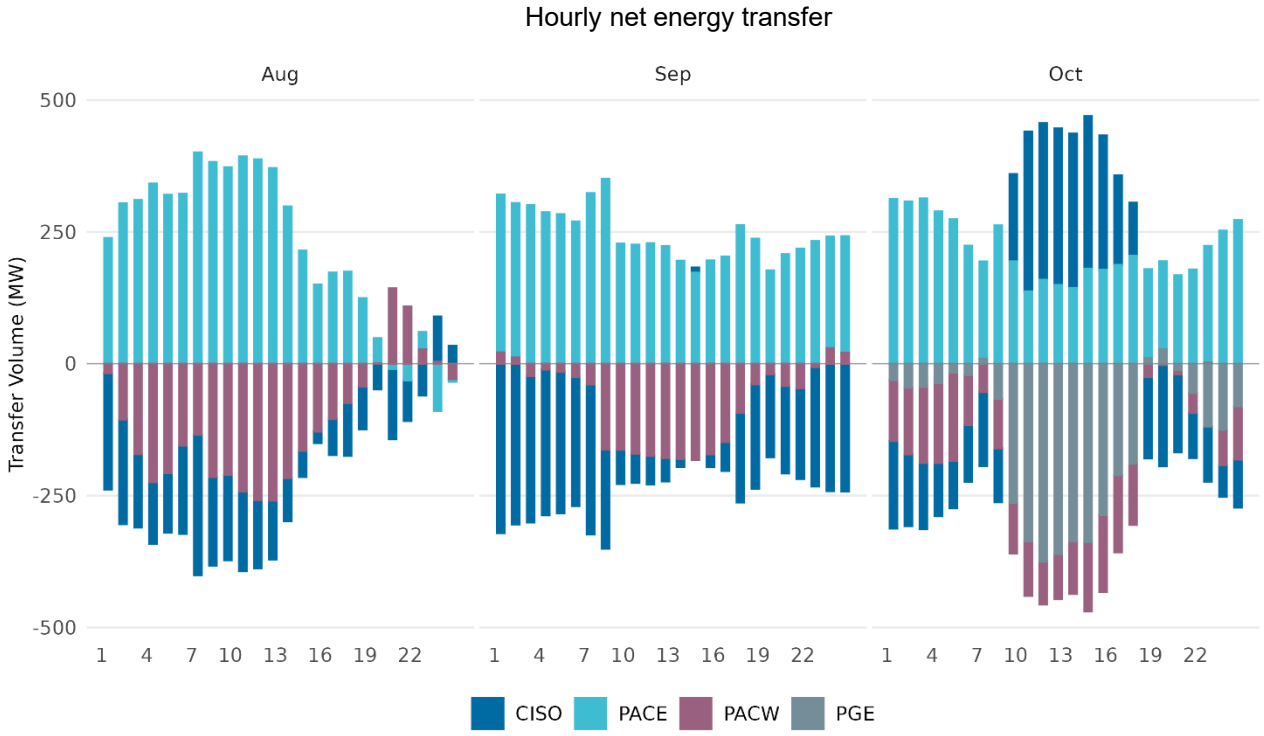

The ISO switched to energy exporter (+) during solar hours in October

The PACE remained net exporter (+) in October

The PACW and PGE remained net importers in October

The EDAM is also finding economic transfers for imbalance reserves for both directions

CAISO remained an IRU net exporter

PACE and PGE remained an IRU net importer

PACW imported IRU during most hours but exported on peak hours

Hourly net IRU transfer

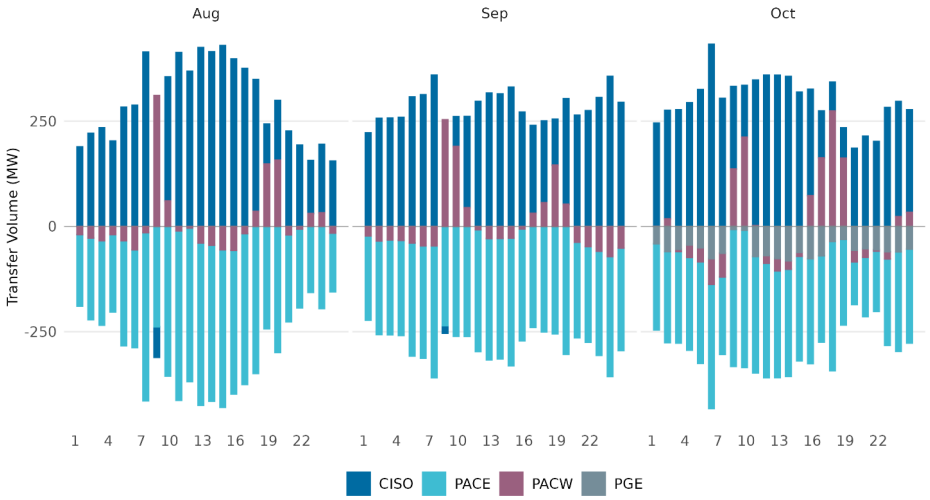

Hourly net IRD transfer

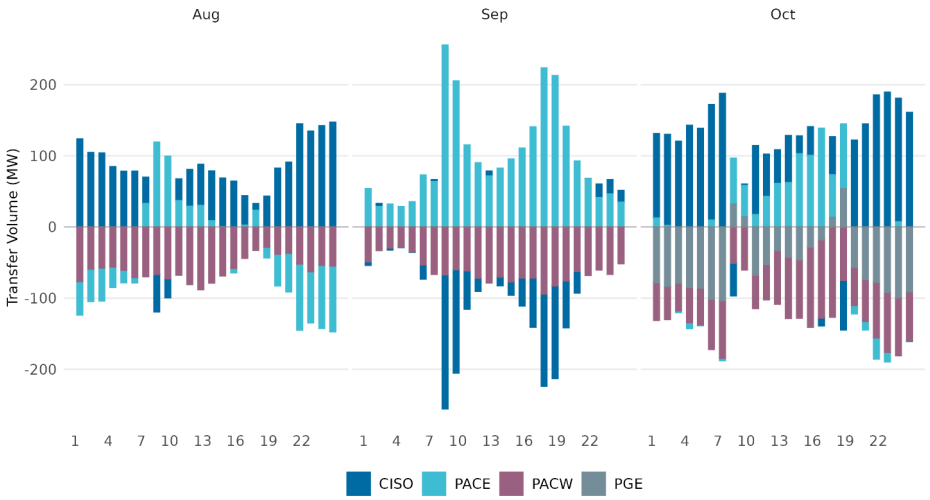

The direction of IRD transfers reversed in October

CAISO switched to net IRD exporter

PACE switched to net IRD importer

PACW and PGE remained net IRD importer

The EDAM also realized economic transfers for reliability capacity

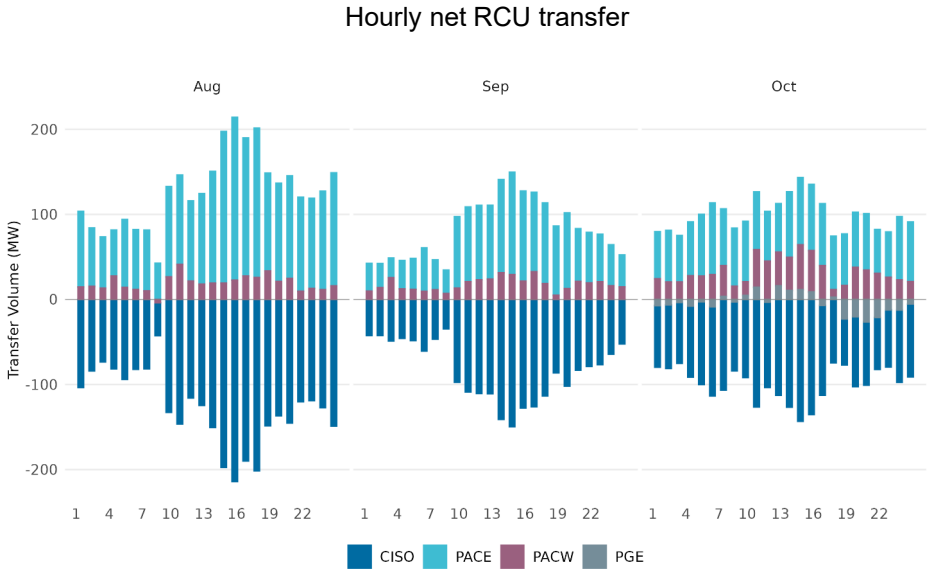

The ISO remained RCU net importer

PACE and PACW were net exporters

PGE exported RCU during daylight hours and imported RCU during nighttime hours.

October observed higher RCD transfers volumes
CAISO increased RCD import from other three BAAs in October

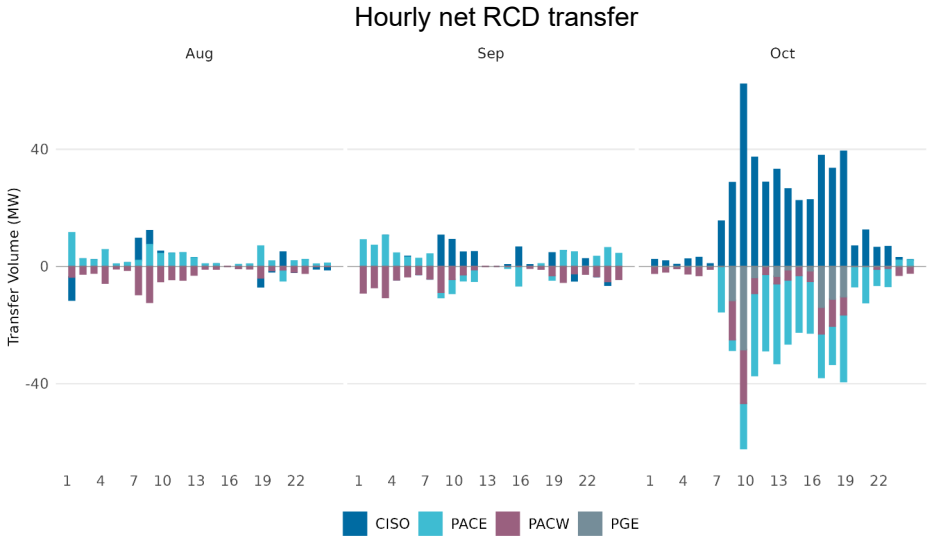

Market costs were high for this time of year due to high demand days in the first week of October

- Total costs at just over $1.5 billion, 64% higher than October 2025
- Highest costs attributed to peak-load days at the start of the month

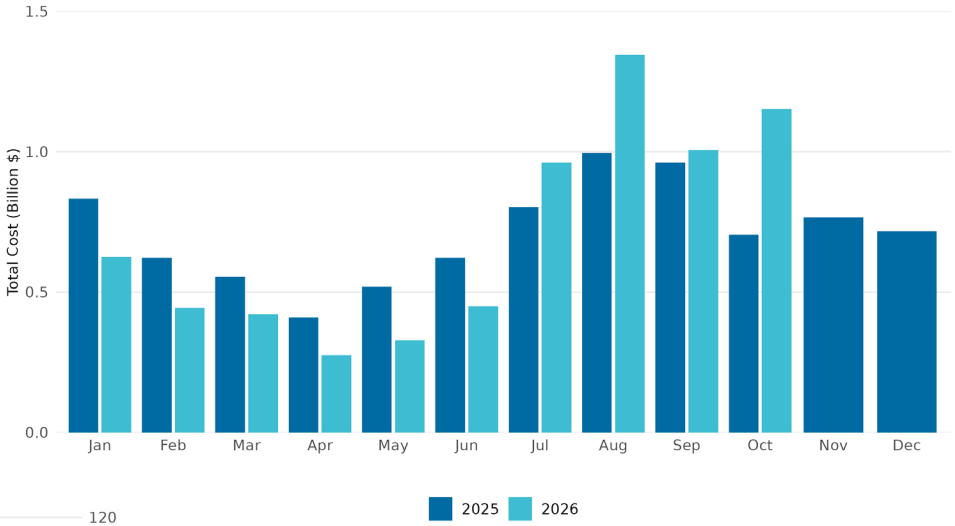

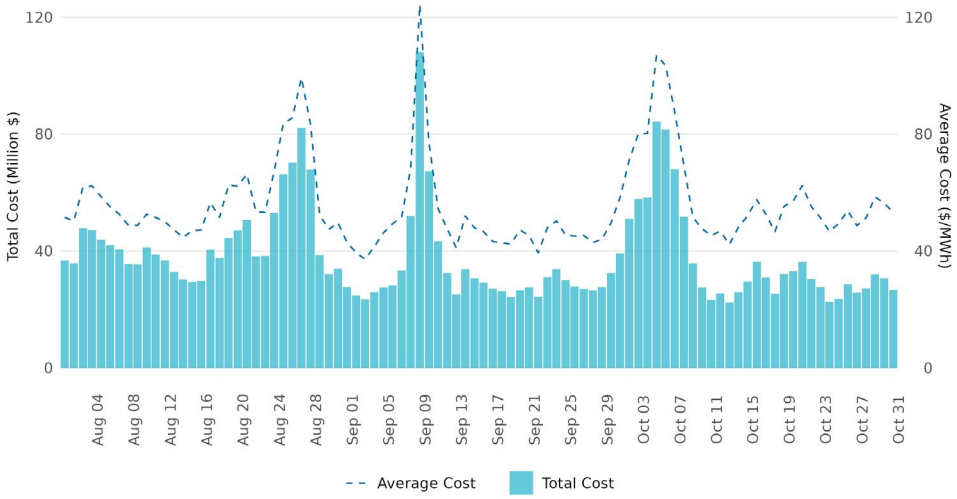

This metric includes cost for energy and AS from both day-ahead and real time markets, bid cost recovery, offsets and now the cost of imbalance reserves and reliability capacity

October IFM BCR was under $1M, the lowest since EDAM launch; RTM BCR was $10.2M

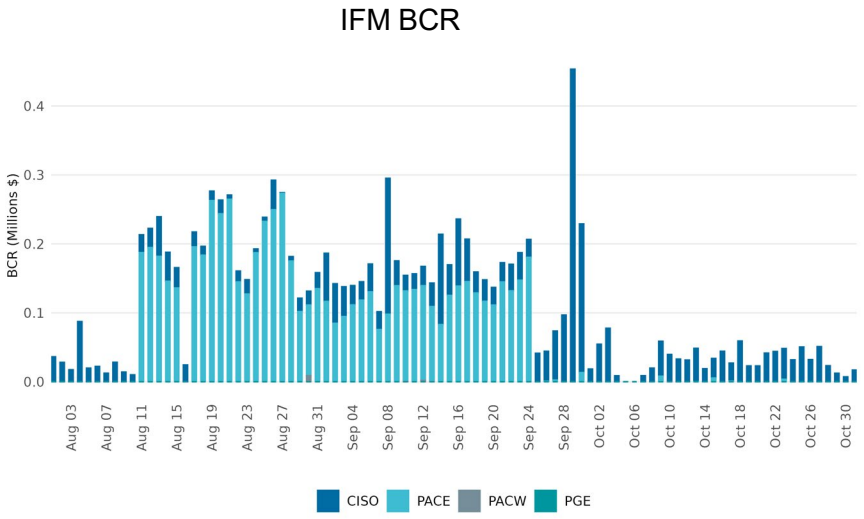

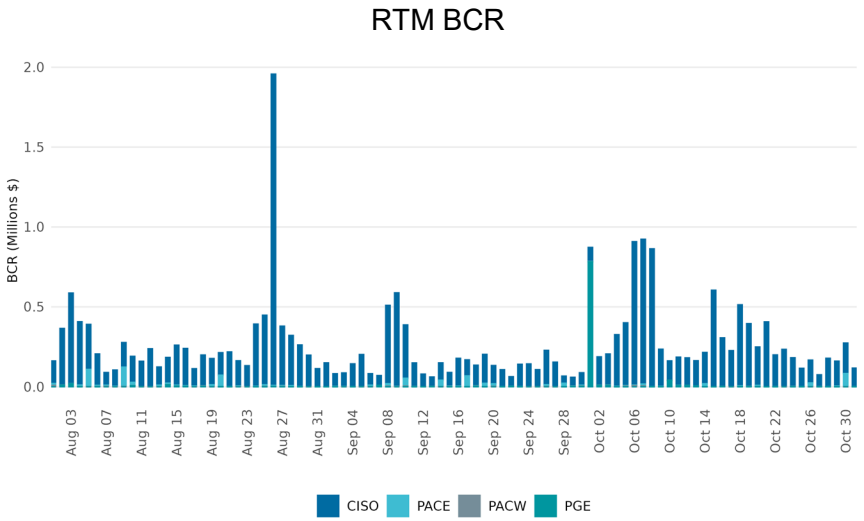

AREA	IFM						RTM					
	May	Jun	Jul	Aug	Sep	Oct	May	Jun	Jul	Aug	Sep	Oct
CISO	3.68	2.23	1.27	0.72	2.11	0.97	8.59	3.87	8.76	8.73	4.48	9.16
PACE	0.36	0.08	0.22	3.73	2.95	0.02	1.49	0.10	1.03	0.45	0.27	0.17
PACW	0.11	0.005	0	0.009	0.002	0.0001	0.25	0.025	0.06	0.028	0.027	0.026
PGE	0	0	0	0	0	0	0.10	0.06	0.05	0.06	0.02	0.87

Across all EDAM areas, IR costs were $3 million in October in comparison to the monthly average of $3.7 million

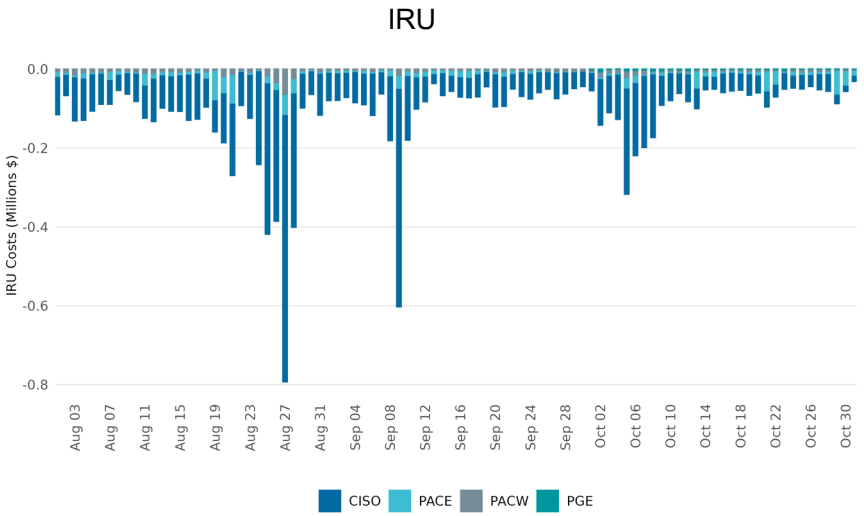

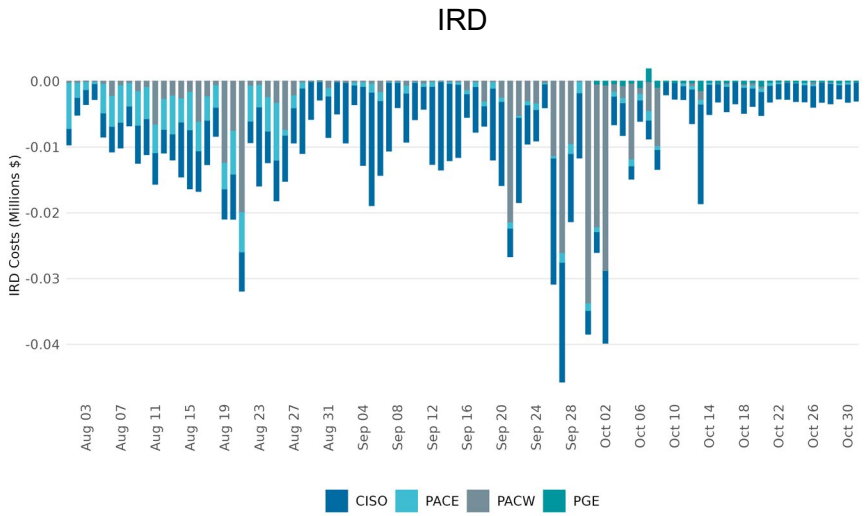

	IRU Total Costs ($million)						IRD Total Costs ($million)					
BAA	May	June	July	Aug	Sep	Oct	May	June	July	Aug	Sep	Oct
CAISO	-2.07	-1.79	-2.30	-4.37	-2.52	-2.17	-1.23	-0.36	-0.28	-0.16	-0.27	-0.12
PACE	-0.22	-0.48	-0.34	-0.51	-0.24	-0.40	-0.16	-0.12	-0.20	-0.12	-0.02	-0.01
PACW	-0.36	-0.10	-0.16	-0.32	-0.12	-0.18	-0.21	-0.06	-0.03	-0.09	-0.12	-0.08
PGE	0.00	0.00	0.00	0.00	0.00	-0.04	0.00	0.00	0.00	0.00	0.00	-0.01

Note: Negative values represent costs. Charts show Aug–Oct; table shows May–Oct.

Across all EDAM areas, RC costs were $4.5 million in October in comparison to the monthly average of $6.97 million

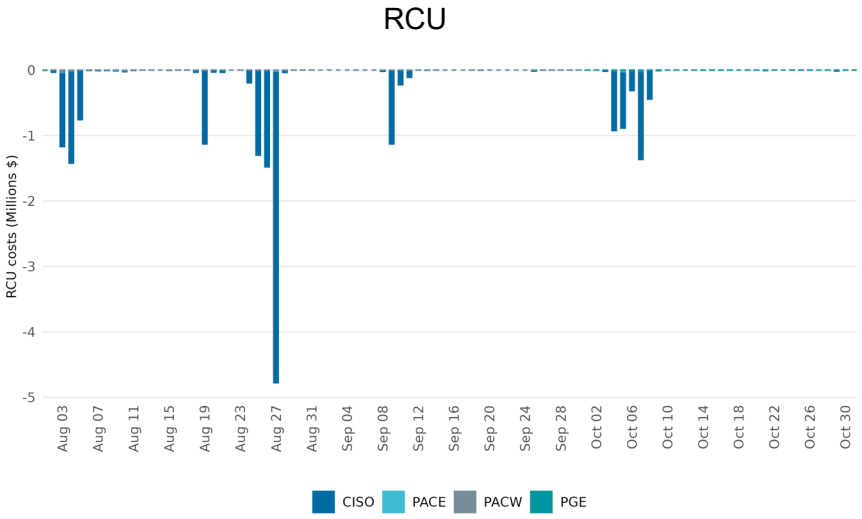

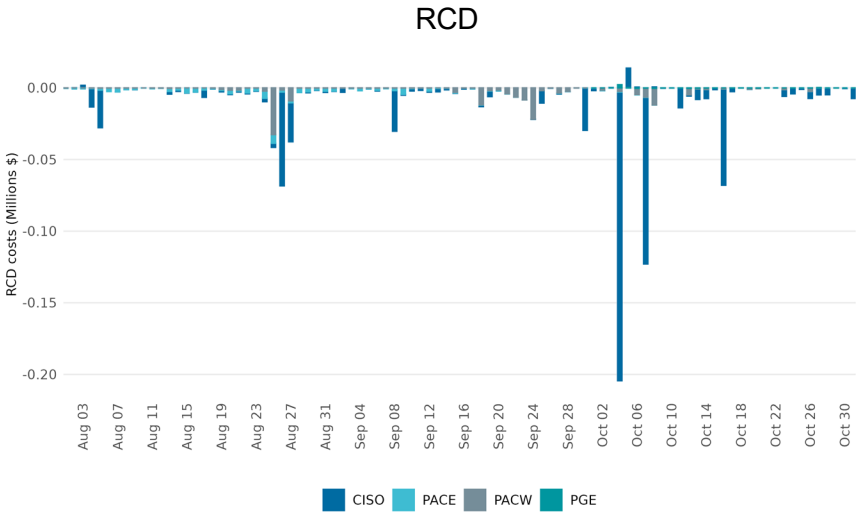

	RCU Total Costs ($million)						RCD Total Costs ($million)					
BAA	May	June	July	Aug	Sep	Oct	May	June	July	Aug	Sep	Oct
CAISO	-9.06	-2.58	-6.79	-12.4	-1.51	-3.92	-0.84	-2.82	-0.06	-0.15	-0.09	-0.44
PACE	-0.32	-0.03	-0.03	-0.03	0.00	-0.03	0.00	-0.01	-0.05	-0.06	-0.02	0.00
PACW	-0.22	-0.01	-0.01	-0.04	0.00	-0.01	-0.02	-0.05	-0.07	-0.05	-0.07	-0.04
PGE	0.00	0.00	0.00	0.00	0.00	-0.03	0.00	0.00	0.00	0.00	0.00	0.00

GHG settlement in October was $980K million, down from September's $2.37 million, a 59 percent decrease

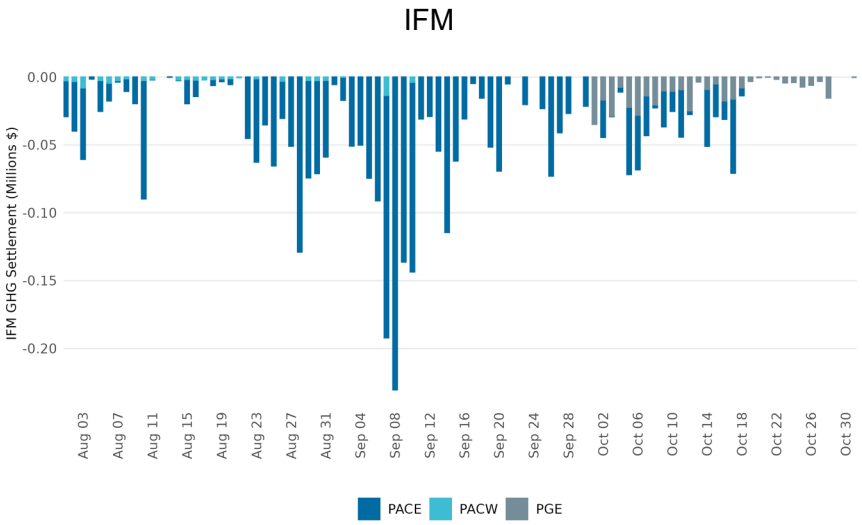

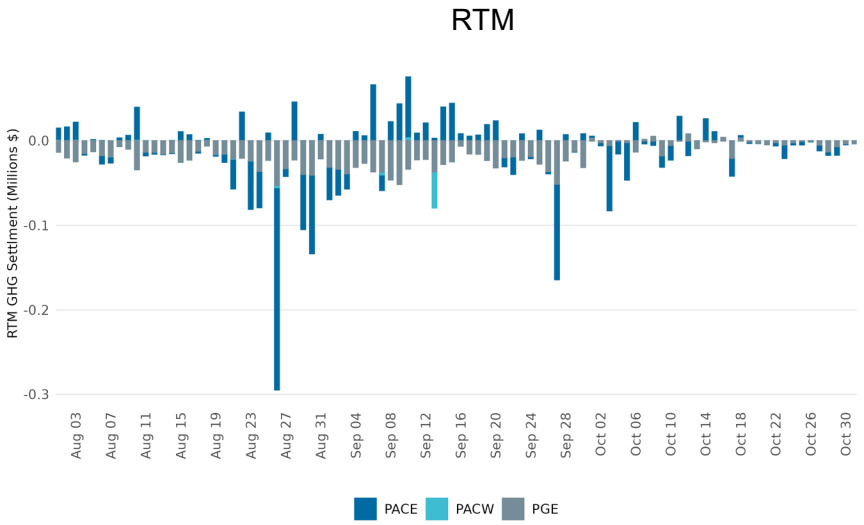

	IFM GHG Costs ($ million)						RTM GHG Costs ($ million)					
BAA	May	June	July	Aug	Sep	Oct	May	June	July	Aug	Sep	Oct
PACE	-0.28	-0.20	-0.86	-0.92	-1.65	-0.37	-0.18	-0.18	0.12	-0.37	0.18	-0.18
PACW	-0.01	-0.03	-0.10	-0.05	-0.02	0.00	0.00	0.00	0.01	0.00	-0.04	0.00
PGE	0.00	0.00	0.00	0.00	0.00	-0.33	-0.10	-0.22	-0.39	-0.65	-0.85	-0.10

Negative values indicate a payment to the Scheduling Coordinator and positive values, which will only occur in RTM, indicate a buyback amount

October congestion in PGE aligns closely with PACW

	Average MCC ($/MWh)					
DLAP/ELAP	May	June	July	Aug	Sep	Oct
PGE						(0.30)
PACE	(0.80)	(0.75)	(0.19)	(0.22)	(0.65)	(2.33)
PACW	0.48	(0.87)	(0.93)	(1.96)	0.72	(0.28)
PGAE	4.04	2.29	(1.10)	(2.40)	1.65	0.56
SCE	(3.68)	(1.76)	0.56	1.35	(1.60)	(0.83)

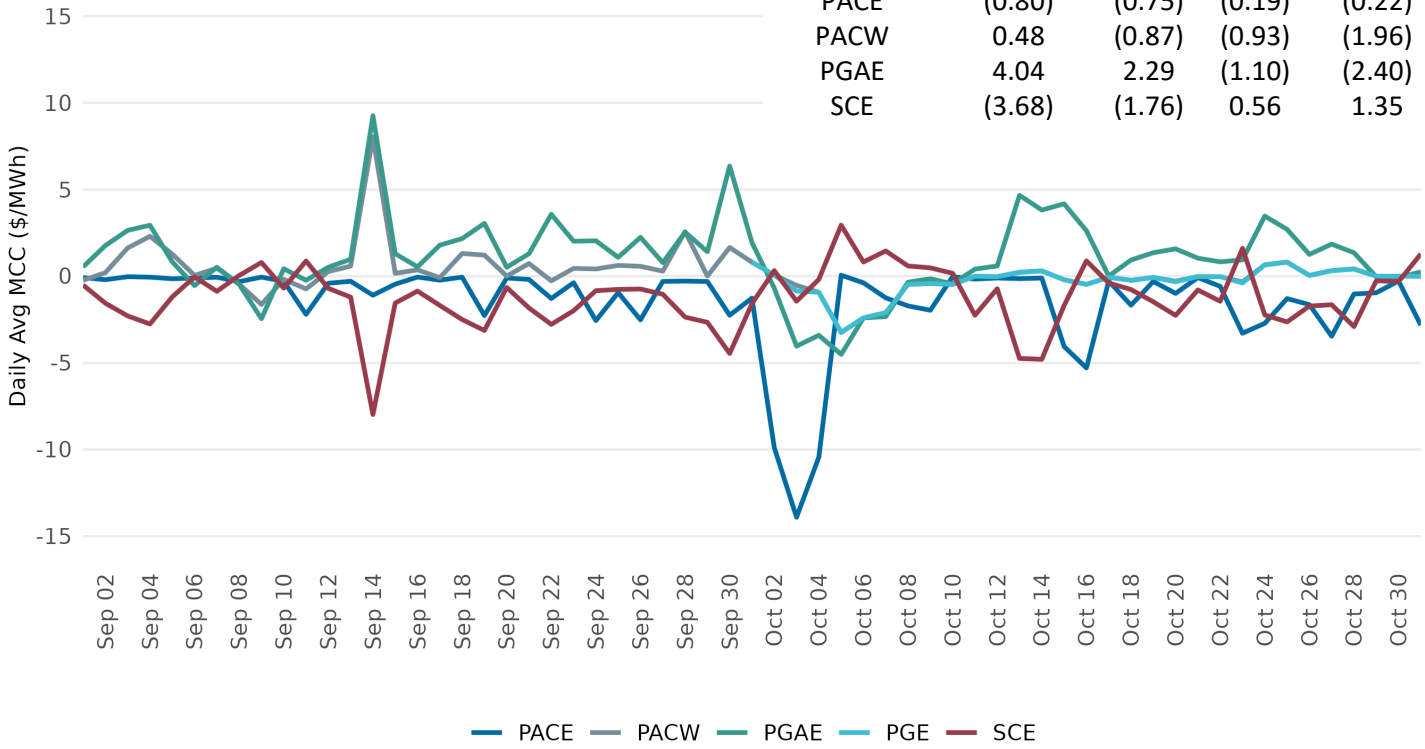

- Several high demand days in October led to constrained conditions in Southern CA areas leading to shifts in congestion prices across the different areas

CAISO Public

Average congestion impacts across EDAM areas in October are limited to CISO area constraints

LAP Congestion Price Impact ($/MWh)													
	Aug				Sep				Oct				
Origin of Congestion	PACE	PACW	PGAE	SCE	PACE	PACW	PGAE	SCE	PACE	PACW	PGE	PGAE	SCE
CISO	**-0.22**	**-1.96**	**-2.40**	**1.35**	**-0.65**	**0.72**	**1.65**	**-1.60**	**-2.33**	**-0.28**	**-0.30**	**0.56**	**-0.83**
Base	-0.21	-1.73	-2.11	1.16	-0.64	0.72	1.52	-1.52	-2.16	-0.27	-0.28	0.55	-0.85
IRD	0.000	0.000	0.01	0.00	-0.007	-0.004	0.08	-0.04	-0.004	-0.001	-0.001	0.01	0.02
IRU	-0.007	-0.23	-0.31	0.19	0.000	0.00	0.05	-0.04	-0.158	-0.010	-0.01	0.004	0.002

**Calculated by sum of mcc impact / total number of intervals for the month*

- In October, CISO constraints, on average, impacted PACE ELAP prices by -$2.33, PACW ELAP prices by -$0.28, and PGE ELAP prices by -$0.30
- Congestion arose largely from energy product while IR congestion was minimal
- There was no PAC/PGE area congestion for flow-based constraints

Total EDAM congestion revenues in October were $81.3M due to CISO area constraints

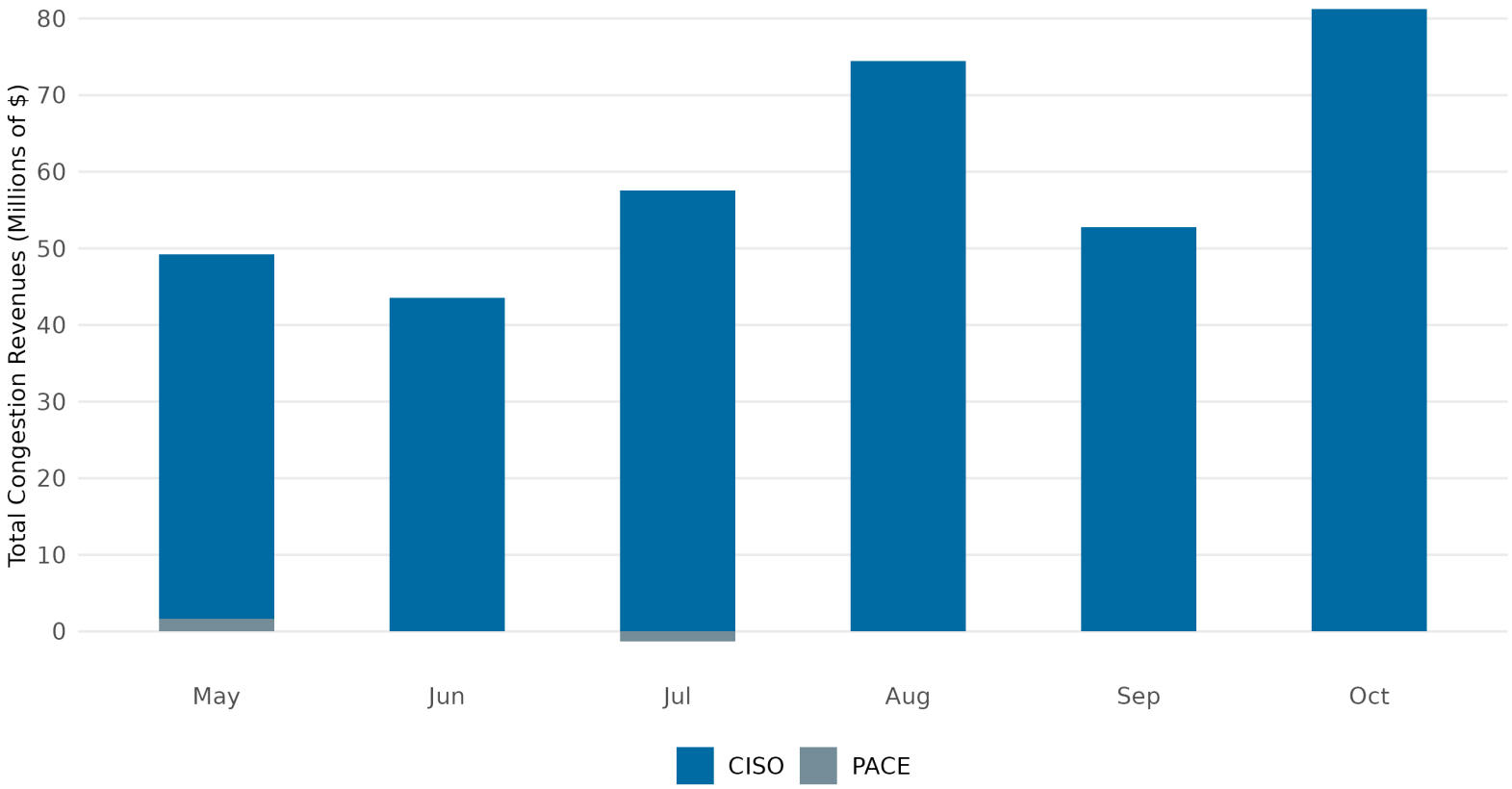

Over 99 percent of collected congestion revenues in EDAM so far arose from CAISO constraints

The volume of CRA eligible self-schedules remains steady since EDAM implementation



In October, OATT-balanced self-schedules accounted for 44% of total self-schedules in PACE, 79% in PACW, and 89% in PGE

Revenue allocation for parallel flows from exercised transmission rights on CISO constraints totaled $549k

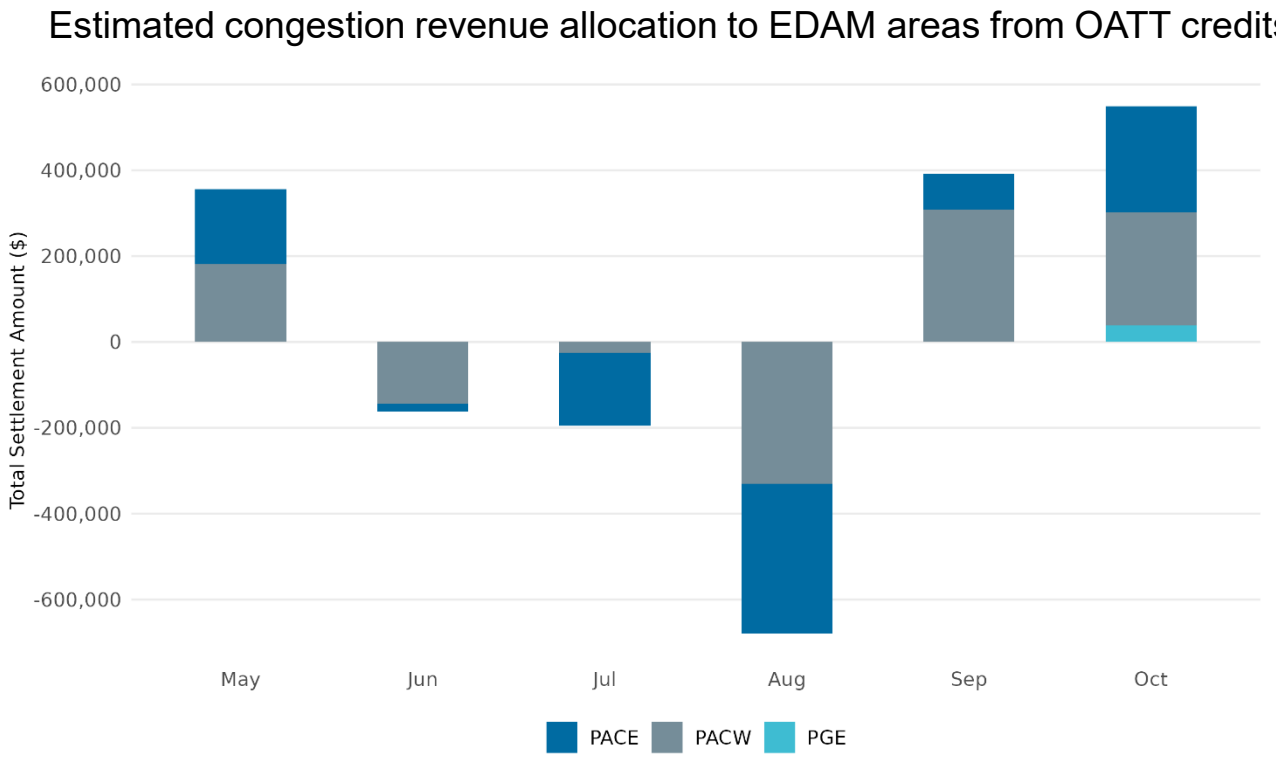

- Negative values reflect a charge back to PAC due to their schedules originally receiving congestion payments for providing counterflow to congestion in CISO areas
- $511,000 for PAC areas and $38,000 for PGE in October

CRR revenue adequacy in October was 93%

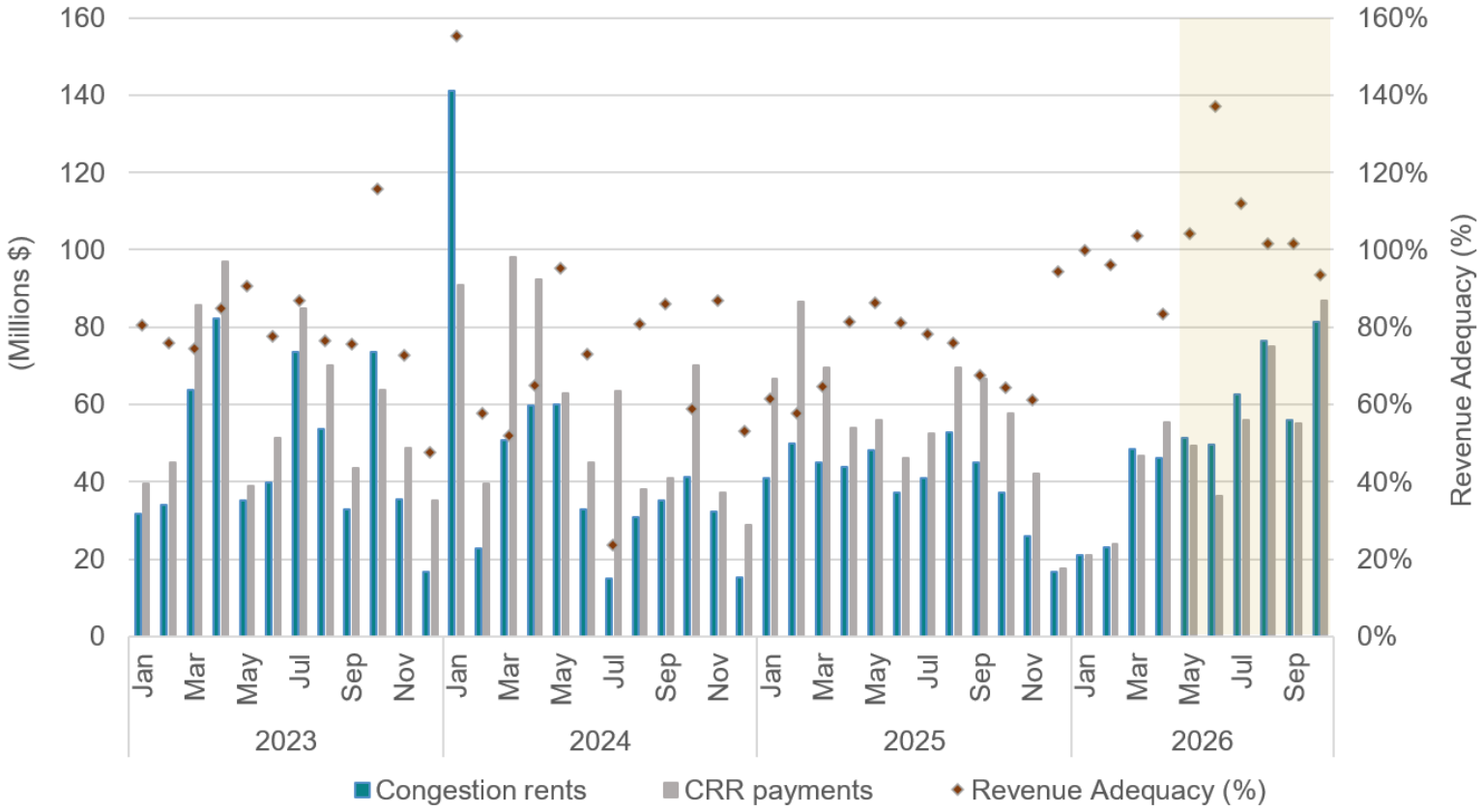

There is minimal impact on CRR revenue adequacy from the EDAM implementation given the low levels of congestion revenues involved so far in the congestion revenue allocation process

CRR auction efficiency decreased to 26 percent in October

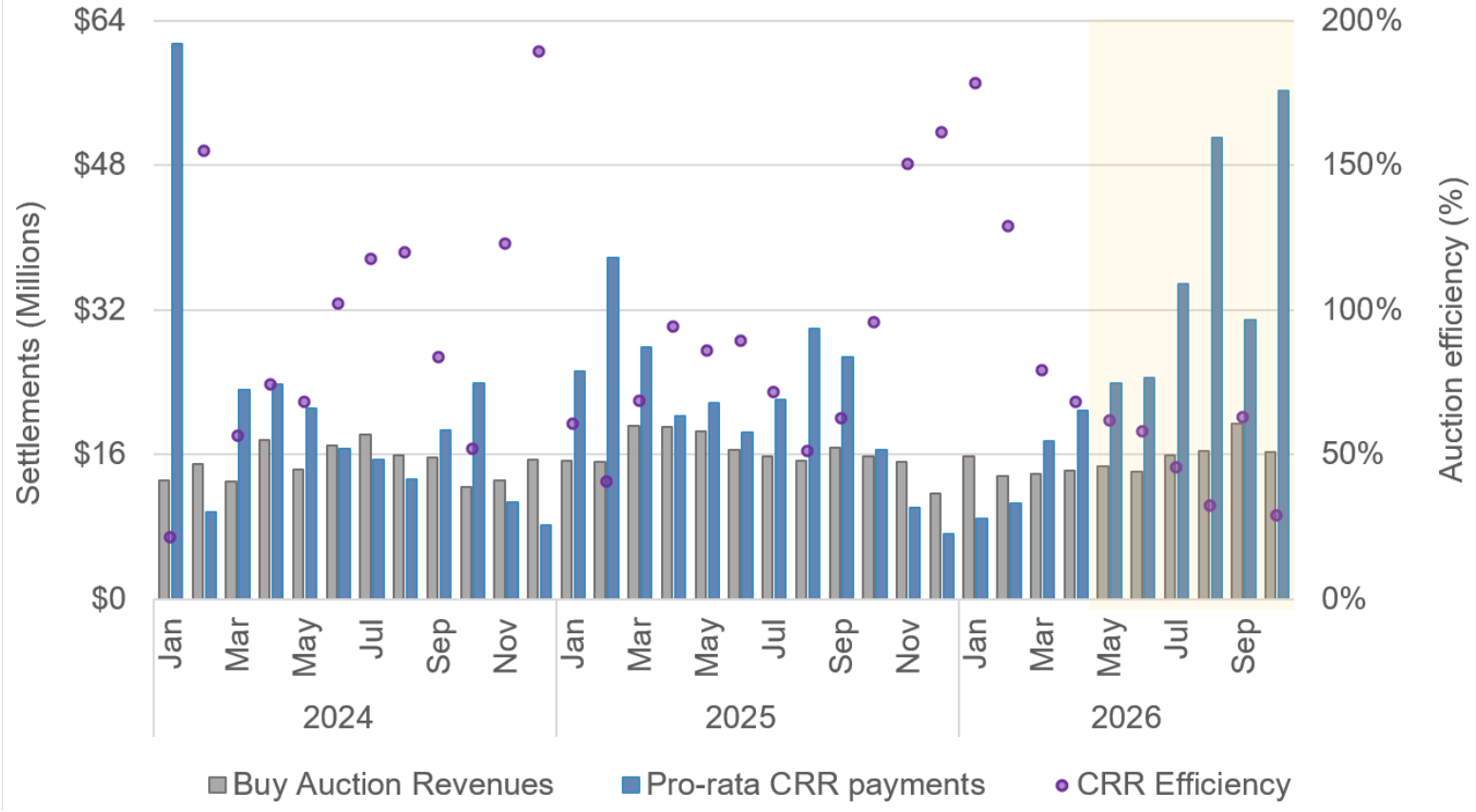

- High congestion happened in the day-ahead market while moderate auction revenues were collected in the auction process.
- This trend was due to higher summer loading conditions that lead to increased congestion and reduced auction efficiency.

SUMMER CONDITIONS

The peak load for ISO for the month of October was at 46,786 MW

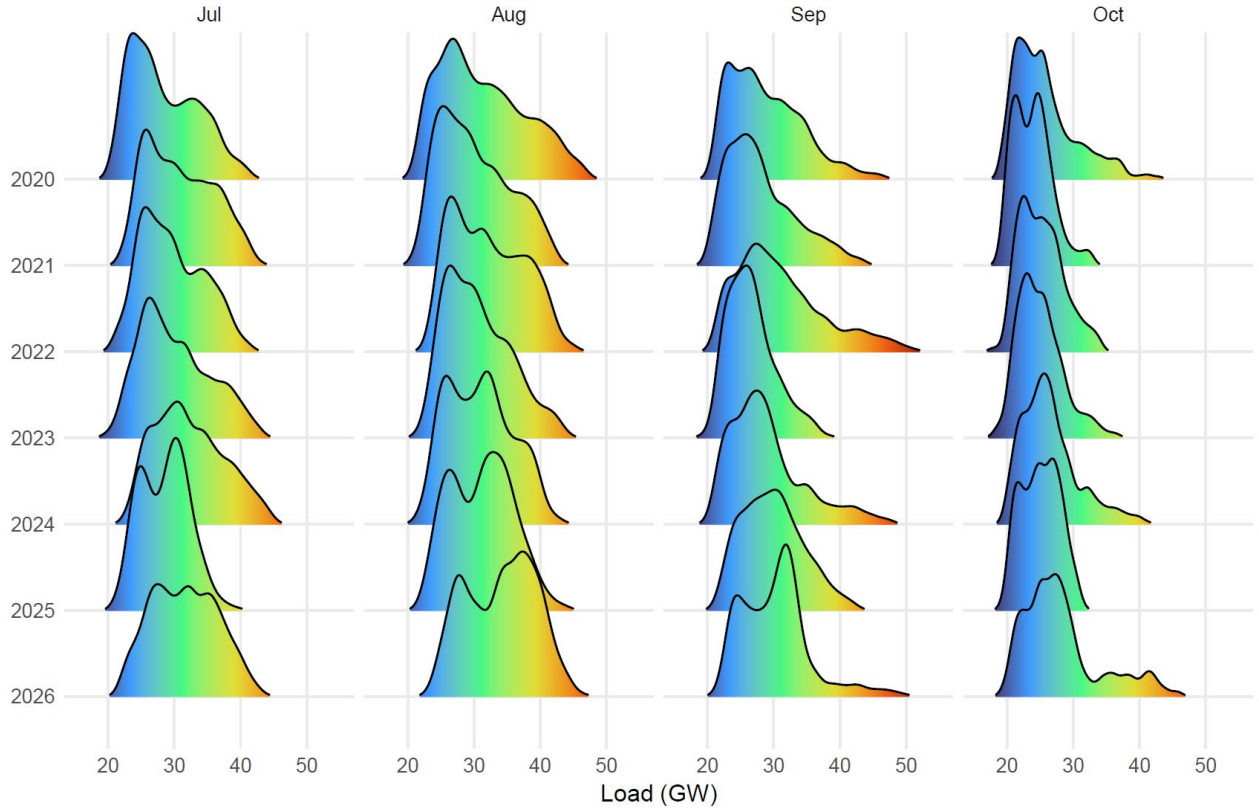

The monthly peak for October occurred on October 5

There was sufficient RA supply available in the system to meet CAISO's load conditions

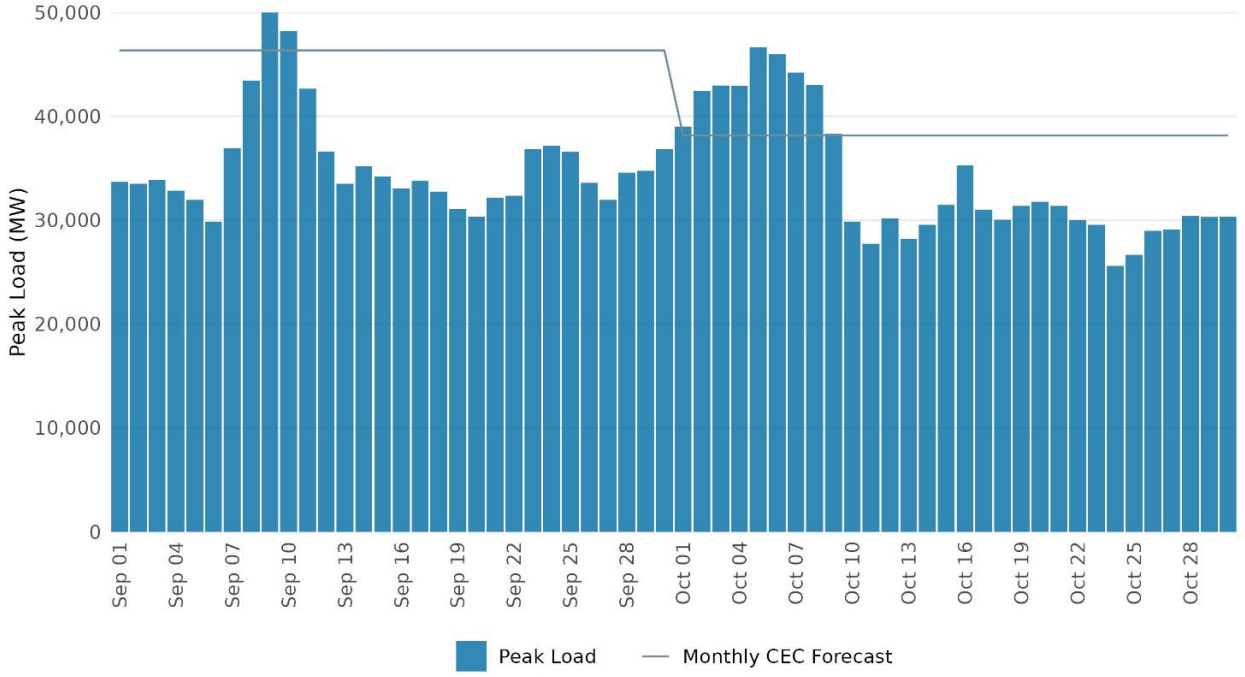

- The highest five-minute average peak load for October was 46,786 MW.
- The September and October peak exceeded the CEC month-ahead forecast.
- Actual load remained below monthly RA showings throughout October, leaving sufficient RA headroom.

ISO market prices increased in October, daily prices peaking on September 9 and October 5, respectively

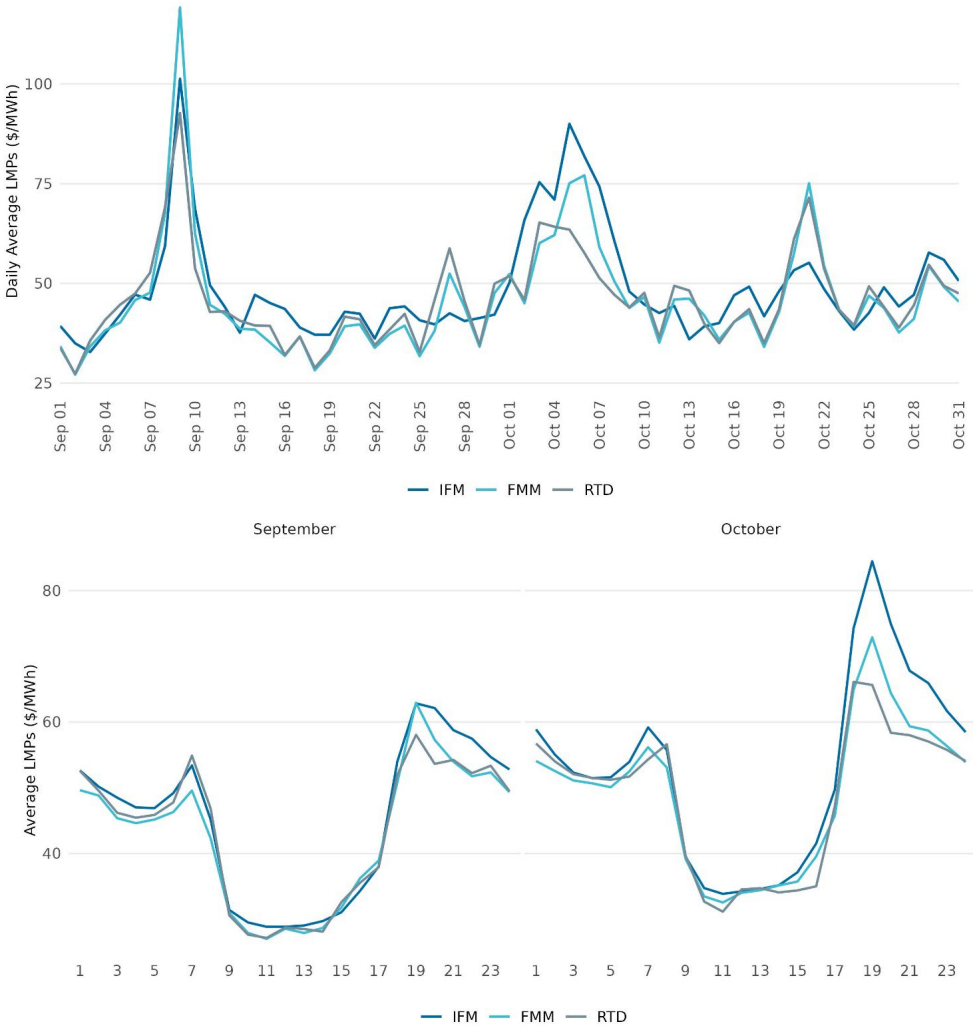

ISO market prices were generally higher in October than in September.

Daily prices peaked on October 5, 6, and 20 for IFM, FMM, and RTD respectively.

Hourly prices peaked at HE19 in October across IFM, FMM, and RTD.

Regional FMM and RTD prices were generally lower in October

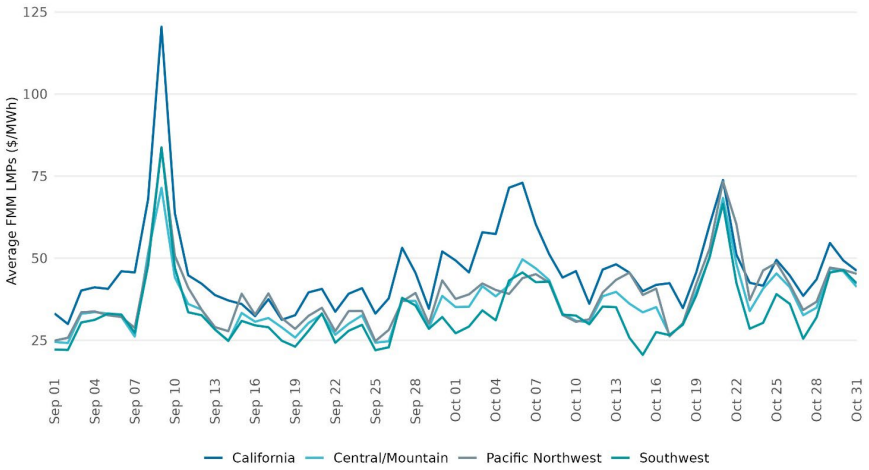

Daily average prices peaked in California on October at about $121/MWh in FMM and $93/MWh in RTD.

Hourly prices spiked during the evening hours on October 6, particularly in California.

California average hourly prices peaked at $275/MWh in FMM and $98/MWh in RTD on October 6.

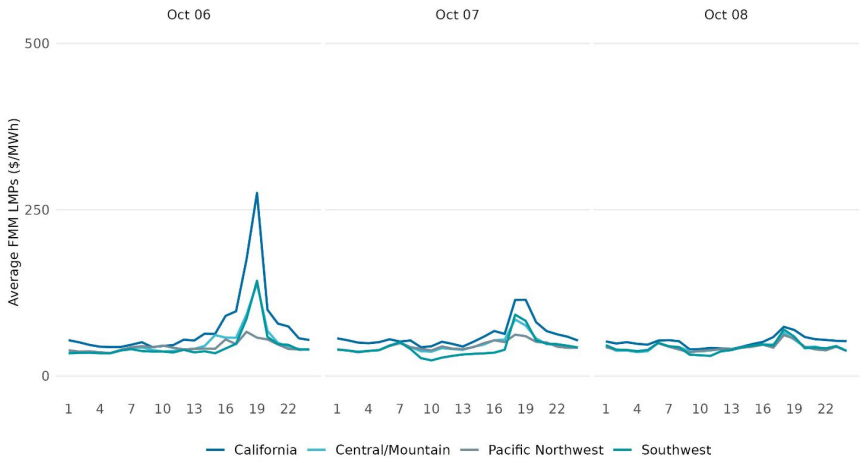

The combined IRU procurement and RUC adjustment were sufficient to meet the IRU full requirement during peak load days

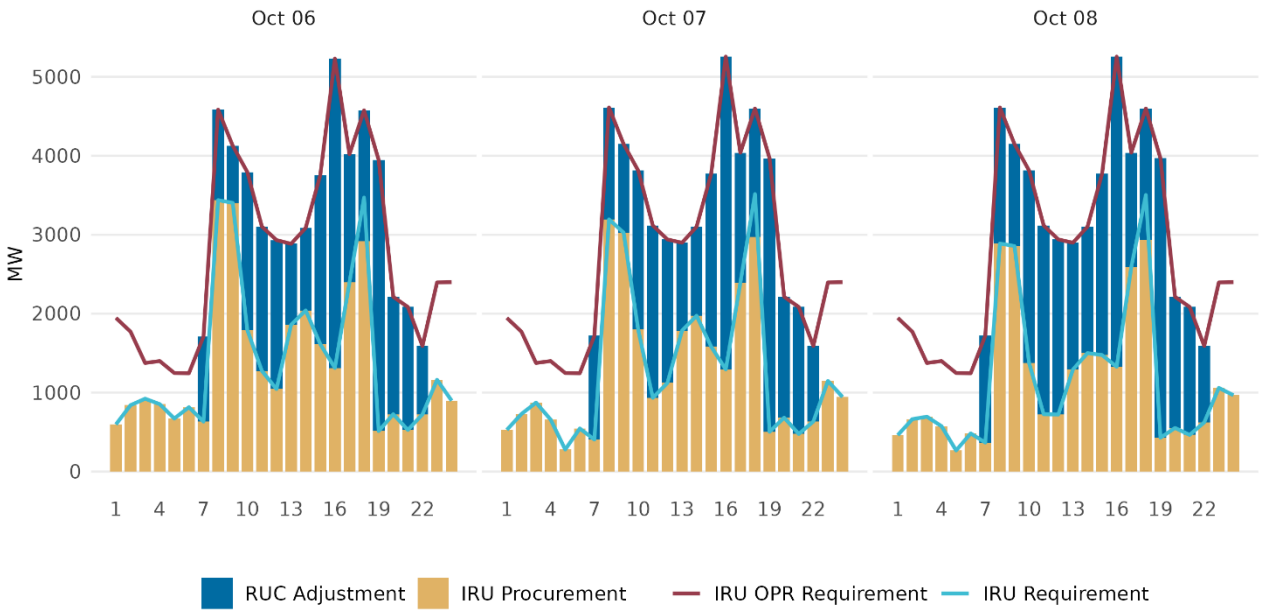

- The IRU procurement is following the IRU requirement from the market.
- RUC adjustment could compensate the shortfalls for IRU operation requirement during peak hours

RUC adjustments on October 6 complemented the IR procurement to meet all operational requirements

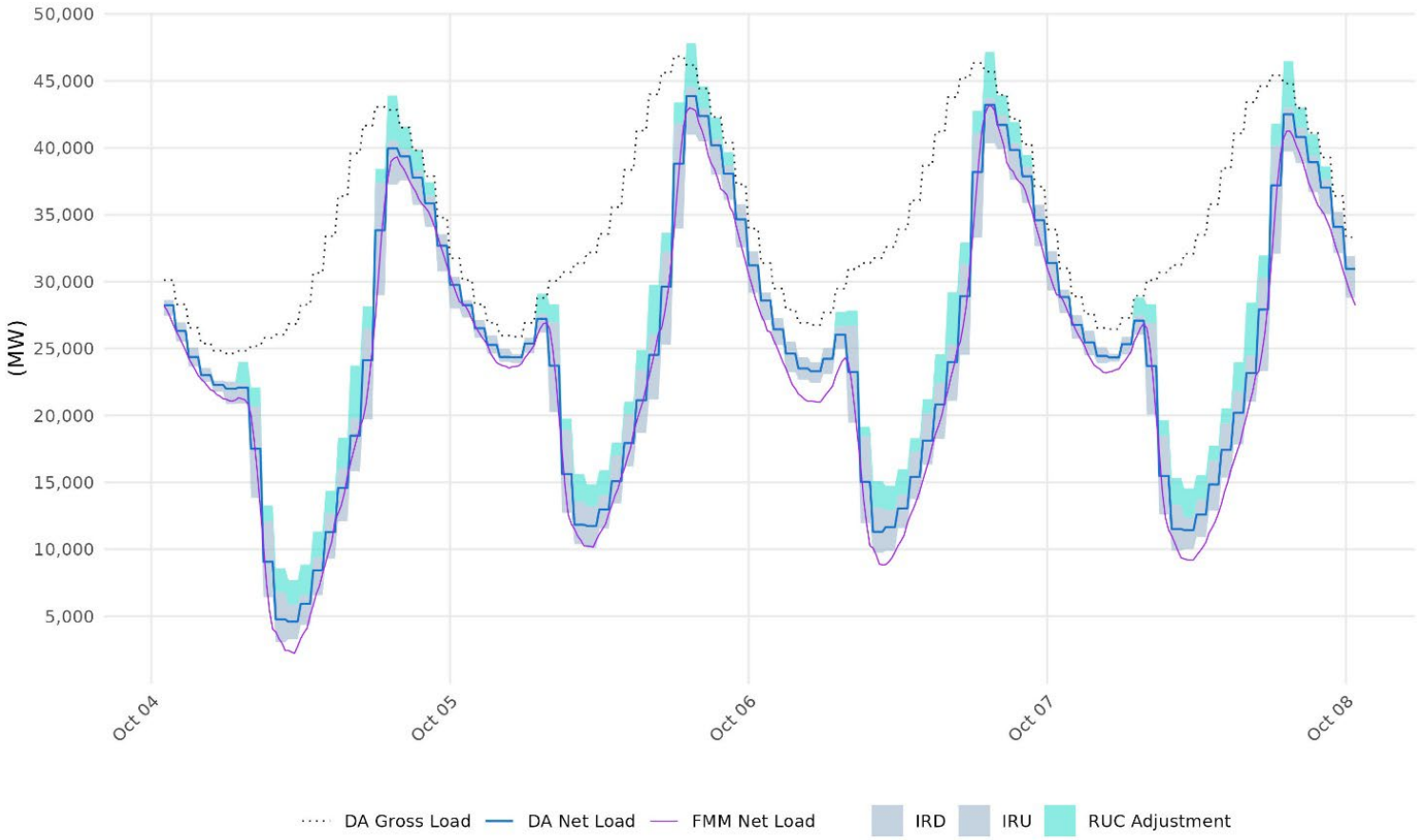

Net-load under-forecast error in day-ahead led to lower net load in real time which was cover with downward imbalance reserves, while IR and RUC adjustments provided additional upward flexibility that was not needed

In October, the 9 WEIM BAAs opted in for AET

Some of the BAAs opted in for partial months.

There were fewer upward RSE failures in October

Three WEIM BAAs did not have any upward RSE failures

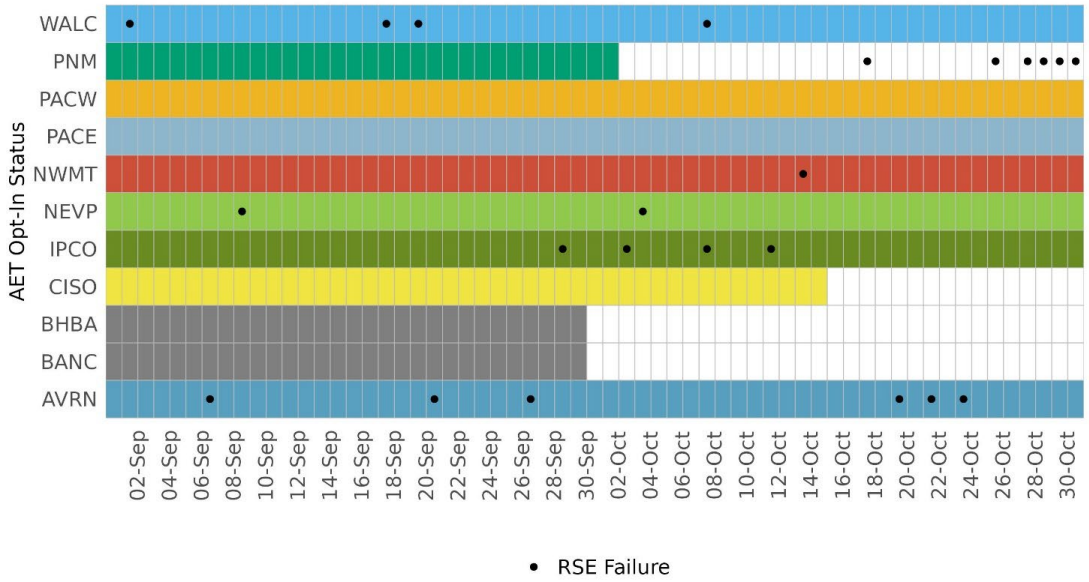

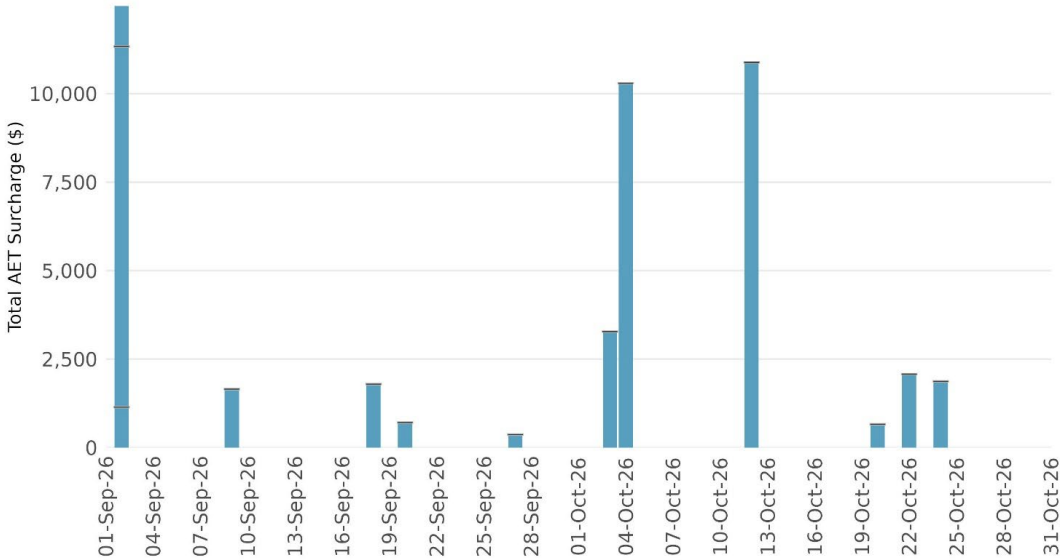

AET surcharges totaled about $46K in October

AET surcharge was only assessed for a total of six trading days in October

The ISO is tracking several EDAM Market Issues

The following issue is new:

- Forecasted Movement during EDAM Switchover: With EDAM implementation, forecasted movement is charged or paid in the day-ahead market based on hourly changes in day-ahead schedules. When a new EDAM BAA joins the day-ahead market in HE 1, there is no day-ahead schedule in HE 24 to calculate forecasted movement so CAISO will eliminate forecasted movement settlement for this time period.

The ISO is tracking several EDAM Market Issues

The following issues have previously been reported:

- Greenhouse Gas (GHG) Reference Point for Multi-Stage Generators (MSGs): An MSG resource submits a single GHG bid in the EDAM and this bid should cover the MSG to the plant Pmax. There is a software issue that is not applying the GHG bid to all MSG configurations. Status: Open

- Capacity Counting in the Resupply Test: The resupply test that occurs in the SIBR application and occurs five hours before the relevant trade hour is not accounting for day-ahead awards correctly. EDAM BAAs that fail to e-tag day-ahead intertie awards may be included in the EDAM up pool in the real-time market when they should be excluded. Status: Open

The ISO is tracking several EDAM Market Issues

The following issues have previously been reported:

- Reliability Capacity Awards at negative prices: RC has been awarded at negative prices due to several factors, including software issues with MSG transitions, market-driven conditions related to optimality of solution and price formation. Status: Open

- In RUC when RCU and RCD bid prices are $0, the optimization may procure both RCU and RCD in the same hour. This is not a logic issue but reflects an interplay with $0 bids. CAISO will continue monitoring to ensure the new market functionality

The ISO is tracking several EDAM Market Issues

The following issues have previously been reported:

- Missing IR deployment scenarios in the CRR clawback mechanism: The CRR clawback calculation does not account for IR deployment scenarios due to incomplete payload data from the market application to the CRR system. This issue impacts May 1, 2026 and remains on-going. The ISO is working to correct this in the T+70 BD settlement statements

- Flow Discrepancies for Intertie Constraints in the CRR system: When interties are mapped to multiple Intertie Constraints, the IFM flow calculation logic produces inaccurate results, leading to downstream misallocation of CRR revenues. Status: Open

The ISO is tracking several EDAM Market Issues

The following issues have previously been reported:

- Non-Participating Resources in RUC: To prevent RUC solution failures and ensure timely day-ahead market publication, select generator and MSG configurations were excluded from RUC participation and this resulted in a shutdown of affected MSG plants. Status: Open

- Daily Energy Limit not counted in EDAM RSE: Due to a software issue, the daily energy limit for use-limited resources is not enforced in the EDAM RSE allowing these resources to be credited for more capacity than is available in the market. Resolved November 3, 2026

The ISO is tracking several EDAM Market Issues

The following issues have previously been reported:

- Bid Cost Recovery for Hybrid Resources: There is an issue processing the submitted bid costs for hybrid resources which is resulting in high bid cost recovery payments. Status: Open
- Bid Cost Recovery for Dispatchable Demand Resources (DDRs): There is an issue processing the submitted bid costs for DDRs which is resulting in high bid cost recovery payments. Status: Open
- High-Priority Exports in RUC: Under the current implementation, high-priority exports (PT exports) do not receive a proxy Reliability Capacity Up bid in RUC. As a result, PT exports cannot be reduced through RUC. Status: Open

Next Steps

- Stakeholder comments on today's workshop are requested by **December 10, 2026**
  - Please complete the stakeholder comment template word document on the Extended Day-Ahead Market (EDAM) Performance initiative webpage. Upon completion of this template, please submit it to ISOStakeholderAffairs@caiso.com.

This Week at the ISO – 11/23/26

Stakeholder Meetings-*For an overarching view of where each initiative is in the development process, view the Policy Initiatives Timeline.*

All public stakeholder meetings are also listed on the CAISO Calendar

- Monday, November 23, 2026 – WEM Governing Body General Session
  - 2:00pm – 2:30pm PT (link)
- Tuesday, November 24, 2026 – Extended Day-Ahead Market (EDAM) Performance
  - 9:00am – 11:00am PT (link)
- Tuesday, November 24, 2026 – Interconnection Customer User Group
  - 1:00pm – 2:00pm PT (link)

Comment Submission Deadlines

- None scheduled for the week

This Week at the ISO continued

DAME/EDAM Resources

FAQ & Training:

- EDAM FAQ Guide - Designed to address general EDAM related questions
- EDAM Training Resources - A comprehensive set of EDAM training materials is available, offered in both instructor-led and computer-based training (CBT) formats. These resources include courses covering:
  - Bids and Base Schedule
  - EDAM Bidding Basic Concepts
  - Scheduling Infrastructure Business Rules (SIBR)
  - EDAM Scheduling Coordinator responsibilities
  - Intertie Scheduling
- EDAM Business Requirements Specifications - Describes EDAM's business processes and the associated business requirements.
- DAME Business Requirements Specifications - Describes DAME's business processes and the associated business requirements.
- EDAM Scheduling Coordinator Decision Matrix

Settlements:

- Known Issues List (Updated 11/4/26)
- Settlements BPM Walkthrough

BPMs:

- Extended Day-Ahead Market BPM
- Market Instruments BPM
- Reliability Requirements BPM
- Market Operations BPM
- BPM Change Management Process (PRRs)

EDAM Stakeholder Initiative:

- Meeting materials and recordings can be accessed through the stakeholder initiative page here.

This Week at the ISO continued

Trainings

- None scheduled this week

Market Simulations

- Monday, November 30, 2026 – Market Simulation - Extended Day-Ahead Market Enhancements 2026
  - 9:00am – 10:00am PT (link)
- Wednesday, December 2, 2026 – Market Simulation - Extended Day-Ahead Market Enhancements 2026
  - 9:00am – 10:00am PT (link)

Please refer to our Release Schedule for the most recent updates of initiatives scheduled for MAP- and Production- stage market sims

To participate in the DAME and EDAM Implementation pre-Market Simulation meeting series, please follow these steps:

Submit a CIDI Request:

- Log in to the CAISO Customer Inquiry, Dispute, and Information (CIDI) system.
- Create a new request with the 'Functional Environment' set to "Market Simulation."
- In the request, specify your intent to participate in the DAME & EDAM Market Simulation.
- Include the following information:
  - Market Simulation initiative(s) you will participate in.
  - Any specific resources or systems you plan to test.
  - Contact names and email addresses for coordination.

Email Option:

- If you do not have access to CIDI, you may send an email to marketsim@caiso.com with the subject line "DAME & EDAM Market Simulation Registration."

Business Practice Manual (BPM) Updates

- The status of all PRRs and updated BPMs in the BPM Library are published on the BPM Change Management Website.



Listen and subscribe:

FREQUENCY BAND

The *Energy Matters* blog provides timely insights into ISO grid and market operations as well as other industry-related news and a new energy podcast, *Frequency Band*.



Story | Leadership, Inside the California ISO

2026 Stakeholder Symposium looked to the energy future

By Gina Engman

10/29/2026



Story | Western Energy Markets, Markets, Extended Day-...

CAISO and Portland General Electric prepare for EDAM Go-Live

By Dr. Khaled Abdul-Rahman

09/29/2026



Story | Transmission

SWIP-North construction underway; provides key link in Western transmission connectivity

By ISO Staff

09/16/2026

Subscribe to the Energy Matters blog and Frequency Band podcast