



FERC Order No. 2023 – Points of Interconnection Heatmap

Dorothy Vance – *Customer Readiness Trainer*

Andrew Rivera – *Transmission Planning Specialist*



Housekeeping



REMAIN MUTED

Keep yourself muted to minimize background noise



ASKING QUESTIONS

Unmute to ask verbal questions or write in the chat pod



RAISING HAND

Raise your hand using WebEx interactivity tools

The information contained in these materials is provided for general information only and does not constitute legal or regulatory advice. The ultimate responsibility for complying with the ISO FERC Tariff and other applicable laws, rules or regulations lies with you. In no event shall the ISO or its employees be liable to you or any one else for any decision made or action taken in reliance on the information in these materials.

Points of Interconnection Heatmap



FERC Order No. 2023

Heatmap updated by the ISO every 30 calendar days after a Cluster Study (roughly 3x a year).



Interactive webpage for interconnection customer's potential requests.



Depicts geographical locations of available capacity on the CAISO transmission system.

Disclaimer: The information provided in this tool serves as a general guideline on where transmission constraints are expected. It does not consider all system conditions, and does not include voltage or stability constraints. Results are for information only. Additional constraints may show in the actual Interconnection Studies.



Utilizing the Heatmap



Select one of the listed scenarios (*Cluster Study*).



Determine and enter the amount of MW injection desired.



Look over the interactive Heatmap (*changes colors to mirror available capacity*).

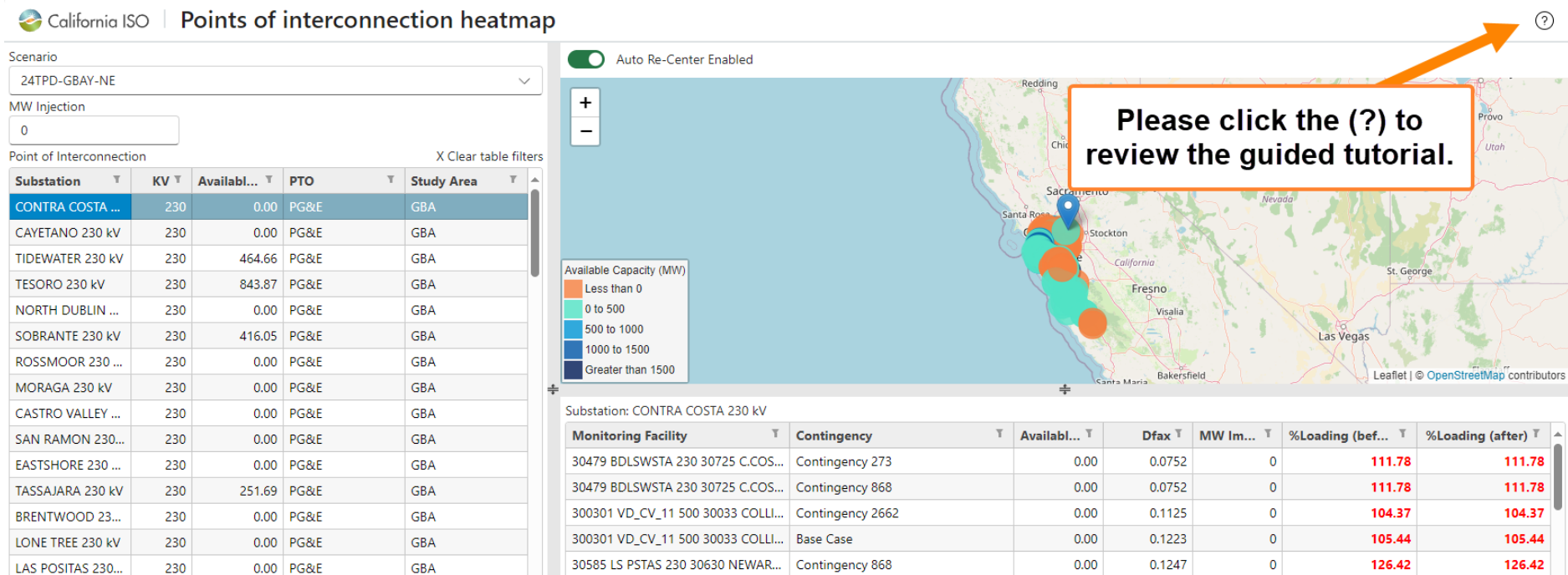


Review the list of substations listed.



Analyze the results of the potential interconnection locations impacted by MW injection.

POI Heatmap Tutorial





Please note the screenshot shown has made up data (e.g., not real).

How to get to the heatmap

CAISO.com > Generation and Transmission > Generation > Generator interconnection > scroll down to [Interconnection facility information](#) > [POI Heatmap](#).

Interconnection facility information

- [Points of Interconnection Heatmap](#)  09/19/2024, 1:12 PM
Interactive heatmap for visualization of available capacity at points of interconnection (POI) in the ISO.
For questions related to the POI Heatmap contact regionaltransmission@caiso.com
- [Generator Interconnection Resource ID Report](#)  09/16/2024, 12:19 PM
- [Information on Transmission Capability Estimate Inputs for CPUC Integrated Resource Planning](#)



WRAP UP

Will be located on the CAISO website under the [Generator Interconnection page](#) under Interconnection facility information.

Tentative activation scheduled for September 20, 2024.

Remember, the Heatmap has a tutorial to refer back to.

For questions, please send an email to regionaltransmission@caiso.com.