



			The California ISO Controlled Grid Generation Queue for All: Active																									Report Run Date: 04/29/2025				
						Generating Facility						Net MWs to Grid				Deliverability Status				Location		Point of Interconnection						Study Availability				
Project Name	Queue Position	Interconnection Request Receive Date	Queue Date	Application Status	Study Process	Type-1	Type-2	Type-3	Fuel-1	Fuel-2	Fuel-3	MW-1	MW-2	MW-3	MW Total	Full Capacity, Partial or Energy Only (FC/P/EO)	TPD Allocation Percentage	Off-Peak Deliverability and Economic Only	TPD Allocation Group	County	State	Utility	PTO Study Region	Station or Transmission Line	Proposed On-line Date (as filed with IR)	Current On-line Date	Suspension Status	Feasibility Study <i>or</i> Supplemental Review	System Impact Study <i>or</i> Phase I Cluster Study	Facilities Study (FAS) <i>or</i> Phase II Cluster Study	Optional Study (OS)	Interconnection Agreement Status
MONTEZUMA (HIGH WINDS III)	22	11/18/2003	11/18/2003	ACTIVE	AMEND 39	Wind Turbine	Storage		Wind Turbine	Battery		38	38		38	Partial Capacity	50	Off-Peak Deliverability	Group D	SOLANO	CA	PGAE	Northern	Birds Landing 230 kV	6/30/2005	4/1/2024			Complete	Complete		Executed
TULE WIND	32	5/12/2004	5/24/2004	ACTIVE	Serial LGIP	Wind Turbine			Wind Turbine			193.80			193.80	Partial Capacity	65.50	Off-Peak Deliverability		SAN DIEGO	CA	SDGE	SDGE	Boulevard East Substation 138 kV	9/1/2007	12/31/2027		Waived	Complete	Complete	None	Executed
MIDWAY PEAKING AGGREGATE	54	1/12/2005	1/12/2005	ACTIVE	Serial LGIP	Gas Turbine	Storage		Natural Gas	Battery		119.90	119.90		119.90	Full Capacity		Off-Peak Deliverability		FRESNO	CA	PGAE		Panoche Substation	6/1/2008	6/30/2027		Waived	Complete	Re-Study	None	Executed
FRESNO COGENERATION EXPANSION PROJECT	61	3/28/2005	3/30/2005	ACTIVE	AMEND 39	Steam Turbine	Storage		Natural Gas	Battery		73.26999664306640	18.50		73.27	Full Capacity		Off-Peak Deliverability		FRESNO	CA	PGAE	Fresno	Helm-Kerman 70 kV Line	5/31/2006	2/28/2023			Complete	Complete		Executed
LAKE ELSINORE ADVANCED PUMPED STORAGE PROJECT	72	4/26/2005	6/21/2005	ACTIVE	Serial LGIP	Storage			Pumped-Storage hydro			500			500	Full Capacity				RIVERSIDE	CA	SDGE	SDGE	Proposed Lee Lake Substation 500 kV	12/31/2008	12/31/2028		Waived	Complete	Re-Study	None	Executed
BOTTLE ROCK POWER	81	9/13/2005	9/13/2005	ACTIVE	Serial LGIP	Steam Turbine	Storage		Geothermal	Battery		9.4350	47.4465		52.01	Energy Only		Off-Peak Deliverability	Group A	LAKE	CA	PGAE	Kern	Geysers #17-Fulton 230 kV Line	9/1/2006	10/31/2007		None	Complete	Complete	None	Executed
CPC WEST	96	2/15/2006	3/1/2006	ACTIVE	Serial LGIP	Wind Turbine	Storage		Wind Turbine	Battery		600	300		600	Partial Capacity	59.76	Off-Peak Deliverability	Group A	KERN	CA	SCE	Northern	Tehachapi Conceptual Substation #1	12/31/2009	6/5/2025		Waived	Complete	None	None	Executed
WINDSTAR I ALTERNATE	100	4/5/2006	4/5/2006	ACTIVE	Serial LGIP	Wind Turbine	Storage		Wind Turbine	Battery		120	120		120	Full Capacity		Off-Peak Deliverability		KERN	CA	SCE	Northern	Vincent Substation 230kV	12/31/2007	8/1/2025		Waived	Complete	None	None	Executed
SILVER RIDGE MOUNT SIGNAL	124	8/22/2006	8/22/2006	ACTIVE	Serial LGIP	Photovoltaic	Storage		Solar	Battery		600	150		600	Partial Capacity	19.36	Off-Peak Deliverability		IMPERIAL	CA	SDGE		Imperial Valley Substation 230 kV	3/1/2011	6/1/2027		Waived	Complete	Complete	None	Executed
SANDSTORM WIND POWER	138	10/23/2006	10/23/2006	ACTIVE	Serial LGIP	Wind Turbine	Storage		Wind Turbine	Battery		60	90		150	Partial Capacity	30.44	Off-Peak Deliverability		RIVERSIDE	CA	SCE	Eastern	Devers Substation 220 kV	12/31/2008	2/1/2030		Waived	Complete	Complete	None	Executed
MONTEZUMA II	222	5/23/2007	5/23/2007	ACTIVE	TC	Wind Turbine	Storage		Wind Turbine	Battery		78	54		78	Partial Capacity	59	Off-Peak Deliverability	Group D	SOLANO	CA	PGAE	Northern	Birds Landing 230 kV	12/31/2010	1/29/2012		NA	Complete	Complete	NA	Executed

 California ISO				The California ISO Controlled Grid Generation Queue for All: Active																								Report Run Date: 04/29/2025				
						Generating Facility						Net MWs to Grid				Deliverability Status				Location		Point of Interconnection						Study Availability				
Project Name	Queue Position	Interconnection Request Receive Date	Queue Date	Application Status	Study Process	Type-1	Type-2	Type-3	Fuel-1	Fuel-2	Fuel-3	MW-1	MW-2	MW-3	MW Total	Full Capacity, Partial or Energy Only (FC/P/EO)	TPD Allocation Percentage	Off-Peak Deliverability and Economic Only	TPD Allocation Group	County	State	Utility	PTO Study Region	Station or Transmission Line	Proposed On-line Date (as filed with IR)	Current On-line Date	Suspension Status	Feasibility Study <i>or</i> Supplemental Review	System Impact Study <i>or</i> Phase I Cluster Study	Facilities Study (FAS) <i>or</i> Phase II Cluster Study	Optional Study (OS)	Interconnection Agreement Status
TRACY COMBINED-CYCLE POWER PLANT	268	10/24/2007	10/24/2007	ACTIVE	Serial LGIP	Steam Turbine	Storage		Natural Gas	Battery		145	40		145	Full Capacity		Off-Peak Deliverability		SAN JOAQUIN	CA	PGAE		Tesla-Manteca 115kV line via Schulte Switchyard	6/1/2012	4/28/2027		Waived	Complete	Complete	None	Executed
AMERICAN KINGS SOLAR	272	11/1/2007	11/1/2007	ACTIVE	TC	Photovoltaic	Storage		Solar	Battery		123	73.80		123	Full Capacity		Off-Peak Deliverability	Group A	KINGS	CA	PGAE	Fresno	Henrietta 70 kV	6/1/2012	12/30/2025		NA	Complete	Complete	NA	Executed
ALTA VISTA SUNTOWER GENERATING STATION	297	1/18/2008	1/18/2008	ACTIVE	TC	Steam Turbine	Storage		Solar	Battery		66	66		66	Full Capacity		Off-Peak Deliverability	Group A	LOS ANGELES	CA	SCE	Northern	Neenach-Bailey 66kV line	12/1/2009	4/15/2025		NA	Complete	Complete	NA	Executed
LOS ESTEROS CRITICAL ENERGY FACILITY EXPANSION	378	5/28/2008	5/28/2008	ACTIVE	TC	Combined Cycle	Storage		Natural Gas	Battery		120	3		120	Full Capacity		Off-Peak Deliverability		SANTA CLARA	CA	PGAE	Northern	Los Esteros 115 kV	6/1/2011	9/1/2023		NA	Complete	Complete	NA	Executed
CROW CREEK SOLAR 1 (FKA: FRONTIER SOLAR 1) (FKA AS SCATEC WESTSIDE SOLAR RANCH I AND STANISLAUS PV - PHASE 1)	539	12/18/2009	12/18/2009	ACTIVE	SGIP	Photovoltaic	Storage		Solar	Battery		20	20		20	Energy Only		Off-Peak Deliverability		STANISLAUS	CA	PGAE	None	Salado-Newman #1 60kV Line	10/31/2012	6/30/2016		None	Facilities Study	SGIA	NA	Executed
KETTLEMAN SOLAR PROJECT (FKA KETTLEMAN SOLAR FARM)	625	5/14/2010	5/14/2010	ACTIVE	SGIP	Photovoltaic	Storage		Solar	Battery		20	20		20	Energy Only		Off-Peak Deliverability		KINGS	CA	PGAE	Fresno	Henrietta-Tulare Lake 70 kV	12/31/2011	4/1/2025		None	Facilities Study	SGIA	NA	Executed
PUMPJACK SOLAR I (AKA PIONEER SOLAR I)	653B	9/29/2010	9/29/2010	ACTIVE	SGIP-TC	Photovoltaic	Storage		Solar	Battery		20	20		20	Partial Capacity		Off-Peak Deliverability		KERN	CA	PGAE		Belridge - Temblor 115 kV	5/1/2013	6/1/2027		NA	Complete	Complete	NA	Executed
APPARENT FIRST HYBRID	653F	10/7/2010	10/13/2010	ACTIVE	SGIP-TC	Photovoltaic	Storage		Solar	Battery		12	12.10		12	Energy Only		Off-Peak Energy Only		YOLO	CA	PGAE	Northern	Woodland-Davis 115 kV Line	5/1/2012	5/30/2022		NA	Complete	Complete	NA	Executed
EXCELSIOR SOLAR (FKA: BURFORD FIVE POINTS)	678	3/31/2011	3/31/2011	ACTIVE	C04	Photovoltaic	Storage		Solar	Battery		60	60		60	Partial Capacity	10	Off-Peak Deliverability		FRESNO	CA	PGAE	Fresno	Panoche-Schindler #1 and #2 115 kV Line	9/5/2013	12/20/2024		NA	Complete	Complete	NA	Executed
LASSEN LODGE HYDROELECTRIC	720	3/31/2011	3/31/2011	ACTIVE	C04	Hydro			Water			4.50			4.50	Energy Only				TEHAMA	CA	PGAE	Northern	Vota-South 60 kV	12/15/2012	10/15/2027		NA	Complete	Complete	NA	Executed
REDWOOD SOLAR FARM	744	3/31/2011	3/31/2011	ACTIVE	C04	Photovoltaic			Solar			90			90	Partial Capacity	87	Off-Peak Deliverability	Group D	KERN	CA	PGAE	Kern	Lamont 115 KV	7/1/2014	7/1/2024		NA	Complete	Complete	NA	Executed
BIG SKY SOLAR	768	3/31/2011	3/31/2011	ACTIVE	C04	Photovoltaic	Storage		Solar	Battery		320	163.40		320	Full Capacity		Off-Peak Deliverability		LOS ANGELES	CA	SCE	Northern	Antelope Substation 230kV bus	12/31/2014	1/31/2023		NA	Complete	Complete	NA	Executed

 California ISO				The California ISO Controlled Grid Generation Queue for All: Active																							Report Run Date: 04/29/2025					
						Generating Facility						Net MWs to Grid				Deliverability Status				Location		Point of Interconnection						Study Availability				
Project Name	Queue Position	Interconnection Request Receive Date	Queue Date	Application Status	Study Process	Type-1	Type-2	Type-3	Fuel-1	Fuel-2	Fuel-3	MW-1	MW-2	MW-3	MW Total	Full Capacity, Partial or Energy Only (FC/P/EO)	TPD Allocation Percentage	Off-Peak Deliverability and Economic Only	TPD Allocation Group	County	State	Utility	PTO Study Region	Station or Transmission Line	Proposed On-line Date (as filed with IR)	Current On-line Date	Suspension Status	Feasibility Study <i>or</i> Supplemental Review	System Impact Study <i>or</i> Phase I Cluster Study	Facilities Study (FAS) <i>or</i> Phase II Cluster Study	Optional Study (OS)	Interconnection Agreement Status
WRIGHT SOLAR	779	3/31/2011	3/31/2011	ACTIVE	C04	Photovoltaic	Storage		Solar	Battery		200	80		200	Partial Capacity	49.35	Off-Peak Deliverability		MERCED	CA	PGAE	Fresno	Los Banos-Panoche #1 230kV Line	1/6/2014	3/30/2026		NA	Complete	Complete	NA	Executed
RIO BRAVO SOLAR 1	900	4/2/2012	4/2/2012	ACTIVE	C05	Photovoltaic	Storage		Solar	Battery		20	20		20	Partial Capacity	10	Off-Peak Deliverability		KERN	CA	PGAE	None	Midway Temblor 115 kV line	12/20/2014	6/30/2027		NA	Complete	Complete	NA	Executed
RIO BRAVO SOLAR 2	972	4/30/2013	4/30/2013	ACTIVE	C06	Photovoltaic	Storage		Solar	Battery		20	20		20	Partial Capacity	10	Off-Peak Deliverability		KERN	CA	PGAE	None	Midway-Temblor 115kV line	12/31/2016	7/30/2027		NA	Complete	Complete	NA	Executed
SUNSHINE VALLEY SOLAR 1	993	4/30/2013	4/30/2013	ACTIVE	C06	Photovoltaic	Storage		Solar	Battery		50	40		50	Full Capacity		Off-Peak Deliverability		NYE	NV	VEA	EOP	Valley Substation 138 kV	12/31/2016	12/31/2026		NA	Complete	Complete	NA	Executed
LASSEN LODGE HYDROELECTRIC 2	1002	5/1/2013	4/30/2013	ACTIVE	C06	Hydro			Water			0.50			0.50	Energy Only				TEHAMA	CA	PGAE	Northern	Volta-South 60 kV Line	11/15/2015	10/16/2024		NA	Complete	Complete	NA	Executed
CHULA VISTA ENERGY CENTER 2	1045	4/30/2014	4/30/2014	ACTIVE	C07	Storage			Battery			50			50	Full Capacity			Group A	SAN DIEGO	CA	SDGE	SDGE	Otay Substation 69 kV	11/1/2019	3/13/2026		NA	Complete	Complete	NA	Executed
NORTH JOHNSON ENERGY CENTER	1047	4/30/2014	4/30/2014	ACTIVE	C07	Storage			Battery			50			50	Full Capacity			Group A	SAN DIEGO	CA	SDGE	SDGE	El Cajon Substation 69 kV	11/1/2019	4/1/2026		NA	Complete	Complete	NA	Executed
ESCONDIDO ENERGY CENTER 2	1048	4/30/2014	4/30/2014	ACTIVE	C07	Storage			Battery			33			33	Full Capacity			Group A	SAN DIEGO	CA	SDGE	SDGE	Escondido Substation 69 kV	11/1/2019	6/1/2027		NA	Complete	Complete	NA	Executed
WHITE WING RANCH SOLAR	1062	4/30/2014	4/30/2014	ACTIVE	C07	Photovoltaic	Storage		Solar	Battery		200	200		200	Energy Only		Off-Peak Deliverability		YUMA	AZ	SDGE	SDGE	Hoodoo Wash Switchyard 500 kV	12/31/2018	6/1/2026		NA	Complete	Complete	NA	Executed
ARES NEVADA	1064	4/30/2014	4/30/2014	ACTIVE	C07	Storage			Gravity via Rail			44			44	Energy Only				NYE	NV	GLW	None	Gamebird Substation 230 kV	1/1/2017	1/8/2027		NA	Complete	Complete	NA	Executed
GASKELL WEST	1074	4/30/2014	4/30/2014	ACTIVE	C07	Photovoltaic	Storage		Solar	Battery		125	61.62		125	Full Capacity		Off-Peak Deliverability		KERN	CA	SCE	Northern	Whirlwind Substation 220 kV	6/30/2016	12/2/2026		NA	Complete	Complete	NA	Executed
WILLOW SPRINGS SOLAR 3	1076	4/30/2014	4/30/2014	ACTIVE	C07	Storage			Battery			50			50	Full Capacity		Off-Peak Deliverability		KERN	CA	SCE	Northern	Whirlwind Substation 230 kV	6/30/2017	6/1/2026		NA	Complete	Complete	NA	Executed
ALTAMONT MIDWAY LTD	1096	2/24/2015	4/13/2015	ACTIVE	FT	Wind Turbine			Wind Turbine			5			5	Energy Only		Off-Peak Deliverability		ALAMEDA	CA	PGAE	Northern	Altamont Midway 230 kV	8/31/2015	4/28/2025		None	NA	NA	NA	Executed

			The California ISO Controlled Grid Generation Queue for All: Active																								Report Run Date: 04/29/2025					
						Generating Facility						Net MWs to Grid				Deliverability Status				Location		Point of Interconnection						Study Availability				
Project Name	Queue Position	Interconnection Request Receive Date	Queue Date	Application Status	Study Process	Type-1	Type-2	Type-3	Fuel-1	Fuel-2	Fuel-3	MW-1	MW-2	MW-3	MW Total	Full Capacity, Partial or Energy Only (FC/P/EO)	TPD Allocation Percentage	Off-Peak Deliverability and Economic Only	TPD Allocation Group	County	State	Utility	PTO Study Region	Station or Transmission Line	Proposed On-line Date (as filed with IR)	Current On-line Date	Suspension Status	Feasibility Study <i>or</i> Supplemental Review	System Impact Study <i>or</i> Phase I Cluster Study	Facilities Study (FAS) <i>or</i> Phase II Cluster Study	Optional Study (OS)	Interconnection Agreement Status
FOUNTAIN WIND	1106	4/30/2015	4/30/2015	ACTIVE	C08	Wind Turbine			Wind Turbine			206			200	Full Capacity		Off-Peak Deliverability		SHASTA	CA	PG&E	Northern	Pit 1-Cottonwood 230 kV Line	10/15/2020	9/15/2027		NA	Complete	Complete	NA	Executed
ULTRAPOWER CHINESE STATION BESS	1116	4/30/2015	4/30/2015	ACTIVE	C08	Storage			Battery			10			10	Full Capacity				TUOLUMNE	CA	PG&E	Northern	Melones-Curtis 115 kV Line	3/31/2017	12/30/2024		NA	Complete	Complete	NA	Executed
LUNA VALLEY SOLAR	1129	4/30/2015	4/30/2015	ACTIVE	C08	Photovoltaic	Storage		Solar	Battery		204	168.50		200	Partial Capacity	84.30	Off-Peak Deliverability		FRESNO	CA	PG&E	Fresno	Tranquility 230 kV	12/31/2018	12/29/2028		NA	Complete	Complete	NA	Executed
SCARLET	1135	4/29/2015	4/30/2015	ACTIVE	C08	Photovoltaic	Storage		Solar	Battery		400	400		400	Full Capacity		Off-Peak Deliverability		FRESNO	CA	PG&E	Fresno	Tranquility 230 kV	12/31/2018	12/23/2025		NA	Complete	Complete	NA	Executed
LAKE ALPAUGH BATTERY STORAGE	1143	4/29/2015	4/30/2015	ACTIVE	C08	Storage			Battery			10			10	Full Capacity				TULARE	CA	PG&E	Kern	Corcoran-Olive 115 kV Line	12/31/2017	9/15/2025		NA	Complete	Complete	NA	Executed
BIG ROCK SOLAR FARM	1166	4/30/2015	4/30/2015	ACTIVE	C08	Storage			Battery			200			200	Partial Capacity	50	Off-Peak Deliverability	Group D	IMPERIAL	CA	SDGE	SDGE	Imperial Valley Substation 230 kV	6/1/2020	4/30/2025		NA	Complete	Complete	NA	Executed
FALLBROOK ENERGY STORAGE	1169	4/30/2015	4/30/2015	ACTIVE	C08	Storage			Battery			69.60			69.60	Full Capacity				SAN DIEGO	CA	SDGE	SDGE	Avocado Substation 69 kV	2/1/2020	7/15/2025		NA	Complete	Complete	NA	Executed
GATEWAY ENERGY STORAGE	1170	4/30/2015	4/30/2015	ACTIVE	C08	Storage			Battery			250			250	Full Capacity				SAN DIEGO	CA	SDGE	SDGE	Otay Mesa Switchyard 230 kV	9/1/2018	8/1/2024		NA	Complete	Complete	NA	Executed
LECONTE ENERGY STORAGE	1175	4/29/2015	4/30/2015	ACTIVE	C08	Storage			Battery			125			125	Partial Capacity	32		Group B	IMPERIAL	CA	SDGE	SDGE	Imperial Valley Substation 230 kV	9/1/2018	6/1/2026		NA	Complete	Complete	NA	Executed
QUARTZITE SOLAR 8	1198	4/28/2015	4/30/2015	ACTIVE	C08	Photovoltaic	Storage		Solar	Battery		150	75		150	Full Capacity		Off-Peak Deliverability		RIVERSIDE	CA	SCE	Eastern	Colorado River Substation 220kV	12/1/2020	12/21/2024		NA	Complete	Complete	NA	Executed
ARATINA SOLAR CENTER 1	1204	4/30/2015	4/30/2015	ACTIVE	C08	Photovoltaic	Storage		Solar	Battery		200	200		200	Partial Capacity	19	Off-Peak Deliverability	Group A	SAN BERNARDINO	CA	SCE	NOL	Kramer Substation 230kV	6/1/2020	6/1/2026		NA	Complete	Complete	NA	Executed
SIENNA SOLAR FARM	1207	4/30/2015	4/30/2015	ACTIVE	C08	Photovoltaic	Storage		Solar	Battery		200	200		200	Partial Capacity	93	Off-Peak Deliverability	Group D	SAN BERNARDINO	CA	SCE	NOL	Calcite Substation 230kV	6/1/2020	1/28/2027		NA	Complete	Complete	NA	Executed
ANTELOPE SOLAR 2	1208	4/30/2015	4/30/2015	ACTIVE	C08	Storage	Photovoltaic		Battery	Solar		358.88	423		650	Full Capacity		Off-Peak Deliverability		LOS ANGELES	CA	SCE	Northern	Antelope Substation 220kV	12/31/2018	11/27/2025		NA	Complete	Complete	NA	Executed
ROSAMOND SOUTH EAST	1211	4/30/2015	4/30/2015	ACTIVE	C08	Photovoltaic	Storage		Solar	Battery		100	92		101.70	Partial Capacity	90.46	Off-Peak Deliverability		KERN	CA	SCE	Northern	Whirlwind Substation 230kV	6/30/2018	5/15/2025		NA	Complete	Complete	NA	Executed

 California ISO				The California ISO Controlled Grid Generation Queue for All: Active																							Report Run Date: 04/29/2025					
						Generating Facility						Net MWs to Grid				Deliverability Status				Location		Point of Interconnection						Study Availability				
Project Name	Queue Position	Interconnection Request Receive Date	Queue Date	Application Status	Study Process	Type-1	Type-2	Type-3	Fuel-1	Fuel-2	Fuel-3	MW-1	MW-2	MW-3	MW Total	Full Capacity, Partial or Energy Only (FC/P/EO)	TPD Allocation Percentage	Off-Peak Deliverability and Economic Only	TPD Allocation Group	County	State	Utility	PTO Study Region	Station or Transmission Line	Proposed On-line Date (as filed with IR)	Current On-line Date	Suspension Status	Feasibility Study <i>or</i> Supplemental Review	System Impact Study <i>or</i> Phase I Cluster Study	Facilities Study (FAS) <i>or</i> Phase II Cluster Study	Optional Study (OS)	Interconnection Agreement Status
GOLDEN FIELDS SOLAR	1212	4/30/2015	4/30/2015	ACTIVE	C08	Storage			Batter y			100			100	Full Capacity		Off-Peak Deliverability		KERN	CA	SCE	Northern	Whirlwind Substation 230kV	6/30/2018	12/1/2026		NA	Complete	Complete	NA	Executed
RABBITBRUSH SOLAR	1215	4/28/2015	4/30/2015	ACTIVE	C08	Photovoltaic	Stora ge		Solar	Batter y		100	70		150	Full Capacity		Off-Peak Deliverability		KERN	CA	SCE	Northern	Whirlwind Substation 230kV	12/31/2019	4/1/2025		NA	Complete	Complete	NA	Executed
WILLOW SPRINGS SOLAR 4	1217	4/28/2015	4/30/2015	ACTIVE	C08	Storage			Batter y			75			75	Full Capacity		Off-Peak Deliverability		KERN	CA	SCE	Northern	Whirlwind Substation 230kV	12/31/2019	6/1/2026		NA	Complete	Complete	NA	Executed
AGUA CALIENTE SOLAR 2	1222	3/1/2016	3/8/2016	ACTIVE	ISP	Photovoltaic			Solar			20			20	Energy Only		Off-Peak Energy Only		MARICOPA	AZ	SDGE	SDGE	Hoodoo Wash Switchyard 500 kV	12/1/2016	12/1/2016		NA	Complete	Complete	NA	In Progress
DAYLIGHT	1223	4/22/2016	5/2/2016	ACTIVE	C09	Photovoltaic	Stora ge		Solar	Batter y		310.7070	300		300	Partial Capacity	60	Off-Peak Deliverability	Group B	KINGS	CA	PGAE	Fresno	Mustang 230 kV	12/31/2020	1/19/2028		NA	Complete	Complete	NA	Executed
PLUOT	1242	5/3/2016	5/2/2016	ACTIVE	C09	Photovoltaic	Stora ge		Solar	Batter y		254	225		246.40	Full Capacity		Off-Peak Deliverability	Group B	KINGS	CA	PGAE	Fresno	Gates 230 kV	4/5/2023	6/30/2026		NA	Complete	Complete	NA	Executed
POMEGRANATE	1243	5/3/2016	5/2/2016	ACTIVE	C09	Photovoltaic	Stora ge		Solar	Batter y		254	225		249.70	Full Capacity		Off-Peak Deliverability	Group A	KINGS	CA	PGAE	Fresno	Gates 230 kV	4/6/2022	12/20/2025		NA	Complete	Complete	NA	Executed
KYAN SOLAR	1260	4/27/2016	5/2/2016	ACTIVE	C09	Photovoltaic			Solar			102			100	Energy Only		Off-Peak Deliverability	Group B	KERN	CA	PGAE	Kern	Midway-Wheeler Ridge #2 230 kV Line	10/14/2020	9/3/2027		NA	Complete	Complete	NA	Executed
CORBY	1270	4/27/2016	5/2/2016	ACTIVE	C09	Storage			Batter y			313.50			300	Full Capacity				SOLANO	CA	PGAE	Northern	Vaca-Dixon 230 kV	12/1/2020	6/1/2027		NA	Complete	Complete	NA	Executed
KOLA	1275	4/26/2016	5/2/2016	ACTIVE	C09	Storage			Batter y			418			400	Full Capacity				ALAMEDA	CA	PGAE	Northern	Tesla 230 kV	12/1/2020	6/15/2025		NA	Complete	Complete	NA	Executed
MULQUEENEY RANCH WIND	1277	5/2/2016	5/2/2016	ACTIVE	C09	Wind Turbine			Wind Turbin e			114			20	Full Capacity		Off-Peak Deliverability		ALAMEDA	CA	PGAE	Northern	Tesla 230 kV	3/1/2020	6/1/2026		NA	Complete	Complete	NA	Executed
DAGGETT SOLAR 1	1312	4/28/2016	5/2/2016	ACTIVE	C09	Storage			Batter y			113.50			113.50	Full Capacity		Off-Peak Deliverability		SAN BERNARDINO	CA	SCE	NOL	Coolwater Substation 115kV	6/30/2020	6/1/2025		NA	Complete	Complete	NA	Executed
DAGGETT SOLAR 3	1314	4/28/2016	5/2/2016	ACTIVE	C09	Photovoltaic	Stora ge		Solar	Batter y		313.88	208		300	Full Capacity		Off-Peak Deliverability		SAN BERNARDINO	CA	SCE	NOL	Kramer Substation 230kV	6/30/2020	8/6/2023		NA	Complete	Complete	NA	Executed
WILLY 9	1319	4/25/2016	5/2/2016	ACTIVE	C09	Photovoltaic	Stora ge		Solar	Batter y		259.8420	250		250	Full Capacity		Off-Peak Deliverability		KERN	CA	SCE	Northern	Whirlwind Substation 230kV	12/31/2020	10/1/2024		NA	Complete	Complete	NA	Executed
SOLAR STAR 3	1322	4/25/2016	5/2/2016	ACTIVE	C09	Storage	Photo voltaic		Batter y	Solar		24.95	25		24	Full Capacity		Off-Peak Deliverability		KERN	CA	SCE	Northern	Whirlwind Substation 230kV	12/31/2021	9/29/2025		NA	Complete	Complete	NA	Executed

The contents of these pages are subject to change without notice. Decisions based on information contained within the California ISO's web site are the visitor's sole responsibility.




The California ISO Controlled Grid Generation Queue for All: Active


Report Run Date: 04/29/2025

						Generating Facility						Net MWs to Grid				Deliverability Status			Location		Point of Interconnection						Study Availability					
Project Name	Queue Position	Interconnection Request Receive Date	Queue Date	Application Status	Study Process	Type-1	Type-2	Type-3	Fuel-1	Fuel-2	Fuel-3	MW-1	MW-2	MW-3	MW Total	Full Capacity, Partial or Energy Only (FC/P/EO)	TPD Allocation Percentage	Off-Peak Deliverability and Economic Only	TPD Allocation Group	County	State	Utility	PTO Study Region	Station or Transmission Line	Proposed On-line Date (as filed with IR)	Current On-line Date	Suspension Status	Feasibility Study <i>or</i> Supplemental Review	System Impact Study <i>or</i> Phase I Cluster Study	Facilities Study (FAS) <i>or</i> Phase II Cluster Study	Optional Study (OS)	Interconnection Agreement Status
SOLAR STAR 4	1323	4/25/2016	5/2/2016	ACTIVE	C09	Storage	Photo voltaic		Batter y	Solar		24.95	25.05		24	Full Capacity		Off-Peak Deliverability		KERN	CA	SCE	Northern	Whirlwind Substation 230kV	12/31/2021	10/30/2025		NA	Complete	Complete	NA	Executed
CYCLONE SOLAR	1327	4/29/2016	5/2/2016	ACTIVE	C09	Photovoltaic	Stora ge		Solar	Batter y		40	25		40	Full Capacity		Off-Peak Deliverability		KERN	CA	SCE	Northern	Whirlwind Substation 230kV	7/1/2019	5/15/2025		NA	Complete	Complete	NA	Executed
PASTORIA SOLAR	1335	5/2/2016	5/2/2016	ACTIVE	C09	Photovoltaic	Stora ge		Solar	Batter y		106.8750	80		105.20	Partial Capacity	77	Off-Peak Deliverability		KERN	CA	SCE	Northern	Pastoria Substation 230kV	9/1/2019	12/1/2026		NA	Complete	Complete	NA	Executed
TAHOE	1339	4/29/2016	5/2/2016	ACTIVE	C09	Storage			Batter y			300			300	Partial Capacity	93	Off-Peak Deliverability		CLARK	NV	SCE	EOP	SCE owned Eldorado Bus 230kV	7/31/2019	5/1/2026		NA	Complete	Complete	NA	Executed
ROCCASECCA BESS	1347	5/2/2016	5/2/2016	ACTIVE	C09	Wind Turbine	Stora ge		Wind Turbin e	Batter y		310	95		303	Partial Capacity	41.78	Off-Peak Deliverability		CLARK	NV	GLW	None	Sloan Canyon Switching Station 230kV	7/31/2019	10/1/2026		NA	Complete	Complete	NA	Executed
ARAMIS POWER PLANT	1349	4/28/2017	5/1/2017	ACTIVE	C10	Photovoltaic	Stora ge		Solar	Batter y		101.40	101.30		100	Full Capacity		Off-Peak Deliverability	Group 2	ALAMEDA	CA	PGAE	Northern	Cayetano 230 kV	12/31/2020	12/31/2025		NA	Complete	Complete	NA	Executed
SAND HILL C	1363	4/29/2017	5/1/2017	ACTIVE	C10	Wind Turbine			Wind Turbin e			84.25			80.80	Full Capacity		Off-Peak Deliverability		ALAMEDA	CA	PGAE	Northern	Delta Switching Yard-Tesla 230 kV Line	12/31/2019	4/28/2025		NA	Complete	Complete	NA	Executed
GONZAGA WIND FARM	1378	4/27/2017	5/1/2017	ACTIVE	C10	Wind Turbine			Wind Turbin e			80			76.35	Partial Capacity	66.50	Off-Peak Deliverability	Group 2	MERCED	CA	PGAE	Fresno	Los Banos 70 kV	10/9/2020	3/31/2026		NA	Complete	Complete	NA	Executed
HEARTLAND 1	1379	4/26/2017	5/1/2017	ACTIVE	C10	Photovoltaic			Solar			156.04			150	Energy Only		Off-Peak Deliverability		FRESNO	CA	PGAE	Fresno	Tranquility 230 kV	9/1/2021	6/30/2028		NA	Complete	Complete	NA	Executed
HEARTLAND 2	1380	4/26/2017	5/1/2017	ACTIVE	C10	Photovoltaic			Solar			156.05			150	Energy Only		Off-Peak Deliverability		FRESNO	CA	PGAE	Fresno	Tranquility 230 kV	9/1/2021	6/30/2028		NA	Complete	Complete	NA	Executed
LAS CAMAS 1	1382	4/29/2017	5/1/2017	ACTIVE	C10	Photovoltaic	Stora ge		Solar	Batter y		102.50	100		100	Partial Capacity	10	Off-Peak Energy Only	Group D	MERCED	CA	PGAE	Fresno	Los Banos 230 kV	11/30/2021	5/7/2025		NA	Complete	Complete	NA	Executed
REDUX SOLAR	1389	5/1/2017	5/1/2017	ACTIVE	C10	Photovoltaic	Stora ge		Solar	Batter y		128.24	61.25		125	Full Capacity		Off-Peak Deliverability	Group 2b	FRESNO	CA	PGAE	Fresno	Gates 230 kV	12/30/2020	12/15/2024		NA	Complete	Complete	NA	Executed
SONRISA	1391	4/29/2017	5/1/2017	ACTIVE	C10	Photovoltaic	Stora ge		Solar	Batter y		200	184		200	Partial Capacity	91	Off-Peak Deliverability	Group 1	FRESNO	CA	PGAE	Fresno	Tranquility 230 kV	11/30/2021	12/31/2025		NA	Complete	Complete	NA	Executed
DRIFTWOOD STELLA	1394	4/29/2017	5/1/2017	ACTIVE	C10	Photovoltaic	Stora ge		Solar	Batter y		207.40	184		200	Energy Only		Off-Peak Deliverability	Group D	KERN	CA	PGAE	Kern	Midway 115 kV	11/30/2021	11/1/2026		NA	Complete	Complete	NA	Executed

The contents of these pages are subject to change without notice. Decisions based on information contained within the California ISO's web site are the visitor's sole responsibility.

 California ISO				The California ISO Controlled Grid Generation Queue for All: Active																									Report Run Date: 04/29/2025			
						Generating Facility						Net MWs to Grid				Deliverability Status				Location		Point of Interconnection						Study Availability				
Project Name	Queue Position	Interconnection Request Receive Date	Queue Date	Application Status	Study Process	Type-1	Type-2	Type-3	Fuel-1	Fuel-2	Fuel-3	MW-1	MW-2	MW-3	MW Total	Full Capacity, Partial or Energy Only (FC/P/EO)	TPD Allocation Percentage	Off-Peak Deliverability and Economic Only	TPD Allocation Group	County	State	Utility	PTO Study Region	Station or Transmission Line	Proposed On-line Date (as filed with IR)	Current On-line Date	Suspension Status	Feasibility Study <i>or</i> Supplemental Review	System Impact Study <i>or</i> Phase I Cluster Study	Facilities Study (FAS) <i>or</i> Phase II Cluster Study	Optional Study (OS)	Interconnection Agreement Status
SANDRINI SOL 1	1397	4/29/2017	5/1/2017	ACTIVE	C10	Photovoltaic	Storage		Solar	Battery		100	92		100	Partial Capacity	62	Off-Peak Deliverability		KERN	CA	PGAE	Kern	Wheeler Ridge 70 kV	11/30/2021	12/31/2025		NA	Complete	Complete	NA	Executed
ATLAS COMPLEX	1402	4/28/2017	5/1/2017	ACTIVE	C10	Storage	Photovoltaic		Battery	Solar		1920	3200		3200	Partial Capacity	66	Off-Peak Deliverability	Group A	LA PAZ	AZ	DCRT	Eastern	Delaney-Colorado River 500 kV Line	12/31/2020	10/31/2027		NA	Complete	Complete	NA	Executed
ATHOS POWER PLANT	1405	4/28/2017	5/1/2017	ACTIVE	C10	Photovoltaic	Storage		Solar	Battery		458	450		450	Full Capacity		Off-Peak Deliverability	Group A	RIVERSIDE	CA	SCE	Eastern	Red Bluff Substation 230kV	12/31/2020	5/1/2025		NA	Complete	Complete	NA	Executed
BALDY MESA	1413	4/29/2017	5/1/2017	ACTIVE	C10	Storage	Photovoltaic		Battery	Solar		75	150		100	Partial Capacity	94	Off-Peak Deliverability		SAN BERNARDINO	CA	SCE	NOL	Roadway Substation 115kV bus	12/31/2020	2/3/2025		NA	Complete	Complete	NA	Executed
CAMINO SOLAR	1419	4/27/2017	5/1/2017	ACTIVE	C10	Photovoltaic	Storage		Solar	Battery		44.88	13.40		54.28	Full Capacity		Off-Peak Deliverability		KERN	CA	SCE	Northern	Whirlwind Substation 230kV	8/15/2020	12/31/2027		NA	Complete	Complete	NA	Executed
MOUNT LAGUNA WIND 2	1429	4/28/2017	5/1/2017	ACTIVE	C10	Wind Turbine			Wind Turbine			400			400	Energy Only		Off-Peak Deliverability		SAN DIEGO	CA	SDGE	SDGE	Suncrest - Ocotillo 500 kV Line	6/1/2020	2/5/2031		NA	Complete	Complete	NA	Executed
STARLIGHT SOLAR	1432	5/1/2017	5/1/2017	ACTIVE	C10	Photovoltaic	Storage		Solar	Battery		20	17.40		20	Partial Capacity	87	Off-Peak Deliverability		SAN DIEGO	CA	SDGE	None	Boulevard East Substation 69 kV	6/1/2020	5/1/2026		NA	Complete	Complete	NA	Executed
VIKTORIA SOLAR	1435	4/24/2017	5/1/2017	ACTIVE	C10	Photovoltaic	Storage		Solar	Battery		250	250		250	Energy Only		Off-Peak Deliverability		YUMA	AZ	SDGE	SDGE	Hoodoo Wash Switchyard 500 kV	12/31/2020	3/6/2026		NA	Complete	Complete	NA	Executed
AJO POWER BANK	1442	4/5/2018	4/16/2018	ACTIVE	C11	Storage			Battery			124.30			120	Full Capacity				SANTA CLARA	CA	PGAE	Northern	Llagas-Gilroy Foods 115 kV line	12/1/2020	1/1/2028		NA	Complete	Complete	NA	Executed
ANGELA	1443	4/13/2018	4/16/2018	ACTIVE	C11	Photovoltaic	Storage		Solar	Battery		40	20		40	Partial Capacity	65	Off-Peak Deliverability	Group 2a	TULARE	CA	PGAE	Kern	Olive 115 kV	11/30/2021	12/15/2025		NA	Complete	Complete	NA	Executed
SALOON ENERGY STORAGE	1444	4/4/2018	4/16/2018	ACTIVE	C11	Storage			Battery			150			150	Partial Capacity	54	Off-Peak Deliverability		COLUSA	CA	PGAE	Northern	Cortina 115 kV	12/1/2022	7/13/2027		NA	Complete	Complete	NA	Executed
HUMMINGBIRD ENERGY STORAGE	1454	4/9/2018	4/16/2018	ACTIVE	C11	Storage			Battery			75			75	Full Capacity			Group 1a	SANTA CLARA	CA	PGAE	Northern	Metcalf 115 kV	12/31/2020	5/23/2025		NA	Complete	Complete	NA	Executed
JANUS	1455	4/12/2018	4/16/2018	ACTIVE	C11	Storage	Photovoltaic		Battery	Solar		80	83.54		80	Full Capacity		Off-Peak Deliverability		COLUSA	CA	PGAE	Northern	Cortina 60 kV	12/31/2021	6/1/2026		NA	Complete	Complete	NA	Executed
LAS CAMAS 3	1456	4/10/2018	4/16/2018	ACTIVE	C11	Photovoltaic	Storage		Solar	Battery		102.50	100		100	Partial Capacity	10	Off-Peak Energy Only	Group D	MERCED	CA	PGAE	Fresno	Los Banos 230 kV	11/30/2022	8/30/2025		NA	Complete	Complete	NA	Executed

 California ISO				The California ISO Controlled Grid Generation Queue for All: Active																									Report Run Date: 04/29/2025				
						Generating Facility						Net MWs to Grid				Deliverability Status				Location		Point of Interconnection						Study Availability					
Project Name	Queue Position	Interconnection Request Receive Date	Queue Date	Application Status	Study Process	Type-1	Type-2	Type-3	Fuel-1	Fuel-2	Fuel-3	MW-1	MW-2	MW-3	MW Total	Full Capacity, Partial or Energy Only (FC/P/EO)	TPD Allocation Percentage	Off-Peak Deliverability and Economic Only	TPD Allocation Group	County	State	Utility	PTO Study Region	Station or Transmission Line	Proposed On-line Date (as filed with IR)	Current On-line Date	Suspension Status	Feasibility Study <i>or</i> Supplemental Review	System Impact Study <i>or</i> Phase I Cluster Study	Facilities Study (FAS) <i>or</i> Phase II Cluster Study	Optional Study (OS)	Interconnection Agreement Status	
MILPA POWER BANK	1457	4/9/2018	4/16/2018	ACTIVE	C11	Storage			Batter y			3			3	Full Capacity				SANTA CLARA	CA	PGAE	Northern	Los Esteros 115 kV	12/1/2020	4/29/2025		NA	Complete	Complete	NA		
MULQUEENEY RANCH WIND 2	1459	4/12/2018	4/16/2018	ACTIVE	C11	Wind Turbine			Wind Turbin e			62.50			60	Full Capacity		Off-Peak Deliverability	Group 2b	ALAMEDA	CA	PGAE	Northern	Tesla 230 kV	12/15/2021	11/30/2024		NA	Complete	Complete	NA	Executed	
RECLAIMED WIND	1461	4/4/2018	4/16/2018	ACTIVE	C11	Storage			Batter y			114.40			90.70	Full Capacity		Off-Peak Deliverability	Group A	ALAMEDA	CA	PGAE	Northern	Kelso-Tesla Tap 230 kV	12/31/2020	4/4/2025		NA	Complete	Complete	NA	Executed	
SOLANO 4 WIND	1463	4/4/2018	4/16/2018	ACTIVE	C11	Wind Turbine			Wind Turbin e			92.3540			90.80	Full Capacity		Off-Peak Deliverability	Group 1	SOLANO	CA	PGAE	Northern	Birds Landing 230 kV	3/31/2023	5/31/2025		NA	Complete	Complete	NA	Executed	
CABALLERO STORAGE	1470	4/13/2018	4/16/2018	ACTIVE	C11	Storage			Batter y			106.20			99.70	Full Capacity			Group 2a	SAN LUIS OBISPO	CA	PGAE	Kern	Mesa 230 kV	12/1/2021	11/15/2024		NA	Complete	Complete	NA	Executed	
KEY STORAGE 1	1479	4/11/2018	4/16/2018	ACTIVE	C11	Storage			Batter y			309.30			300.10	Full Capacity			Group 3	FRESNO	CA	PGAE	Fresno	Gates 500 kV	12/1/2022	10/1/2026		NA	Complete	Complete	NA	Executed	
TEPONA OFF-SHORE WIND	1491	4/14/2018	4/16/2018	ACTIVE	C11	Wind Turbine			Wind Turbin e			161.9250			156	Energy Only		Off-Peak Energy Only	Group 3	HUMBOLDT	CA	PGAE	Northern	Humboldt 115 kV	10/1/2024	10/1/2034		NA	Complete	Complete	NA		
AZALEA	1493	4/16/2018	4/16/2018	ACTIVE	C11	Photovoltaic	Stora ge		Solar	Batter y		61.30	38		60	Partial Capacity	70	Off-Peak Deliverability		KERN	CA	PGAE	Kern	Arco 70 kV	11/1/2022	7/20/2025		NA	Complete	Complete	NA	Executed	
CHALAN SOLAR	1495	4/13/2018	4/16/2018	ACTIVE	C11	Storage	Photo voltaic		Batter y	Solar		25.20	66.60		64.90	Full Capacity		Off-Peak Deliverability	Group 1a	KERN	CA	PGAE	Kern	Arco 230 kV	12/1/2021	2/20/2025		NA	Complete	Complete	NA	Executed	
DESCENDANT RANCH 1	1496	4/11/2018	4/16/2018	ACTIVE	C11	Storage	Photo voltaic		Batter y	Solar		510	513.50		500	Partial Capacity	9.60	Off-Peak Deliverability	Group 1b	COLUSA	CA	PGAE	Northern	Delevan 230 kV	12/1/2023	6/21/2025		NA	Complete	Complete	NA	Executed	
JASMINE	1499	4/16/2018	4/16/2018	ACTIVE	C11	Photovoltaic	Stora ge		Solar	Batter y		71.1610	70		70	Partial Capacity	92	Off-Peak Deliverability		KERN	CA	PGAE	Kern	Lakeview 70 kV	11/1/2022	8/31/2026		NA	Complete	Complete	NA	Executed	
PROSPECT ENERGY STORAGE	1507	4/16/2018	4/16/2018	ACTIVE	C11	Storage			Batter y			58.75			49.90	Full Capacity			Group 1	SACRAMENT O	CA	PGAE	Northern	Gold Hill 60 kV	6/1/2022	3/31/2026	Suspended	NA	Complete	Complete	NA	Executed	
BELLEFIELD SOLAR FARM	1510	4/16/2018	4/16/2018	ACTIVE	C11	Photovoltaic	Stora ge		Solar	Batter y		500	500		500	Full Capacity		Off-Peak Deliverability	Group 3	KERN	CA	SCE	Northern	Windhub Substation 230kV	10/1/2022	6/1/2025		NA	Complete	Complete	NA	Executed	
REXFORD SOLAR FARM	1516	4/16/2018	4/16/2018	ACTIVE	C11	Photovoltaic	Stora ge		Solar	Batter y		300	240		300	Full Capacity		Off-Peak Deliverability	Group 3	TULARE	CA	SCE	Northern	Vestal Substation 230kV	10/1/2022	12/20/2024		NA	Complete	Complete	NA	Executed	

 California ISO				The California ISO Controlled Grid Generation Queue for All: Active																							Report Run Date: 04/29/2025					
						Generating Facility						Net MWs to Grid				Deliverability Status				Location		Point of Interconnection						Study Availability				
Project Name	Queue Position	Interconnection Request Receive Date	Queue Date	Application Status	Study Process	Type-1	Type-2	Type-3	Fuel-1	Fuel-2	Fuel-3	MW-1	MW-2	MW-3	MW Total	Full Capacity, Partial or Energy Only (FC/P/EO)	TPD Allocation Percentage	Off-Peak Deliverability and Economic Only	TPD Allocation Group	County	State	Utility	PTO Study Region	Station or Transmission Line	Proposed On-line Date (as filed with IR)	Current On-line Date	Suspension Status	Feasibility Study <i>or</i> Supplemental Review	System Impact Study <i>or</i> Phase I Cluster Study	Facilities Study (FAS) <i>or</i> Phase II Cluster Study	Optional Study (OS)	Interconnection Agreement Status
SANBORN SOLAR 2	1518	4/13/2018	4/16/2018	ACTIVE	C11	Photovoltaic	Storage		Solar	Battery		334	372.50		500	Full Capacity		Off-Peak Deliverability		KERN	CA	SCE	Northern	Windhub Substation 230kV	12/31/2022	10/1/2025		NA	Complete	Complete	NA	Executed
BALDY MESA 2	1519	4/15/2018	4/16/2018	ACTIVE	C11	Photovoltaic	Storage		Solar	Battery		50	75		100	Partial Capacity	94	Off-Peak Deliverability	Group 2	SAN BERNARDINO	CA	SCE	NOL	Roadway Substation 115kV	12/15/2021	2/3/2025		NA	Complete	Complete	NA	Executed
ARIDA SOLAR FARM	1522	4/16/2018	4/16/2018	ACTIVE	C11	Storage	Photovoltaic		Battery	Solar		370	370		370	Full Capacity		Off-Peak Deliverability		CLARK	NV	SCE	EOP	Mohave Substation 500kV	10/1/2022	9/15/2027		NA	Complete	Complete	NA	
WINDY WASH SOLAR	1528	4/13/2018	4/16/2018	ACTIVE	C11	Photovoltaic			Solar			79			79	Energy Only		Off-Peak Deliverability		RIVERSIDE	CA	SCE	Eastern	Devers Substation 220kV	6/30/2021	12/31/2022		NA	Complete	Complete	NA	
CENTENNIAL FLATS	1529	4/17/2018	4/16/2018	ACTIVE	C11	Photovoltaic	Storage		Solar	Battery		500	250		500	Partial Capacity	83.46	Off-Peak Deliverability		LA PAZ	AZ	DCRT	Eastern	Delaney-Colorado River 500 kV Line	12/15/2022	6/22/2025		NA	Complete	Complete	NA	Executed
BATERIA DEL SUR	1531	4/16/2018	4/16/2018	ACTIVE	C11	Storage			Battery			350			350	Full Capacity			Group A	IMPERIAL	CA			Imperial Valley Substation 230 kV	5/1/2022	6/1/2025		NA	Complete	Complete	NA	Executed
KETTLE SOLAR ONE	1532	4/16/2018	4/16/2018	ACTIVE	C11	Photovoltaic	Storage		Solar	Battery		90	90		90	Full Capacity		Off-Peak Deliverability		SAN DIEGO	CA	SDGE	SDGE	Carrizo Gorge Switchyard 138 kV	12/1/2020	10/31/2026		NA	Complete	Complete	NA	Executed
VULCAN	1534	4/11/2018	4/16/2018	ACTIVE	C11	Storage	Photovoltaic		Battery	Solar		28.80	225		250	Energy Only		Off-Peak Deliverability	Group B	MARICOPA	AZ	SDGE	SDGE	Hassayampa Common Bus 500 kV	5/1/2021	12/31/2027		NA	Complete	Complete	NA	
IRVING STORAGE	1539	3/5/2019	5/7/2019	ACTIVE	ISP	Storage			Battery			782.79			750	Full Capacity				MONTEREY	CA	PGAE	Northern	Moss Landing 500 kV	12/1/2022	11/30/2025		NA	Complete	Complete	NA	Executed
TANAGER STORAGE	1550	4/2/2019	4/15/2019	ACTIVE	C12	Storage			Battery			200			200	Full Capacity			Group 2	SANTA CLARA	CA	PGAE	Northern	Los Esteros 230 kV	6/30/2023	4/1/2025		NA	Complete	Complete	NA	Executed
CORMORANT STORAGE	1552	4/2/2019	4/15/2019	ACTIVE	C12	Storage			Battery			250			250	Full Capacity			Group 2	SAN FRANCISCO	CA	PGAE	Northern	Martin 115 kV	6/30/2023	3/14/2025		NA	Complete	Complete	NA	Executed
JEWELFLOWER STORAGE	1553	4/5/2019	4/15/2019	ACTIVE	C12	Storage			Battery			354.88			350	Full Capacity			Group 3	SANTA CLARA	CA	PGAE	Northern	Metcalf 230 kV	12/31/2022	3/27/2025		NA	Complete	Complete	NA	
NOOSA ENERGY STORAGE	1557	4/15/2019	4/15/2019	ACTIVE	C12	Storage			Battery			99			99	Full Capacity			Group 3	SAN JOAQUIN	CA	PGAE	Northern	Ripon 115 kV	12/16/2022	5/1/2025		NA	Complete	Complete	NA	Executed
DYNAMO SOLAR	1565	4/8/2019	4/15/2019	ACTIVE	C12	Photovoltaic			Solar			24.50			24.50	Full Capacity		Off-Peak Deliverability	Group 3	NAPA	CA	PGAE	Northern	Tulucay 60 kV	6/30/2023	11/21/2025		NA	Complete	Complete	NA	Executed



The California ISO Controlled Grid Generation Queue for All: Active

Report Run Date: 04/29/2025

						Generating Facility						Net MWs to Grid				Deliverability Status				Location		Point of Interconnection						Study Availability				
Project Name	Queue Position	Interconnection Request Receive Date	Queue Date	Application Status	Study Process	Type-1	Type-2	Type-3	Fuel-1	Fuel-2	Fuel-3	MW-1	MW-2	MW-3	MW Total	Full Capacity, Partial or Energy Only (FC/P/EO)	TPD Allocation Percentage	Off-Peak Deliverability and Economic Only	TPD Allocation Group	County	State	Utility	PTO Study Region	Station or Transmission Line	Proposed On-line Date (as filed with IR)	Current On-line Date	Suspension Status	Feasibility Study <i>or</i> Supplemental Review	System Impact Study <i>or</i> Phase I Cluster Study	Facilities Study (FAS) <i>or</i> Phase II Cluster Study	Optional Study (OS)	Interconnection Agreement Status
AIR STATION 1	1568	4/16/2019	4/15/2019	ACTIVE	C12	Photovoltaic	Storage		Solar	Battery		21.05	21.05		40	Energy Only		Off-Peak Energy Only	Other	KINGS	CA	PG&E	Fresno	Henrietta-Lemoore NAS 70 kV	12/31/2021	12/31/2021		NA	Complete	Complete	NA	In Progress
KINGSROAD HYBRID SOLAR	1587	4/16/2019	4/15/2019	ACTIVE	C12	Storage	Photovoltaic		Battery	Solar		101.78	101.78		100	Energy Only		Off-Peak Energy Only	Group 2a	KERN	CA	PG&E	Kern	Arco 230 kV	11/30/2023	1/15/2026		NA	Complete	Complete	NA	Executed
PELICANS JAW HYBRID SOLAR	1593	4/9/2019	4/15/2019	ACTIVE	C12	Storage	Photovoltaic		Battery	Solar		500	500		500	Partial Capacity	47.80	Off-Peak Energy Only	Group A	KINGS	CA	PG&E	Fresno	Gates-Midway 230 kV Line	11/30/2022	1/24/2028		NA	Complete	Complete	NA	Executed
BUTTONBUSH SOLAR HYBRID ENERGY CENTER	1596	4/1/2019	4/15/2019	ACTIVE	C12	Storage	Photovoltaic		Battery	Solar		818	818		800	Full Capacity		Off-Peak Deliverability	Group 3	KERN	CA	PG&E	Kern	Midway 500 kV	11/1/2025	12/1/2026		NA	Complete	Complete	NA	Executed
ARATINA SOLAR CENTER 2	1604	4/1/2019	4/15/2019	ACTIVE	C12	Storage	Photovoltaic		Battery	Solar		200	200		200	Partial Capacity	56.50	Off-Peak Deliverability	Group 1a	KERN	CA	SCE	NOL	Kramer Substation 230kV	6/1/2022	7/1/2026		NA	Complete	Complete	NA	Executed
AVOCET STORAGE	1608	4/1/2019	4/15/2019	ACTIVE	C12	Storage			Battery			200			200	Full Capacity			Group 2	LOS ANGELES	CA	SCE	Metro	Hinson Substation 230kV	6/30/2023	4/15/2026		NA	Complete	Complete	NA	Executed
COMMERCE ENERGY STORAGE	1611	4/9/2019	4/15/2019	ACTIVE	C12	Storage			Battery			250			250	Full Capacity			Group 3	LOS ANGELES	CA	SCE	Metro	Laguna Bell Substation 230kV	1/1/2023	6/1/2026		NA	Complete	Complete	NA	Executed
KESTREL STORAGE	1615	4/1/2019	4/15/2019	ACTIVE	C12	Storage			Battery			200			200	Full Capacity			Group 3	LOS ANGELES	CA	SCE	Metro	Walnut Substation 220kV	6/30/2023	5/31/2025		NA	Complete	Complete	NA	Executed
LOCKHART SOLAR 2	1617	4/5/2019	4/15/2019	ACTIVE	C12	Storage	Photovoltaic		Battery	Solar		59.70	105		150	Full Capacity		Off-Peak Deliverability	Group B	SAN BERNARDINO	CA	SCE	NOL	Kramer Substation 230kV	12/1/2022	4/1/2026		NA	Complete	Complete	NA	Executed
GOLDBACK SOLAR CENTER	1619	4/12/2019	4/15/2019	ACTIVE	C12	Storage			Battery			500			500	Full Capacity		Off-Peak Deliverability	Group 3	VENTURA	CA	SCE	Northern	Moorpark Substation 230 kV	6/1/2023	3/31/2026		NA	Complete	Complete	NA	Executed
ANGELENO SOLAR FARM	1625	3/31/2019	4/15/2019	ACTIVE	C12	Storage	Photovoltaic		Battery	Solar		1150	1150		1150	Full Capacity		Off-Peak Deliverability	Group 3	LOS ANGELES	CA	SCE	Northern	Vincent Substation 500kV	6/1/2023	4/1/2026		NA	Complete	Complete	NA	Executed
HUMIDOR STORAGE 1	1629	4/11/2019	4/15/2019	ACTIVE	C12	Storage			Battery			305			300	Full Capacity			Group 3	LOS ANGELES	CA	SCE	Northern	Vincent Substation 230 kV	12/1/2021	8/1/2025		NA	Complete	Complete	NA	Executed



The California ISO Controlled Grid Generation Queue for All: Active

Report Run Date: 04/29/2025

						Generating Facility						Net MWs to Grid				Deliverability Status				Location		Point of Interconnection						Study Availability				
Project Name	Queue Position	Interconnection Request Receive Date	Queue Date	Application Status	Study Process	Type-1	Type-2	Type-3	Fuel-1	Fuel-2	Fuel-3	MW-1	MW-2	MW-3	MW Total	Full Capacity, Partial or Energy Only (FC/P/EO)	TPD Allocation Percentage	Off-Peak Deliverability and Economic Only	TPD Allocation Group	County	State	Utility	PTO Study Region	Station or Transmission Line	Proposed On-line Date (as filed with IR)	Current On-line Date	Suspension Status	Feasibility Study <i>or</i> Supplemental Review	System Impact Study <i>or</i> Phase I Cluster Study	Facilities Study (FAS) <i>or</i> Phase II Cluster Study	Optional Study (OS)	Interconnection Agreement Status
BELLEFIELD 2 SOLAR FARM	1631	4/1/2019	4/15/2019	ACTIVE	C12	Storage	Photo voltai c		Batter y	Solar		500	500		500	Full Capacity		Off-Peak Deliverability	Group 2a	KERN	CA	SCE	Northern	Windhub Substation 220kV	10/1/2022	9/1/2024		NA	Complete	Complete	NA	Executed
SANBORN HYBRID 3	1632	4/5/2019	4/15/2019	ACTIVE	C12	Storage	Photo voltai c		Batter y	Solar		671.55	778.5456		1400	Full Capacity		Off-Peak Deliverability	Group 3	KERN	CA	SCE	Northern	Windhub Substation 500kV	12/1/2023	7/1/2026		NA	Complete	Complete	NA	Executed
CALYPSO SOLAR	1636	4/4/2019	4/15/2019	ACTIVE	C12	Storage	Photo voltai c		Batter y	Solar		400	400		400	Energy Only		Off-Peak Energy Only	Group D	RIVERSIDE	CA	SCE	Eastern	Colorado River Substation 230kV	12/1/2023	10/28/2031		NA	Complete	Complete	NA	Executed
OBERON	1642	4/2/2019	4/15/2019	ACTIVE	C12	Storage	Photo voltai c		Batter y	Solar		518.40	518.40		500	Partial Capacity	51.06	Off-Peak Deliverability	Group 2a	RIVERSIDE	CA	SCE	Eastern	Red Bluff Substation 500kV	12/31/2022	4/15/2026		NA	Complete	Complete	NA	Executed
LYCAN SOLAR	1643	4/4/2019	4/15/2019	ACTIVE	C12	Photovoltaic	Stora ge		Solar	Batter y		400	400		400	Full Capacity		Off-Peak Energy Only	Group B	RIVERSIDE	CA	SCE	Eastern	Red Bluff Substation 500kV	12/1/2023	4/1/2030		NA	Complete	Complete	NA	Executed
MENIFEE POWER BANK	1645	4/10/2019	4/15/2019	ACTIVE	C12	Storage			Batter y			680			680	Full Capacity			Other	RIVERSIDE	CA	SCE	Eastern	Valley Substation 500kV	12/1/2022	10/1/2025		NA	Complete	Complete	NA	Executed
DOUBLE BUTTE STORAGE	1646	4/5/2019	4/15/2019	ACTIVE	C12	Storage			Batter y			507.60			500	Full Capacity			Group A	RIVERSIDE	CA	SCE	Eastern	Valley Substation 500 kV	12/31/2022	7/1/2030		NA	Complete	Complete	NA	Executed
ARIDA 2 SOLAR FARM	1647	4/2/2019	4/15/2019	ACTIVE	C12	Storage	Photo voltai c		Batter y	Solar		700	700		700	Full Capacity		Off-Peak Deliverability	Group 3	CLARK	NV	SCE	EOP	Mohave Substation 500kV	10/1/2022	12/30/2027		NA	Complete	Complete	NA	
BONANZA SOLAR	1649	4/5/2019	4/15/2019	ACTIVE	C12	Storage	Photo voltai c		Batter y	Solar		300	300		300	Partial Capacity	73.71	Off-Peak Deliverability	Group B	CLARK/NYE	NV	GLW	EOP	Innovation Substation 230 kV	12/1/2023	9/30/2028		NA	Complete	Complete	NA	Executed
ROUGH HAT HYBRID SOLAR	1650	4/15/2019	4/15/2019	ACTIVE	C12	Photovoltaic	Stora ge		Solar	Batter y		204	200		200	Full Capacity		Off-Peak Deliverability	Group A	NYE	NV	GLW	EOP	Trout Canyon Substation 230 kV	11/30/2022	7/31/2028		NA	Complete	Complete	NA	Executed
YELLOW PINE 3	1654	4/9/2019	4/15/2019	ACTIVE	C12	Photovoltaic	Stora ge		Solar	Batter y		261.9540	254.98		250	Full Capacity		Off-Peak Deliverability	Group B	CLARK	NV	GLW	EOP	Trout Canyon Substation 230 kV	3/15/2025	12/31/2027		NA	Complete	Complete	NA	Executed
BONANZA PEAK SOLAR FARM	1655	4/12/2019	4/12/2019	ACTIVE	C12	Storage	Photo voltai c		Batter y	Solar		200	441		400	Full Capacity		Off-Peak Deliverability	Group D	CLARK/NYE	NV	GLW	EOP	Trout Canyon Substation 230 kV	12/16/2022	12/31/2027		NA	Complete	Complete	NA	Executed

The contents of these pages are subject to change without notice. Decisions based on information contained within the California ISO's web site are the visitor's sole responsibility.




The California ISO Controlled Grid Generation Queue for All: Active

Report Run Date: 04/29/2025

						Generating Facility						Net MWs to Grid				Deliverability Status			Location		Point of Interconnection						Study Availability					
Project Name	Queue Position	Interconnection Request Receive Date	Queue Date	Application Status	Study Process	Type-1	Type-2	Type-3	Fuel-1	Fuel-2	Fuel-3	MW-1	MW-2	MW-3	MW Total	Full Capacity, Partial or Energy Only (FC/P/EO)	TPD Allocation Percentage	Off-Peak Deliverability and Economic Only	TPD Allocation Group	County	State	Utility	PTO Study Region	Station or Transmission Line	Proposed On-line Date (as filed with IR)	Current On-line Date	Suspension Status	Feasibility Study <i>or</i> Supplemental Review	System Impact Study <i>or</i> Phase I Cluster Study	Facilities Study (FAS) <i>or</i> Phase II Cluster Study	Optional Study (OS)	Interconnection Agreement Status
SANDPIPER STORAGE	1657	4/2/2019	4/15/2019	ACTIVE	C12	Storage			Batter y			200			200	Partial Capacity	50		Group 2a	ORANGE	CA	SDGE	SDGE	Talega Substation 138 kV	6/30/2023	4/15/2026		NA	Complete	Complete	NA	Executed
CIMARRON WIND	1660	3/29/2019	4/15/2019	ACTIVE	C12	Wind Turbine			Wind Turbin e			352.50			300	Full Capacity		Off-Peak Deliverability	Group A	TECATE	MX	SDGE	SDGE	East County Substation 230 kV	12/31/2023	12/31/2025		NA	Complete	Complete	NA	Executed
VENTASSO ENERGY STORAGE	1662	4/6/2019	4/15/2019	ACTIVE	C12	Storage			Batter y			50.7740			50	Full Capacity			Group 3	SAN DIEGO	CA			El Cajon Substation 69 kV	11/30/2022	9/30/2025		NA	Complete	Complete	NA	Executed
HOODINI	1663	4/13/2019	4/15/2019	ACTIVE	C12	Storage	Photo voltai c		Batter y	Solar		450	459.54		450	Energy Only		Off-Peak Deliverability	Group 3	YUMA	AZ	SDGE	SDGE	Hoodoo Wash Switchyard 500 kV	5/31/2023	1/31/2028		NA	Complete	Complete	NA	
VOLTA DE MEXICALI	1664	3/29/2019	4/15/2019	ACTIVE	C12	Storage			Batter y			500			500	Energy Only			Group 3	SONORA	MX			Imperial Valley Substation 230 kV	12/31/2021	3/10/2035		NA	Complete	Complete	NA	
KINGSLEY SOLAR FARM	1665	4/1/2019	4/15/2019	ACTIVE	C12	Storage	Photo voltai c		Batter y	Solar		360	360		360	Partial Capacity	20.60	Off-Peak Deliverability	Group D	IMPERIAL	CA	SDGE	SDGE	Imperial Valley Substation 230 kV	6/1/2023	1/31/2030		NA	Complete	Complete	NA	Executed
SUNRISE BUTTE	1667	4/12/2019	4/15/2019	ACTIVE	C12	Photovoltaic	Stora ge		Solar	Batter y		0	150		150	Energy Only		Off-Peak Deliverability	Group 3	IMPERIAL	CA	SDGE	SDGE	Imperial Valley Substation 230 kV	12/31/2022	11/18/2029		NA	Complete	Complete	NA	Executed
POME BESS	1669	4/13/2019	4/15/2019	ACTIVE	C12	Storage			Batter y			100			100	Full Capacity			Group 3	SAN DIEGO	CA	SDGE	SDGE	Pomerado Substation 69 kV	5/31/2023	5/6/2025		NA	Complete	Complete	NA	Executed
MARINE DEPOT	1671	4/16/2019	4/15/2019	ACTIVE	C12	Storage			Batter y			26.60			25	Energy Only			Other	SAN DIEGO	CA	SDGE	SDGE	Point Loma Substation 69 kV	12/31/2021	10/20/2026		NA	Complete	Complete	NA	
NIGHTHAWK STORAGE	1673	4/2/2019	4/15/2019	ACTIVE	C12	Storage			Batter y			300			300	Full Capacity			Group 2	SAN DIEGO	CA	SDGE	SDGE	Sycamore Canyon Substation 138 kV	6/30/2023	3/31/2025		NA	Complete	Complete	NA	Executed
HARQUAHALA SUNRISE	1678	3/13/2020	4/15/2020	ACTIVE	C13	Storage	Photo voltai c		Batter y	Solar		308.9260	308.9260		300	Full Capacity		Off-Peak Deliverability	Other	MARICOPA	AZ	DCRT	Eastern	Delaney Substation 500 kV	4/1/2022	4/1/2030		NA	Complete	Complete	NA	
AQUEDUCT ENERGY STORAGE	1683	4/15/2020	4/15/2020	ACTIVE	C13	Storage			Batter y			102.25			100	Energy Only		Off-Peak Deliverability	Group D	CONTRA COSTA	CA	PGAE	Northern	Contra Costa-Delta 230 kV Line	12/31/2023	4/30/2026		NA	Complete	Complete	NA	Executed

				The California ISO Controlled Grid Generation Queue for All: Active																								Report Run Date: 04/29/2025				
						Generating Facility						Net MWs to Grid				Deliverability Status				Location		Point of Interconnection						Study Availability				
Project Name	Queue Position	Interconnection Request Receive Date	Queue Date	Application Status	Study Process	Type-1	Type-2	Type-3	Fuel-1	Fuel-2	Fuel-3	MW-1	MW-2	MW-3	MW Total	Full Capacity, Partial or Energy Only (FC/P/EO)	TPD Allocation Percentage	Off-Peak Deliverability and Economic Only	TPD Allocation Group	County	State	Utility	PTO Study Region	Station or Transmission Line	Proposed On-line Date (as filed with IR)	Current On-line Date	Suspension Status	Feasibility Study <i>or</i> Supplemental Review	System Impact Study <i>or</i> Phase I Cluster Study	Facilities Study (FAS) <i>or</i> Phase II Cluster Study	Optional Study (OS)	Interconnection Agreement Status
CONAWAY HYBRID POWER PLANT	1687	4/8/2020	4/15/2020	ACTIVE	C13	Storage	Photo voltai c		Batter y	Solar		84.8117	84.9957		80	Energy Only		Off-Peak Deliverability	Other	YOLO	CA	PGAE	Northern	Woodland-Davis 115 kV Line	1/1/2023	1/1/2023		NA	Complete	Complete	NA	
DENALI ENERGY STORAGE	1690	4/14/2020	4/15/2020	ACTIVE	C13	Storage			Batter y			102			101.20	Partial Capacity	92		Group B	SAN JOAQUIN	CA	PGAE	Northern	Vierra 115 kV	6/15/2023	9/30/2028		NA	Complete	Complete	NA	Executed
FORTIS	1691	4/9/2020	4/15/2020	ACTIVE	C13	Wind Turbine	Stora ge	Photovolt aic	Wind Turbin e	Batter y	Solar	207.20	203.94	205.02	200	Energy Only		Off-Peak Deliverability	Group D	SOLANO	CA	PGAE	Northern	Birds Landing 230 kV	12/15/2024	2/11/2028		NA	Complete	Complete	NA	Executed
POTENTIA-VIRIDI	1702	4/13/2020	4/15/2020	ACTIVE	C13	Wind Turbine	Photo voltai c	Storage	Wind Turbin e	Solar	Batter y	408.80	410.04	405.90	400	Full Capacity		Off-Peak Deliverability	Group 3	SAN JOAQUIN	CA	PGAE	Northern	Tesla 500 kV	12/15/2024	5/11/2028		NA	Complete	Complete	NA	Executed
STEEL CITY BATTERY STORAGE	1705	4/15/2020	4/15/2020	ACTIVE	C13	Storage			Batter y			675			220	Energy Only			Group 3	CONTRA COSTA	CA	PGAE	Northern	Pittsburg 230 kV	6/30/2025	3/1/2029		NA	Complete	Complete	NA	Executed
ROSEMARY	1709	4/10/2020	4/15/2020	ACTIVE	C13	Photovoltaic	Stora ge		Solar	Batter y		36.1746	36.1746		35	Full Capacity		Off-Peak Deliverability	Group D	FRESNO	CA	PGAE	Northern	Crescent 70 kV	12/1/2023	4/30/2028		NA	Complete	Complete	NA	Executed
LEAD	1713	4/15/2020	4/15/2020	ACTIVE	C13	Storage			Batter y			32.70			32	Partial Capacity			Group B	KINGS	CA	PGAE	Fresno	GWF Hanford 115 kV	8/1/2023	12/1/2024		NA	Complete	Complete	NA	Executed
GONZAGA HYBRID	1718	4/14/2020	4/15/2020	ACTIVE	C13	Storage	Wind Turbi ne		Batter y	Wind Turbin e		54.94	60.45		103.65	Full Capacity		Off-Peak Deliverability	Group B	MERCED	CA	PGAE	Fresno	Los Banos 70 kV	7/1/2024	3/31/2026		NA	Complete	Complete	NA	Executed
ZETA	1728	4/10/2020	4/15/2020	ACTIVE	C13	Storage	Photo voltai c		Batter y	Solar		77.4774	77.4774		75	Full Capacity		Off-Peak Deliverability	Group B	MERCED	CA	PGAE	Fresno	Mercy Springs 70 kV	12/1/2023	5/26/2027		NA	Complete	Complete	NA	Executed
HAWKINS SOLAR HYBRID	1736	4/1/2020	4/15/2020	ACTIVE	C13	Photovoltaic	Stora ge		Solar	Batter y		250	250		250	Partial Capacity	76.75	Off-Peak Deliverability	Group D	KERN	CA	PGAE	Kern	Arco 230 kV	4/1/2024	5/1/2027		NA	Complete	Complete	NA	In Progress
PUFF HYBRID SOLAR	1740	4/14/2020	4/15/2020	ACTIVE	C13	Storage	Photo voltai c		Batter y	Solar		101.80	101.80		100	Full Capacity		Off-Peak Deliverability	Group D	KERN	CA	PGAE	Kern	Arco 230 kV	11/30/2024	11/30/2024		NA	Complete	Complete	NA	
CRYSTAL FLATS	1744	4/2/2020	4/15/2020	ACTIVE	C13	Solar Thermal	Stora ge		Solar	Batter y		103.4550	51.4010		100	Energy Only		Off-Peak Deliverability	Group D	KERN	CA	PGAE	Kern	Lamont 115 kV	10/31/2023	12/26/2030		NA	Complete	Complete	NA	Executed
SUNRISE POWER IMPROVEMENT	1745	4/6/2020	4/15/2020	ACTIVE	C13	Combined Cycle			Natur al Gas			655.70			35	Energy Only			Other	KERN	CA	PGAE	Kern	Midway 230 kV	6/1/2023	5/11/2024		NA	Complete	Complete	NA	
WHALE ROCK ENERGY	1749	4/13/2020	4/15/2020	ACTIVE	C13	Storage			Batter y			75			299.65	Energy Only		Off-Peak Deliverability	Group 3	SAN LUIS OBISPO	CA	PGAE	Kern	Caliente 230 kV	12/31/2024	4/27/2031		NA	Complete	Complete	NA	In Progress

The contents of these pages are subject to change without notice. Decisions based on information contained within the California ISO's web site are the visitor's sole responsibility.

				The California ISO Controlled Grid Generation Queue for All: Active																								Report Run Date: 04/29/2025				
						Generating Facility						Net MWs to Grid				Deliverability Status				Location		Point of Interconnection						Study Availability				
Project Name	Queue Position	Interconnection Request Receive Date	Queue Date	Application Status	Study Process	Type-1	Type-2	Type-3	Fuel-1	Fuel-2	Fuel-3	MW-1	MW-2	MW-3	MW Total	Full Capacity, Partial or Energy Only (FC/P/EO)	TPD Allocation Percentage	Off-Peak Deliverability and Economic Only	TPD Allocation Group	County	State	Utility	PTO Study Region	Station or Transmission Line	Proposed On-line Date (as filed with IR)	Current On-line Date	Suspension Status	Feasibility Study <i>or</i> Supplemental Review	System Impact Study <i>or</i> Phase I Cluster Study	Facilities Study (FAS) <i>or</i> Phase II Cluster Study	Optional Study (OS)	Interconnection Agreement Status
WINDWALKER OFFSHORE	1750	4/11/2020	4/15/2020	ACTIVE	C13	Wind Turbine			Wind Turbine			1028.94			1000	Full Capacity		Off-Peak Deliverability	Group 3	SAN LUIS OBISPO	CA	PG&E	Kern	Diablo Canyon 500 kV	3/31/2027	2/12/2028		NA	Complete	Complete	NA	Executed
WINSTON HYBRID PV AND BESS	1751	4/8/2020	4/15/2020	ACTIVE	C13	Storage	Photovoltaic		Battery	Solar		102	204		200	Full Capacity		Off-Peak Deliverability	Group A	KERN	CA	PG&E	Kern	Midway 115 kV	3/1/2025	12/10/2028		NA	Complete	Complete	NA	Executed
COBALT	1757	4/11/2020	4/15/2020	ACTIVE	C13	Storage	Photovoltaic		Battery	Solar		256.2020	256.41		250	Energy Only		Off-Peak Deliverability	Group 3	RIVERSIDE	CA	SCE	Eastern	Colorado River Substation 220kV	10/31/2023	5/31/2027		NA	Complete	Complete	NA	Executed
DESERT SANDS	1758	4/15/2020	4/15/2020	ACTIVE	C13	Storage			Battery			300			300	Full Capacity		Off-Peak Deliverability	Group B	RIVERSIDE	CA	SCE	Eastern	Devers Substation 230kV	11/30/2024	3/31/2035		NA	Complete	Complete	NA	
GRACE ENERGY CENTER	1761	4/14/2020	4/15/2020	ACTIVE	C13	Photovoltaic	Storage		Solar	Battery		508.56	508.56		500	Partial Capacity	10	Off-Peak Deliverability	Group B	RIVERSIDE	CA	SCE	Eastern	Colorado River Substation 230kV	11/30/2024	5/31/2027		NA	Complete	Complete	NA	Executed
PORTA	1763	4/9/2020	4/15/2020	ACTIVE	C13	Storage	Photovoltaic	Wind Turbine	Battery	Solar	Wind Turbine	204.16	203.76	207.20	200	Energy Only		Off-Peak Deliverability	Group B	RIVERSIDE	CA	SCE	Eastern	DEVERS SUBSTATION 220kV	12/15/2024	1/31/2029		NA	Complete	Complete	NA	
SAPPHIRE SOLAR	1764	4/7/2020	4/15/2020	ACTIVE	C13	Storage	Photovoltaic		Battery	Solar		117	117		117	Full Capacity		Off-Peak Deliverability	Group A	RIVERSIDE	CA	SCE	Eastern	Red Bluff Substation 230kV	12/1/2024	12/31/2034		NA	Complete	Complete	NA	Executed
COMMERCE ENERGY STORAGE 2	1766	4/14/2020	4/15/2020	ACTIVE	C13	Storage			Battery			250			250	Full Capacity			Group 3	LOS ANGELES	CA	SCE	Metro	Laguna Bell Substation 230kV	12/1/2023	3/15/2026		NA	Complete	Complete	NA	
ROADHOUSE STORAGE	1768	4/15/2020	4/15/2020	ACTIVE	C13	Storage			Battery			312.96			300	Full Capacity			Group 3	SAN BERNARDINO	CA	SCE	Metro	Mira Loma Substation 230kV	11/30/2024	6/12/2027		NA	Complete	Complete	NA	Executed
OVERNIGHT SOLAR	1774	4/9/2020	4/15/2020	ACTIVE	C13	Photovoltaic	Storage		Solar	Battery		150	150		150	Full Capacity		Off-Peak Deliverability	Group A	SAN BERNARDINO	CA	SCE	NOL	Kramer Substation 230kV	10/31/2024	5/1/2027		NA	Complete	Complete	NA	Executed
SEGS EXPANSION 2 HYBRID	1775	4/11/2020	4/15/2020	ACTIVE	C13	Storage	Photovoltaic		Battery	Solar		45	100		100	Energy Only		Off-Peak Deliverability	Group B	SAN BERNARDINO	CA	SCE	NOL	Kramer Junction Substation 230kV	12/15/2023	11/2/2026		NA	Complete	Complete	NA	Executed
VENTOSO	1776	4/11/2020	4/15/2020	ACTIVE	C13	Wind Turbine	Photovoltaic	Storage	Wind Turbine	Solar	Battery	212.18	206.59	204.16	200	Energy Only		Off-Peak Deliverability	Group B	SAN BERNARDINO	CA	SCE	NOL	COOLWATER SUBSTATION 115kV	12/15/2024	10/1/2027		NA	Complete	Complete	NA	Executed
BELLEFIELD 3 SOLAR FARM	1779	4/1/2020	4/15/2020	ACTIVE	C13	Storage	Photovoltaic		Battery	Solar		150	150		150	Energy Only		Off-Peak Deliverability	Group B	KERN	CA	SCE	Northern	Windhub Substation 230kV	4/1/2023	4/1/2027		NA	Complete	Complete	NA	Executed



The California ISO Controlled Grid Generation Queue for All: Active

Report Run Date: 04/29/2025

						Generating Facility						Net MWs to Grid				Deliverability Status				Location		Point of Interconnection						Study Availability				
Project Name	Queue Position	Interconnection Request Receive Date	Queue Date	Application Status	Study Process	Type-1	Type-2	Type-3	Fuel-1	Fuel-2	Fuel-3	MW-1	MW-2	MW-3	MW Total	Full Capacity, Partial or Energy Only (FC/P/EO)	TPD Allocation Percentage	Off-Peak Deliverability and Economic Only	TPD Allocation Group	County	State	Utility	PTO Study Region	Station or Transmission Line	Proposed On-line Date (as filed with IR)	Current On-line Date	Suspension Status	Feasibility Study <i>or</i> Supplemental Review	System Impact Study <i>or</i> Phase I Cluster Study	Facilities Study (FAS) <i>or</i> Phase II Cluster Study	Optional Study (OS)	Interconnection Agreement Status
WILLOW ROCK ENERGY STORAGE	1782	4/15/2020	4/15/2020	ACTIVE	C13	Storage	Other		Batter y	Other		108	512		500	Full Capacity		Off-Peak Deliverability	Group 3	KERN	CA	SCE	Northern	Whirlwind Substation 230kV	6/1/2023	3/31/2028		NA	Complete	Complete	NA	Executed
SHOALS ENERGY STORAGE	1783	4/15/2020	4/15/2020	ACTIVE	C13	Storage			Batter y			409			400	Full Capacity			Group D	VENTURA	CA	SCE	Northern	Mandalay Switchyard 220kV	7/1/2023	7/15/2026		NA	Complete	Complete	NA	
KEYHOLE WIND	1784	4/6/2020	4/15/2020	ACTIVE	C13	Wind Turbine			Wind Turbin e			100			100	Full Capacity		Off-Peak Deliverability	Group A	KERN	CA	SCE	Northern	Whirlwind Substation 230kV	12/1/2024	6/28/2028		NA	Complete	Complete	NA	Executed
REXFORD 2 SOLAR FARM	1789	4/1/2020	4/15/2020	ACTIVE	C13	Storage	Photo voltai c		Batter y	Solar		200	200		200	Full Capacity		Off-Peak Deliverability	Group D	TULARE	CA	SCE	Northern	Vestal Substation 230kV	4/1/2023	9/1/2026		NA	Complete	Complete	NA	
SANBORN HYBRID 4	1790	4/10/2020	4/15/2020	ACTIVE	C13	Storage	Photo voltai c		Batter y	Solar		50	50		100	Energy Only		Off-Peak Deliverability	Group B	KERN	CA	SCE	Northern	Windhub Substation 230kV	12/15/2022	10/1/2025		NA	Complete	Complete	NA	Executed
SANBORN 5 HYBRID	1791	4/10/2020	4/15/2020	ACTIVE	C13	Storage			Batter y			574.8854			550	Energy Only			Group D	KERN	CA	SCE	Northern	Windhub Substation 230kV	12/15/2024	5/1/2027		NA	Complete	Complete	NA	Executed
SEQUOIA	1792	4/3/2020	4/15/2020	ACTIVE	C13	Storage	Photo voltai c		Batter y	Solar		200	200		200	Full Capacity		Off-Peak Deliverability	Group D	TULARE	CA	SCE	Northern	Vestal Substation 230 kV	10/31/2023	4/1/2031		NA	Complete	Complete	NA	
ARIDA 3 SOLAR FARM	1795	4/1/2020	4/15/2020	ACTIVE	C13	Storage	Photo voltai c		Batter y	Solar		450	450		450	Full Capacity		Off-Peak Deliverability	Group 3	CLARK	NV	SCE	EOP	Mohave Substation 500kV	4/1/2025	7/1/2030		NA	Complete	Complete	NA	
DELAMAR ENERGY STORAGE	1796	4/14/2020	4/15/2020	ACTIVE	C13	Storage			Batter y			256.29			250	Full Capacity			Group D	CLARK	NV	SCE	EOP	Eldorado Substation 230kV	8/1/2024	6/1/2027		NA	Complete	Complete	NA	Executed
CALVADA SPRINGS SOLAR	1798	4/8/2020	4/15/2020	ACTIVE	C13	Photovoltaic	Stora ge		Solar	Batter y		250	250		250	Full Capacity		Off-Peak Deliverability	Group D	INYO	CA	GLW	EOP	Trout Canyon Substation 230 kV	12/16/2022	12/31/2027		NA	Complete	Complete	NA	
ROUGH HAT 2	1799	4/2/2020	4/15/2020	ACTIVE	C13	Storage	Photo voltai c		Batter y	Solar		203.80	203.80		200	Full Capacity		Off-Peak Deliverability	Group A	CLARK	NV	GLW	EOP	Trout Canyon Substation 230 kV	9/30/2024	12/1/2027		NA	Complete	Complete	NA	Executed
PURPLE SAGE ENERGY CENTER	1800	3/31/2020	4/15/2020	ACTIVE	C13	Storage	Photo voltai c		Batter y	Solar		408.24	409.20		400	Full Capacity		Off-Peak Deliverability	Group A	CLARK	NV	GLW	EOP	Trout Canyon Substation 230 kV	12/31/2024	12/31/2027		NA	Complete	Complete	NA	Executed

				The California ISO Controlled Grid Generation Queue for All: Active																							Report Run Date: 04/29/2025					
						Generating Facility						Net MWs to Grid				Deliverability Status				Location		Point of Interconnection						Study Availability				
Project Name	Queue Position	Interconnection Request Receive Date	Queue Date	Application Status	Study Process	Type-1	Type-2	Type-3	Fuel-1	Fuel-2	Fuel-3	MW-1	MW-2	MW-3	MW Total	Full Capacity, Partial or Energy Only (FC/P/EO)	TPD Allocation Percentage	Off-Peak Deliverability and Economic Only	TPD Allocation Group	County	State	Utility	PTO Study Region	Station or Transmission Line	Proposed On-line Date (as filed with IR)	Current On-line Date	Suspension Status	Feasibility Study <i>or</i> Supplemental Review	System Impact Study <i>or</i> Phase I Cluster Study	Facilities Study (FAS) <i>or</i> Phase II Cluster Study	Optional Study (OS)	Interconnection Agreement Status
WATER ROCK SOLAR 1	1801	4/2/2020	4/15/2020	ACTIVE	C13	Photovoltaic	Storage		Solar	Battery		200	200		200	Full Capacity		Off-Peak Deliverability	Group D	NYE	NV	GLW	EOP	Gamebird Substation 230 kV	12/1/2025	12/1/2027		NA	Complete	Complete	NA	Executed
CAPTIVA ENERGY STORAGE	1806	4/14/2020	4/15/2020	ACTIVE	C13	Storage			Battery			256.8750			250	Full Capacity			Group 3	ORANGE	CA	SDGE	SDGE	Trabuco - Capistrano 138 kV Line	6/1/2024	6/1/2028		NA	Complete	Complete	NA	Executed
EAST FIELD ENERGY STORAGE	1810	4/15/2020	4/15/2020	ACTIVE	C13	Storage			Battery			312.96			300.01	Energy Only			Group B	SAN DIEGO	CA	SDGE	SDGE	Otay Mesa Switchyard 230 kV	11/30/2024	6/25/2027		NA	Complete	Complete	NA	Executed
DATELAND ENERGY COMPLEX	1812	4/1/2020	4/15/2020	ACTIVE	C13	Photovoltaic	Storage		Solar	Battery		237.50	112.50		350	Full Capacity		Off-Peak Deliverability	Group 3	YUMA	AZ	SDGE	SDGE	Hoodoo Wash Switchyard 500 kV	12/1/2024	12/1/2026		NA	Complete	Complete	NA	Executed
HEDIONDA ENERGY STORAGE	1814	4/1/2020	4/15/2020	ACTIVE	C13	Storage			Battery			160			160	Energy Only			Other	SAN DIEGO	CA	SDGE	SDGE	Encina Substation 138 kV	3/31/2023	2/8/2024		NA	Complete	Complete	NA	
SADDLE MOUNTAIN SOLAR	1818	4/6/2020	4/15/2020	ACTIVE	C13	Photovoltaic	Storage		Solar	Battery		125	125		125	Energy Only		Off-Peak Deliverability	Group B	MARICOPA	AZ	SDGE	SDGE	Hassayampa Common Bus 500 kV	2/10/2023	12/31/2025		NA	Complete	Complete	NA	
SCAFELL STORAGE	1820	4/12/2020	4/15/2020	ACTIVE	C13	Storage			Battery			52			50	Energy Only			Group B	SAN DIEGO	CA	SDGE	SDGE	Creelman Substation 69 kV	11/15/2022	6/20/2033		NA	Complete	Complete	NA	
SEGURO STORAGE	1821	4/15/2020	4/15/2020	ACTIVE	C13	Storage			Battery			407			400	Partial Capacity	80		Group A	SAN DIEGO	CA	SDGE	SDGE	Escondido Substation 230 kV	10/30/2025	5/14/2032		NA	Complete	Complete	NA	
VIENTO FRONTERIZO	1824	4/11/2020	4/15/2020	ACTIVE	C13	Wind Turbine			Wind Turbine			1001			972.82	Energy Only		Off-Peak Deliverability	Group D	MUNICIPALITY OF TECATE	MX	SDGE	SDGE	East County Substation 500 kV	9/30/2024	8/28/2032		NA	Complete	Complete	NA	
WELLHEAD POWER PANOCHÉ, LLC	1828	12/24/2019	7/14/2020	ACTIVE	FT	Storage			Battery			5			5	Energy Only				FRESNO	CA	PGAE	Northern	Panoche 115 kV	4/1/2021	4/1/2021			NA	NA	NA	
MIDLAND ES	1831	12/8/2020	2/26/2021	ACTIVE	C14	Storage			Battery			405.40			400	Full Capacity			Group D	SAN LUIS OBISPO	CA	PGAE	Northern	Morro Bay 230 kV	11/1/2024	3/1/2032		NA	Complete	Complete	NA	
CASCADE ENERGY STORAGE EXPANSION	1835	2/26/2021	5/3/2021	ACTIVE	ISP	Storage			Battery			20.25			20	Full Capacity				SAN JOAQUIN	CA	PGAE	Northern	Weber 60 kV	12/1/2022	10/2/2024		NA	Complete	Complete	NA	
TAMALPAIS ENERGY STORAGE	1837	4/3/2021	4/15/2021	ACTIVE	C14	Storage			Battery			313.793210			300	Full Capacity				MARIN	CA	PGAE	NGBA	Ignacio 115 kV	6/1/2025	6/18/2030		NA	Complete	Complete	NA	

The contents of these pages are subject to change without notice. Decisions based on information contained within the California ISO's web site are the visitor's sole responsibility.





The California ISO Controlled Grid Generation Queue for All: Active

Report Run Date: 04/29/2025

						Generating Facility						Net MWs to Grid				Deliverability Status				Location		Point of Interconnection						Study Availability				
Project Name	Queue Position	Interconnection Request Receive Date	Queue Date	Application Status	Study Process	Type-1	Type-2	Type-3	Fuel-1	Fuel-2	Fuel-3	MW-1	MW-2	MW-3	MW Total	Full Capacity, Partial or Energy Only (FC/P/EO)	TPD Allocation Percentage	Off-Peak Deliverability and Economic Only	TPD Allocation Group	County	State	Utility	PTO Study Region	Station or Transmission Line	Proposed On-line Date (as filed with IR)	Current On-line Date	Suspension Status	Feasibility Study <i>or</i> Supplemental Review	System Impact Study <i>or</i> Phase I Cluster Study	Facilities Study (FAS) <i>or</i> Phase II Cluster Study	Optional Study (OS)	Interconnection Agreement Status
BOREALIS ENERGY STORAGE	1838	4/2/2021	4/15/2021	ACTIVE	C14	Storage			Batter y			313.793210			300	Full Capacity			Group A	SONOMA	CA	PGAE	NGBA	Lakeville 115 kV	6/1/2025	6/18/2030		NA	Complete	Complete	NA	
GENOA ENERGY STORAGE	1840	4/7/2021	4/15/2021	ACTIVE	C14	Storage			Batter y			252			250	Full Capacity			Group D	NAPA	CA	PGAE		Vaca-Lakeville #1 230 kV Line	8/1/2024	12/19/2031		NA	Complete	Complete	NA	
TOLENAS	1842	4/6/2021	4/15/2021	ACTIVE	C14	Storage			Batter y			417.3487			400	Full Capacity			Group A	SOLANO	CA	PGAE	NGBA	Lambie 230 kV	6/1/2026	2/18/2031		NA	Complete	Complete	NA	
BRUSHY	1843	4/6/2021	4/15/2021	ACTIVE	C14	Storage			Batter y			400			400	Full Capacity			Group D	SOLANO	CA	PGAE	NGBA	Lambie 230 kV	6/1/2026	2/18/2031		NA	Complete	Complete	NA	
WILDHORSE ENERGY CENTER	1846	4/10/2021	4/15/2021	ACTIVE	C14	Storage			Batter y			121.55			120	Full Capacity		Off-Peak Deliverability		SONOMA	CA	PGAE	NGBA	Fulton 230 kV	4/1/2025	5/4/2030		NA	Complete	Complete	NA	
JUGLANS ENERGY STORAGE	1847	4/12/2021	4/15/2021	ACTIVE	C14	Storage			Batter y			710.60			700	Full Capacity				SOLANO	CA	PGAE	NGBA	Vaca-Dixon 500 kV	6/30/2024	2/2/2031		NA	Complete	Complete	NA	
HIGH WINDS STORAGE	1850	4/9/2021	4/15/2021	ACTIVE	C14	Storage			Batter y			120.62			100	Full Capacity			Group D	SOLANO	CA	PGAE	NGBA	Birds Landing 230 kV	3/30/2024	3/16/2031		NA	Complete	Complete	NA	
CORBY 2	1854	4/9/2021	4/15/2021	ACTIVE	C14	Storage			Batter y			475.96			400	Full Capacity			Group D	SOLANO	CA	PGAE	NGBA	Vaca-Dixon 230 kV	11/30/2025	3/16/2031		NA	Complete	Complete	NA	
ARGES BESS	1856	4/15/2021	4/15/2021	ACTIVE	C14	Storage			Batter y			102.15			100	Full Capacity			Group B	SOLANO	CA	PGAE	NGBA	Vaca-Dixon 115 kV	6/1/2024	6/18/2029		NA	Complete	Complete	NA	
GRINDSTONE CREEK SOLAR	1858	4/15/2021	4/15/2021	ACTIVE	C14	Photovoltaic			Solar			142.85			140	Full Capacity		Off-Peak Deliverability		TEHAMA	CA	PGAE	NGBA	Cottonwood-Delevan #1 and #2 230 kV	8/31/2024	7/19/2031		NA	Complete	Complete	NA	
MAYACAMAS GEOTHERMAL	1859	4/15/2021	4/15/2021	ACTIVE	C14	Steam Turbine			Geoth ermal			53			53	Full Capacity			Group A	SONOMA	CA	PGAE	NGBA	Geysers #3-Cloverdale 115 kV Line	2/1/2024	10/19/2030		NA	Complete	Complete	NA	
VERBENA ENERGY STORAGE	1862	4/15/2021	4/15/2021	ACTIVE	C14	Storage			Batter y			50.50			49.20	Full Capacity				SUTTER	CA	PGAE	NGBA	at Switch 125 outside Harter Sub	12/31/2023	3/1/2028		NA	Complete	Complete	NA	
STONY CREEK STORAGE	1863	4/15/2021	4/15/2021	ACTIVE	C14	Storage			Batter y			251.90			250	Full Capacity		Off-Peak Deliverability		TEHAMA	CA	PGAE	NGBA	Cottonwood-Delevan #1 and #2 230 kV	8/31/2024	7/19/2031		NA	Complete	Complete	NA	
TOWNSHIP POWER BANK	1864	4/9/2021	4/15/2021	ACTIVE	C14	Storage			Batter y			50.50			49	Energy Only				SUTTER	CA	PGAE	NGBA	Greenleaf #1 115 kV Tap	4/1/2025	3/1/2028		NA	Complete	Complete	NA	
SEAHAWK STORAGE	1865	3/24/2021	4/15/2021	ACTIVE	C14	Storage			Batter y			203.6990			200	Full Capacity			Group B	SANTA CRUZ	CA	PGAE	GBAY	Green Valley 115 kV	6/1/2025	9/18/2029		NA	Complete	Complete	NA	Executed


The contents of these pages are subject to change without notice. Decisions based on information contained within the California ISO's web site are the visitor's sole responsibility.


				The California ISO Controlled Grid Generation Queue for All: Active																							Report Run Date: 04/29/2025					
						Generating Facility						Net MWs to Grid				Deliverability Status				Location		Point of Interconnection						Study Availability				
Project Name	Queue Position	Interconnection Request Receive Date	Queue Date	Application Status	Study Process	Type-1	Type-2	Type-3	Fuel-1	Fuel-2	Fuel-3	MW-1	MW-2	MW-3	MW Total	Full Capacity, Partial or Energy Only (FC/P/EO)	TPD Allocation Percentage	Off-Peak Deliverability and Economic Only	TPD Allocation Group	County	State	Utility	PTO Study Region	Station or Transmission Line	Proposed On-line Date (as filed with IR)	Current On-line Date	Suspension Status	Feasibility Study <i>or</i> Supplemental Review	System Impact Study <i>or</i> Phase I Cluster Study	Facilities Study (FAS) <i>or</i> Phase II Cluster Study	Optional Study (OS)	Interconnection Agreement Status
TOKAY STORAGE	1866	3/24/2021	4/15/2021	ACTIVE	C14	Storage			Batter y			101.8880			100	Full Capacity			Group D	SANTA CLARA	CA	PGAE	GBAY	Santa Teresa 115 kV	6/1/2025	3/18/2030		NA	Complete	Complete	NA	Executed
VELAS	1867	4/1/2021	4/15/2021	ACTIVE	C14	Storage			Batter y			462.57			450	Full Capacity			Group D	SAN JOAQUIN	CA	PGAE	GBAY	Schulte 115 kV	11/1/2024	8/18/2031		NA	Complete	Complete	NA	
STAGELINE ENERGY STORAGE	1871	4/1/2021	4/15/2021	ACTIVE	C14	Storage			Batter y			213.55			200	Full Capacity				BUTTE	CA	PGAE	NGBA	Palermo 115 kV	6/1/2024	11/18/2030		NA	Complete	Complete	NA	
ALLEGHENY ENERGY STORAGE	1872	4/6/2021	4/15/2021	ACTIVE	C14	Storage			Batter y			353.20			325	Full Capacity			Group D	CONTRA COSTA	CA	PGAE	GBAY	Pittsburg 115 kV	8/1/2024	9/20/2032		NA	Complete	Complete	NA	
COMMANDER ENERGY STORAGE	1874	4/7/2021	4/15/2021	ACTIVE	C14	Storage			Batter y			504			500	Full Capacity			Group D	CONTRA COSTA	CA	PGAE	GBAY	Pittsburg 230 kV	8/1/2024	7/19/2032		NA	Complete	Complete	NA	
DELILAH ENERGY STORAGE	1875	4/6/2021	4/15/2021	ACTIVE	C14	Storage			Batter y			504			500	Full Capacity			Group D	CONTRA COSTA	CA	PGAE	GBAY	Pittsburg-Tesla #1 230 kV Line	8/1/2024	7/19/2032		NA	Complete	Complete	NA	
DOUBLE SPRINGS ENERGY STORAGE	1876	4/6/2021	4/15/2021	ACTIVE	C14	Storage			Batter y			101			100	Full Capacity			Group D	CALAVERAS	CA	PGAE	GBAY	Valley Springs 60 kV	11/29/2024	8/17/2029		NA	Complete	Complete	NA	Executed
JAGUAR ENERGY STORAGE	1877	4/6/2021	4/15/2021	ACTIVE	C14	Storage			Batter y			252			250	Full Capacity			Group D	ALAMEDA	CA	PGAE	GBAY	Grant-Eastshore #1 115 kV Line	8/1/2024	1/18/2034		NA	Complete	Complete	NA	
PALMETTO ENERGY STORAGE	1880	4/6/2021	4/15/2021	ACTIVE	C14	Storage			Batter y			75.60			75	Full Capacity			Group D	ALAMEDA	CA	PGAE	GBAY	Oakland C 115 kV	8/1/2024	7/22/2030		NA	Complete	Complete	NA	
SPECTRUM ENERGY STORAGE	1881	4/6/2021	4/15/2021	ACTIVE	C14	Storage			Batter y			504			500	Full Capacity			Group D	ALAMEDA	CA	PGAE	GBAY	Tesla-Newark #1 230 kV Line	8/1/2024	3/19/2034		NA	Complete	Complete	NA	
PRESIDIO	1887	4/7/2021	4/15/2021	ACTIVE	C14	Storage	Photo voltaic		Batter y	Solar		356.5920	356.5920		350	Full Capacity		Off-Peak Deliverability	Group A	SAN JOAQUIN	CA	PGAE	NGBA	Rancho Seco-Bellota #1 230 kV Line	6/1/2025	12/16/2030		NA	Complete	Complete	NA	Executed
HOLMAN	1889	4/7/2021	4/15/2021	ACTIVE	C14	Storage	Wind Turbine		Batter y	Wind Turbine		756.8130	1525.1720		1500	Partial Capacity	50	Off-Peak Deliverability	Group B	MONTEREY	CA	PGAE	GBAY	Moss Landing 500 kV	4/1/2028	2/17/2034		NA	Complete	Complete	NA	
HARMONY STORAGE 2	1892	4/8/2021	4/15/2021	ACTIVE	C14	Storage			Batter y			307.8780			300	Full Capacity			Group A	CONTRA COSTA	CA	PGAE	GBAY	Contra Costa PP 230 kV	10/30/2025	6/5/2031		NA	Complete	Complete	NA	
OAKDALE STORAGE	1895	4/8/2021	4/15/2021	ACTIVE	C14	Storage			Batter y			102.6720			100	Partial Capacity	54		Group A	STANISLAUS	CA	PGAE	GBAY	Cottle 230 kV	10/30/2025	9/18/2029		NA	Complete	Complete	NA	
PATHFINDER STORAGE	1896	4/8/2021	4/15/2021	ACTIVE	C14	Storage			Batter y			268.0650			260	Full Capacity			Group A	SAN JOAQUIN	CA	PGAE	GBAY	Weber 60 kV	10/30/2025	6/5/2031		NA	Complete	Complete	NA	Executed


 California ISO				The California ISO Controlled Grid Generation Queue for All: Active																								Report Run Date: 04/29/2025					
						Generating Facility						Net MWs to Grid				Deliverability Status				Location		Point of Interconnection						Study Availability					
Project Name	Queue Position	Interconnection Request Receive Date	Queue Date	Application Status	Study Process	Type-1	Type-2	Type-3	Fuel-1	Fuel-2	Fuel-3	MW-1	MW-2	MW-3	MW Total	Full Capacity, Partial or Energy Only (FC/P/EO)	TPD Allocation Percentage	Off-Peak Deliverability and Economic Only	TPD Allocation Group	County	State	Utility	PTO Study Region	Station or Transmission Line	Proposed On-line Date (as filed with IR)	Current On-line Date	Suspension Status	Feasibility Study <i>or</i> Supplemental Review	System Impact Study <i>or</i> Phase I Cluster Study	Facilities Study (FAS) <i>or</i> Phase II Cluster Study	Optional Study (OS)	Interconnection Agreement Status	
BAYLANDS BATTERY	1900	4/12/2021	4/15/2021	ACTIVE	C14	Storage			Batter y			250			250	Full Capacity			Group D	SAN MATEO	CA	PGAE	GBAY	Martin 115 kV	7/27/2025	5/18/2034		NA	Complete	Complete	NA		
GOLDEN FLATS	1903	4/9/2021	4/15/2021	ACTIVE	C14	Storage			Batter y			365.12			300	Full Capacity			Group D	STANISLAUS	CA	PGAE	Fresno	Westly-Quinto 230 kV	11/30/2025	9/1/2031		NA	Complete	Complete	NA	Released for Execution	
NORTHEAST CENTRAL VALLEY	1904	4/9/2021	4/15/2021	ACTIVE	C14	Storage			Batter y			365.12			300	Full Capacity			Group D	SAN JOAQUIN	CA	PGAE	GBAY	Bellota 115 kV	11/30/2025	2/16/2031		NA	Complete	Complete	NA		
ZORIN STORAGE	1911	4/10/2021	4/15/2021	ACTIVE	C14	Storage			Batter y			252			180	Full Capacity			Group D	ALAMEDA	CA	PGAE	GBAY	Newark 230 kV	10/31/2024	2/19/2034		NA	Complete	Complete	NA		
ESPRESSO (FKA KOLA 2)	1912	4/9/2021	4/15/2021	ACTIVE	C14	Storage			Batter y			365.12			300	Full Capacity			Group D	ALAMEDA	CA	PGAE	GBAY	Tesla 230 kV	11/30/2025	8/18/2031		NA	Complete	Complete	NA	Executed	
BLACK DIAMOND ES2	1914	4/15/2021	4/15/2021	ACTIVE	C14	Storage			Batter y			179.40			175	Full Capacity			Group B	CONTRA COSTA	CA	PGAE	GBAY	Pittsburg 230 kV	6/1/2024	6/18/2031		NA	Complete	Complete	NA		
SHERMAN ENERGY STORAGE	1915	4/14/2021	4/15/2021	ACTIVE	C14	Storage			Batter y			256.29			250	Full Capacity			Group D	CONTRA COSTA	CA	PGAE	GBAY	Contra Costa PP 230 kV	6/1/2025	6/18/2031		NA	Complete	Complete	NA		
KIFER BESS 1	1918	4/13/2021	4/15/2021	ACTIVE	C14	Storage			Batter y			50			50	Full Capacity			Group A	SANTA CLARA	CA	PGAE	GBAY	KEN-OKJ 60 kV	10/1/2023	12/18/2025		NA		Complete	NA		
SUNBEAM STORAGE	1919	4/10/2021	4/15/2021	ACTIVE	C14	Storage			Batter y			100.90			65	Full Capacity			Group D	SAN MATEO	CA	PGAE	GBAY	Cooley Landing 60 kV	10/31/2024	2/19/2034		NA	Complete	Complete	NA		
ZEUS BESS	1920	4/15/2021	4/15/2021	ACTIVE	C14	Storage			Batter y			213.55			200	Partial Capacity	45		Group B	SAN JOAQUIN	CA	PGAE	GBAY	Schulte 115 kV	6/1/2024	6/18/2031		NA	Complete	Complete	NA	Executed	
ALLIUM HYBRID	1921	4/14/2021	4/15/2021	ACTIVE	C14	Storage	Photo voltai c		Batter y	Solar		112.3860	112.4910		110	Full Capacity		Off-Peak Deliverability	Group B	SAN BENITO	CA	PGAE	GBAY	Crazy Horse Canyon-Hollister 115 kV Line	6/1/2025	12/15/2030		NA	Complete	Complete	NA	Executed	
ALTA CASA STORAGE	1922	4/14/2021	4/15/2021	ACTIVE	C14	Storage			Batter y			515.4180			500	Full Capacity			Group B	SAN JOAQUIN	CA	PGAE	GBAY	Tesla 500 kV	6/1/2025	10/21/2031		NA	Complete	Complete	NA	Executed	
EL REY POWER BANK	1928	4/10/2021	4/15/2021	ACTIVE	C14	Storage			Batter y			124.30			120	Energy Only				MONTEREY	CA	PGAE	GBAY	Coburn-Basic Energy 60 kV Line	4/1/2025	1/2/2029		NA	Complete	Complete	NA		
CAZADORES STORAGE	1929	4/10/2021	4/15/2021	ACTIVE	C14	Storage			Batter y			151.30			150	Full Capacity			Group D	SAN JOAQUIN	CA	PGAE	GBAY	Lammers 115 kV	10/31/2024	8/19/2032		NA	Complete	Complete	NA		
APACHE STORAGE	1930	3/24/2021	4/15/2021	ACTIVE	C14	Storage			Batter y			203.6990			200	Full Capacity			Group D	FRESNO	CA	PGAE	Kern	Sanger 115 kV	6/1/2025	5/21/2029		NA	Complete	Complete	NA	Executed	


 California ISO				The California ISO Controlled Grid Generation Queue for All: Active																								Report Run Date: 04/29/2025					
						Generating Facility						Net MWs to Grid				Deliverability Status				Location		Point of Interconnection						Study Availability					
Project Name	Queue Position	Interconnection Request Receive Date	Queue Date	Application Status	Study Process	Type-1	Type-2	Type-3	Fuel-1	Fuel-2	Fuel-3	MW-1	MW-2	MW-3	MW Total	Full Capacity, Partial or Energy Only (FC/P/EO)	TPD Allocation Percentage	Off-Peak Deliverability and Economic Only	TPD Allocation Group	County	State	Utility	PTO Study Region	Station or Transmission Line	Proposed On-line Date (as filed with IR)	Current On-line Date	Suspension Status	Feasibility Study <i>or</i> Supplemental Review	System Impact Study <i>or</i> Phase I Cluster Study	Facilities Study (FAS) <i>or</i> Phase II Cluster Study	Optional Study (OS)	Interconnection Agreement Status	
COUGAR STORAGE	1932	3/24/2021	4/15/2021	ACTIVE	C14	Storage			Batter y			203.6990			200	Full Capacity			Group D	MERCED	CA	PGAE	Fresno	Wilson 115 kV	6/1/2025	9/19/2030		NA	Complete	Complete	NA	Executed	
PUMA STORAGE	1933	3/24/2021	4/15/2021	ACTIVE	C14	Storage			Batter y			203.6990			200	Full Capacity			Group D	MADERA	CA	PGAE	Fresno	Borden 230 kV	6/1/2025	11/18/2030		NA	Complete	Complete	NA		
LOTUS SOLAR 2	1934	4/1/2021	4/15/2021	ACTIVE	C14	Storage	Photo voltai c		Batter y	Solar		203.20	203.20		200	Full Capacity		Off-Peak Deliverability	Group D	MADERA	CA	PGAE	Fresno	Borden 230 kV	12/1/2024	11/17/2030		NA	Complete	Complete	NA		
ELYSIAN	1935	4/1/2021	4/15/2021	ACTIVE	C14	Photovoltaic	Stora ge		Solar	Batter y		206.0910	206.0910		200	Full Capacity		Off-Peak Deliverability	Group D	FRESNO	CA	PGAE	Fresno	Tranquility 230 kV	11/1/2024	10/18/2029		NA	Complete	Complete	NA	Executed	
WINGTIP SOLAR 1	1943	4/2/2021	4/15/2021	ACTIVE	C14	Photovoltaic	Stora ge		Solar	Batter y		1176.10	1176.10		1150	Full Capacity		Off-Peak Deliverability	Group D	MERCED	CA	PGAE	S500	Los Banos 500 kV	6/1/2027	9/18/2032		NA	Complete	Complete	NA		
DARDEN	1949	4/8/2021	4/15/2021	ACTIVE	C14	Storage	Photo voltai c		Batter y	Solar		1182.3840	1182.3840		1150	Full Capacity		Off-Peak Deliverability	Group D	FRESNO	CA	PGAE	S500	Manning-Midway 500kV Line	12/31/2026	8/19/2031		NA	Complete	Complete	NA	Executed	
AUSTRALIS	1952	4/7/2021	4/15/2021	ACTIVE	C14	Photovoltaic	Stora ge		Solar	Batter y		307	307		300	Full Capacity		Off-Peak Deliverability	Group A	MERCED	CA	PGAE	Fresno	Los Banos 230 kV	6/1/2025	4/18/2031		NA	Complete	Complete	NA	Executed	
FLORES STORAGE	1953	4/7/2021	4/15/2021	ACTIVE	C14	Storage			Batter y			151.7416			150	Full Capacity		Off-Peak Deliverability	Group D	MADERA	CA	PGAE	Fresno	Gregg 230 kV	10/1/2025	2/18/2031		NA	Complete	Complete	NA		
HUASO HYBRID	1954	4/6/2021	4/15/2021	ACTIVE	C14	Storage	Photo voltai c		Batter y	Solar		101.83	102.10		100	Full Capacity		Off-Peak Deliverability	Group B	FRESNO	CA	PGAE	Fresno	Gates 230 kV	12/1/2025	12/3/2026		NA	Complete	Complete	NA	Executed	
CIERVO MOUNTAIN HYBRID	1955	4/6/2021	4/15/2021	ACTIVE	C14	Storage	Photo voltai c		Batter y	Solar		127.37	127.57		125	Full Capacity		Off-Peak Deliverability	Group B	FRESNO	CA	PGAE	Fresno	Excelsior 115 kV	12/1/2025	8/3/2029		NA	Complete	Complete	NA	Executed	
CLARKSON	1956	4/8/2021	4/15/2021	ACTIVE	C14	Storage	Photo voltai c		Batter y	Solar		203.6590	203.8490		200	Full Capacity		Off-Peak Deliverability	Group A	FRESNO	CA	PGAE	Fresno	Tranquility 230 kV	6/1/2025	9/30/2029		NA	Complete	Complete	NA	Executed	
SPIKES PEAK SOLAR	1958	4/9/2021	4/15/2021	ACTIVE	C14	Photovoltaic	Stora ge		Solar	Batter y		158.9783	158.5678		150	Full Capacity		Off-Peak Deliverability	Group B	MERCED	CA	PGAE	Fresno	Quinto 230 kV	10/1/2025	10/18/2029		NA	Complete	Complete	NA	Executed	
CORNUCOPIA HYBRID	1959	4/12/2021	4/15/2021	ACTIVE	C14	Storage	Photo voltai c		Batter y	Solar		300.9510	303.6780		300	Partial Capacity	95	Off-Peak Deliverability	Group B	FRESNO	CA	PGAE	Fresno	Gates-Templeton 230 kV Line	6/16/2025	11/16/2030		NA	Complete	Complete	NA	Executed	
LAS CAMAS 4	1960	4/9/2021	4/15/2021	ACTIVE	C14	Storage			Batter y			100			100	Full Capacity			Group D	MERCED	CA	PGAE	Fresno	Los Banos 230 kV	5/7/2025	4/1/2028		NA	Complete	Complete	NA		


The contents of these pages are subject to change without notice. Decisions based on information contained within the California ISO's web site are the visitor's sole responsibility.

				The California ISO Controlled Grid Generation Queue for All: Active																								Report Run Date: 04/29/2025				
						Generating Facility						Net MWs to Grid				Deliverability Status				Location		Point of Interconnection						Study Availability				
Project Name	Queue Position	Interconnection Request Receive Date	Queue Date	Application Status	Study Process	Type-1	Type-2	Type-3	Fuel-1	Fuel-2	Fuel-3	MW-1	MW-2	MW-3	MW Total	Full Capacity, Partial or Energy Only (FC/P/EO)	TPD Allocation Percentage	Off-Peak Deliverability and Economic Only	TPD Allocation Group	County	State	Utility	PTO Study Region	Station or Transmission Line	Proposed On-line Date (as filed with IR)	Current On-line Date	Suspension Status	Feasibility Study <i>or</i> Supplemental Review	System Impact Study <i>or</i> Phase I Cluster Study	Facilities Study (FAS) <i>or</i> Phase II Cluster Study	Optional Study (OS)	Interconnection Agreement Status
LOCK STORAGE	1962	4/9/2021	4/15/2021	ACTIVE	C14	Storage			Batter y			508			500.01	Full Capacity			Group D	FRESNO	CA	PGAE	S500	Gates 500 kV	11/30/2025	6/17/2030		NA	Complete	Complete	NA	Released for Execution
ALMANDE ENERGY STORAGE	1963	4/14/2021	4/15/2021	ACTIVE	C14	Storage			Batter y			256.29			250	Full Capacity			Group D	MERCED	CA	PGAE	Fresno	Wilson 230 kV	6/1/2025	6/18/2030		NA	Complete	Complete	NA	
ORLEANS	1966	4/6/2021	4/15/2021	ACTIVE	C14	Photovoltaic	Stora ge		Solar	Batter y		25.54	25.54		25	Full Capacity			Group D	FRESNO	CA	PGAE	Fresno	Giffen 70 kV	12/31/2024	8/3/2029		NA	Complete	Complete	NA	
PLUM	1968	4/15/2021	4/15/2021	ACTIVE	C14	Photovoltaic	Stora ge		Solar	Batter y		1040	520		1000	Full Capacity		Off-Peak Deliverability		KINGS	CA	PGAE	Fresno	Gates 230 kV	12/10/2024	3/19/2031		NA	Complete	Complete	NA	
BUTTERCUP HYBRID SOLAR	1970	4/14/2021	4/15/2021	ACTIVE	C14	Photovoltaic	Stora ge		Solar	Batter y		131.43	65.47		130	Full Capacity		Off-Peak Deliverability	Group D	MERCED	CA	PGAE	Fresno	Le Grand 115 kV	11/30/2024	3/4/2032		NA	Complete	Complete	NA	
PEACEFUL HOLLOW BESS	1973	4/14/2021	4/15/2021	ACTIVE	C14	Storage			Batter y			100			75	Full Capacity			Group D	FRESNO	CA	PGAE	Fresno	Tranquility 230kV	6/1/2024	6/18/2028		NA	Complete	Complete	NA	Executed
TARRAGON HYBRID	1975	4/14/2021	4/15/2021	ACTIVE	C14	Photovoltaic	Stora ge		Solar	Batter y		35.9790	35.9510		35	Full Capacity		Off-Peak Deliverability	Group B	FRESNO	CA	PGAE	Fresno	Crescent 70 kV	6/1/2025	6/1/2028		NA	Complete	Complete	NA	
VALETUDO ENERGY STORAGE	1977	9/30/2021	4/15/2021	ACTIVE	C14	Storage			Batter y			79.5871			75	Full Capacity			Group B	MADERA	CA	PGAE	Fresno	Chowchilla 115 kV	12/31/2022	11/1/2028		NA	Complete	Complete	NA	
ARTEMIS	1980	3/31/2021	4/15/2021	ACTIVE	C14	Photovoltaic	Stora ge		Solar	Batter y		412.3360	412.3360		400	Partial Capacity	24	Off-Peak Deliverability	Group D	KERN	CA	PGAE	Kern	Arco 230 kV	11/1/2024	10/18/2029		NA	Complete	Complete	NA	
PHAENON	1983	4/1/2021	4/15/2021	ACTIVE	C14	Photovoltaic	Stora ge		Solar	Batter y		102.254047	101.763518		100	Full Capacity		Off-Peak Deliverability		KERN	CA	PGAE	Kern	Shafter 115 kV	12/31/2024	7/18/2029		NA	Complete	Complete	NA	
BUTTONBUSH SOLAR 2	1987	4/3/2021	4/15/2021	ACTIVE	C14	Photovoltaic	Stora ge		Solar	Batter y		358.20	358.20		350	Full Capacity		Off-Peak Deliverability	Group D	KERN	CA	PGAE	S500	Midway 500 kV	4/1/2028	3/17/2032		NA	Complete	Complete	NA	
CALLINAN SOLAR AND STORAGE	1992	4/6/2021	4/15/2021	ACTIVE	C14	Storage	Photo voltaic		Batter y	Solar		159.4008	160.3879		150	Full Capacity		Off-Peak Deliverability	Group D	KERN	CA	PGAE	Kern	Arco 230 kV	10/1/2025	2/18/2031		NA	Complete	Complete	NA	
EIGER ENERGY STORAGE	1994	4/6/2021	4/15/2021	ACTIVE	C14	Storage			Batter y			100.90			100	Full Capacity			Group D	KERN	CA	PGAE	Kern	Lamont 115 kV	1/1/2025	2/16/2032		NA	Complete	Complete	NA	
EVEREST ENERGY STORAGE	1995	4/6/2021	4/15/2021	ACTIVE	C14	Storage			Batter y			201.80			200	Partial Capacity	78		Group D	KERN	CA	PGAE	Kern	Kern PP 230 kV	1/1/2025	10/18/2030		NA	Complete	Complete	NA	
ISLAY	1998	4/7/2021	4/15/2021	ACTIVE	C14	Storage	Wind Turbine		Batter y	Wind Turbine		756.0540	1518.4720		1500	Full Capacity		Off-Peak Deliverability	Group D	SAN LUIS OBISPO	CA	PGAE	S500	Diablo Canyon 500 kV	4/1/2028	8/16/2034		NA	Complete	Complete	NA	


				The California ISO Controlled Grid Generation Queue for All: Active																								Report Run Date: 04/29/2025					
						Generating Facility						Net MWs to Grid				Deliverability Status				Location		Point of Interconnection						Study Availability					
Project Name	Queue Position	Interconnection Request Receive Date	Queue Date	Application Status	Study Process	Type-1	Type-2	Type-3	Fuel-1	Fuel-2	Fuel-3	MW-1	MW-2	MW-3	MW Total	Full Capacity, Partial or Energy Only (FC/P/EO)	TPD Allocation Percentage	Off-Peak Deliverability and Economic Only	TPD Allocation Group	County	State	Utility	PTO Study Region	Station or Transmission Line	Proposed On-line Date (as filed with IR)	Current On-line Date	Suspension Status	Feasibility Study <i>or</i> Supplemental Review	System Impact Study <i>or</i> Phase I Cluster Study	Facilities Study (FAS) <i>or</i> Phase II Cluster Study	Optional Study (OS)	Interconnection Agreement Status	
SERENA STORAGE	2001	4/10/2021	4/15/2021	ACTIVE	C14	Storage			Batter y			114.2640			110	Full Capacity			Group A	KERN	CA	PGAE	Kern	Kern PP 230 kV	10/30/2025	9/18/2029		NA	Complete	Complete	NA		
VALLEY SUNLIGHT REFINERY	2004	4/10/2021	4/15/2021	ACTIVE	C14	Photovoltaic	Stora ge		Solar	Batter y		410	411.3018		400	Full Capacity		Off-Peak Deliverability	Group D	KINGS	CA	PGAE	Kern	Gates-Midway 230 kV Line	6/10/2025	2/18/2032		NA	Complete	Complete	NA		
SALINAN ENERGY	2008	4/11/2021	4/15/2021	ACTIVE	C14	Wind Turbine	Stora ge		Wind Turbin e	Batter y		1190	319.35		1148.37	Full Capacity		Off-Peak Deliverability		SAN LUIS OBISPO	CA	PGAE	S500	Diablo-Gates 500 kV Line	4/11/2028	9/17/2032		NA	Complete	Complete	NA		
ANDROMEDA	2013	4/9/2021	4/15/2021	ACTIVE	C14	Storage	Photo voltai c		Batter y	Solar		172.8350	172.8350		160	Full Capacity		Off-Peak Deliverability		TULARE	CA	PGAE	Kern	Alpaugh 115 kV	12/31/2026	4/10/2029		NA	Complete	Complete	NA		
CHERRY LANE HYBRID	2015	4/14/2021	4/15/2021	ACTIVE	C14	Storage	Photo voltai c		Batter y	Solar		310.63	310.63		300	Full Capacity		Off-Peak Deliverability	Group B	KERN	CA	PGAE	Kern	Wheeler Ridge 230 kV	6/1/2025	6/19/2031		NA	Complete	Complete	NA		
ARIELLA SOLAR	2017	4/14/2021	4/15/2021	ACTIVE	C14	Photovoltaic	Stora ge		Solar	Batter y		163.2680	163.2680		160	Energy Only		Off-Peak Deliverability	Group D	TULARE	CA	PGAE	Kern	Olive 115 kV	12/31/2023	12/17/2030		NA	Complete	Complete	NA		
HIDDEN KNOLLS BESS	2018	4/14/2021	4/15/2021	ACTIVE	C14	Storage			Batter y			30.80			30	Full Capacity			Group D	KERN	CA	PGAE	Kern	Arco-Carneras 70 kV Line	6/1/2024	10/18/2028		NA	Complete	Complete	NA		
SOCORRO PEAK SOLAR	2022	4/9/2021	4/15/2021	ACTIVE	C14	Photovoltaic	Stora ge		Solar	Batter y		379.7505	376.0403		350	Full Capacity		Off-Peak Deliverability	Group B	LA PAZ	AZ	DCRT	Eastern	Cielo Azul Substation 500 kV	10/1/2025	3/26/2029		NA	Complete	Complete	NA		
JOVE SOLAR	2023	4/5/2021	4/15/2021	ACTIVE	C14	Photovoltaic	Stora ge		Solar	Batter y		2042.40	2090.20		2000	Full Capacity		Off-Peak Deliverability	Group D	LA PAZ	AZ	DCRT	Eastern	Cielo Azul Substation 500 kV	12/31/2024	1/26/2030		NA	Complete	Complete	NA		
RANEGRAS PVS	2025	4/7/2021	4/15/2021	ACTIVE	C14	Storage	Photo voltai c		Batter y	Solar		718.81	718.81		700	Full Capacity		Off-Peak Deliverability	Group B	LA PAZ	AZ	DCRT	Eastern	Colorado River-Delaney 500 kV line	6/1/2025	7/26/2029		NA	Complete	Complete	NA		
HARQUAHALA FLATS 2	2027	4/9/2021	4/15/2021	ACTIVE	C14	Storage	Photo voltai c		Batter y	Solar		410.76	410.76		400	Full Capacity		Off-Peak Deliverability	Group D	MARICOPA	AZ	DCRT	Eastern	Delaney Substation 500 kV	11/30/2025	4/15/2028		NA	Complete	Complete	NA		
HARQUAHALA SUNRISE 2	2029	4/15/2021	4/15/2021	ACTIVE	C14	Photovoltaic	Stora ge		Solar	Batter y		169.20	160.98		150	Full Capacity		Off-Peak Deliverability	Group A	MARICOPA	AZ	DCRT	Eastern	Delaney Substation 500 kV	11/1/2024	9/1/2026		NA	Complete	Complete	NA		

 California ISO				The California ISO Controlled Grid Generation Queue for All: Active																								Report Run Date: 04/29/2025				
						Generating Facility						Net MWs to Grid				Deliverability Status				Location		Point of Interconnection						Study Availability				
Project Name	Queue Position	Interconnection Request Receive Date	Queue Date	Application Status	Study Process	Type-1	Type-2	Type-3	Fuel-1	Fuel-2	Fuel-3	MW-1	MW-2	MW-3	MW Total	Full Capacity, Partial or Energy Only (FC/P/EO)	TPD Allocation Percentage	Off-Peak Deliverability and Economic Only	TPD Allocation Group	County	State	Utility	PTO Study Region	Station or Transmission Line	Proposed On-line Date (as filed with IR)	Current On-line Date	Suspension Status	Feasibility Study <i>or</i> Supplemental Review	System Impact Study <i>or</i> Phase I Cluster Study	Facilities Study (FAS) <i>or</i> Phase II Cluster Study	Optional Study (OS)	Interconnection Agreement Status
MARLEY	2031	4/1/2021	4/15/2021	ACTIVE	C14	Storage			Batter y			206.0910			200	Full Capacity			Group D	RIVERSIDE	CA	SCE	Eastern	Wildlife Substation 230 kV	11/1/2024	6/26/2032		NA	Complete	Complete	NA	
TROLLEY	2032	4/1/2021	4/15/2021	ACTIVE	C14	Storage			Batter y			405.663412			400	Full Capacity			Group D	SAN BERNARDINO	CA	SCE	Eastern	Etiwanda Substation 230 kV	6/30/2024	2/26/2031		NA	Complete	Complete	NA	
CARMINE	2033	4/1/2021	4/15/2021	ACTIVE	C14	Storage			Batter y			360.2960			350	Full Capacity		Off-Peak Deliverability	Group D	RIVERSIDE	CA	SCE	Eastern	Colorado River Substation 230 kV	11/1/2024	12/26/2030		NA	Complete	Complete	NA	
HUB CITY ENERGY STORAGE	2034	4/3/2021	4/15/2021	ACTIVE	C14	Storage			Batter y			261			250	Partial Capacity	40		Group D	SAN BERNARDINO	CA	SCE	Eastern	Devers 220kV	6/1/2025	1/1/2031		NA	Complete	Complete	NA	
REDONDA	2036	4/5/2021	4/15/2021	ACTIVE	C14	Photovoltaic	Stora ge		Solar	Batter y		273.0212	268.7138		250	Full Capacity		Off-Peak Deliverability	Group A	RIVERSIDE	CA	SCE	Eastern	Red Bluff Substation 220 kV	12/1/2024	1/1/2031		NA	Complete	Complete	NA	
SARGASSO STORAGE	2037	4/6/2021	4/15/2021	ACTIVE	C14	Storage			Batter y			202.80			200	Full Capacity			Group D	SAN BERNARDINO	CA	SCE	Eastern	San Bernadino 230 kV	12/15/2024	5/26/2032		NA	Complete	Complete	NA	
SANDRIFT STORAGE 1	2039	4/7/2021	4/15/2021	ACTIVE	C14	Storage			Batter y			254.77			250	Partial Capacity	88.43		Group A	RIVERSIDE	CA	SCE	Eastern	Red Bluff Substation 230 kV	12/31/2023	12/26/2030		NA	Complete	Complete	NA	
SANDRIFT STORAGE 2	2041	4/7/2021	4/15/2021	ACTIVE	C14	Storage			Batter y			254.77			250	Partial Capacity	88.43		Group A	RIVERSIDE	CA	SCE	Eastern	Red Bluff Substation 230 kV	12/31/2023	12/26/2030		NA	Complete	Complete	NA	
EASLEY	2042	4/8/2021	4/15/2021	ACTIVE	C14	Storage	Photo voltaic		Batter y	Solar		650	350		650	Full Capacity		Off-Peak Deliverability	Group A	RIVERSIDE	CA	SCE	Eastern	Red Bluff Substation 500 kV	12/31/2024	3/6/2028		NA	Complete	Complete	NA	Executed
PICADOR ENERGY STORAGE	2043	4/6/2021	4/15/2021	ACTIVE	C14	Storage			Batter y			252			250	Full Capacity			Group D	SAN BERNARDINO	CA	SCE	Eastern	Etiwanda Substation 230 kV	8/1/2024	5/26/2032		NA	Complete	Complete	NA	
INVICTUS	2045	4/10/2021	4/15/2021	ACTIVE	C14	Storage	Photo voltaic		Batter y	Solar		430.1920	430.1920		300	Full Capacity		Off-Peak Deliverability	Group B	RIVERSIDE	CA	SCE	Eastern	Colorado River 230 kV	12/15/2025	11/26/2029		NA	Complete	Complete	NA	
TWIN PALMS SOLAR	2048	4/8/2021	4/15/2021	ACTIVE	C14	Storage	Photo voltaic		Batter y	Solar		288.1440	288		280	Full Capacity		Off-Peak Deliverability	Group A	RIVERSIDE	CA	SCE	Eastern	Colorado River Substation 230 kV	10/30/2025	1/30/2030		NA	Complete	Complete	NA	

 California ISO				The California ISO Controlled Grid Generation Queue for All: Active																							Report Run Date: 04/29/2025					
						Generating Facility						Net MWs to Grid				Deliverability Status				Location		Point of Interconnection						Study Availability				
Project Name	Queue Position	Interconnection Request Receive Date	Queue Date	Application Status	Study Process	Type-1	Type-2	Type-3	Fuel-1	Fuel-2	Fuel-3	MW-1	MW-2	MW-3	MW Total	Full Capacity, Partial or Energy Only (FC/P/EO)	TPD Allocation Percentage	Off-Peak Deliverability and Economic Only	TPD Allocation Group	County	State	Utility	PTO Study Region	Station or Transmission Line	Proposed On-line Date (as filed with IR)	Current On-line Date	Suspension Status	Feasibility Study <i>or</i> Supplemental Review	System Impact Study <i>or</i> Phase I Cluster Study	Facilities Study (FAS) <i>or</i> Phase II Cluster Study	Optional Study (OS)	Interconnection Agreement Status
ARDILLA	2049	4/9/2021	4/15/2021	ACTIVE	C14	Storage			Batter y			410.76			400	Full Capacity			Group D	RIVERSIDE	CA	SCE	Eastern	Devers Substation 230kV	11/30/2025	4/26/2032		NA	Complete	Complete	NA	
ETERNAL 2	2050	4/13/2021	4/15/2021	ACTIVE	C14	Storage	Stora ge		Pump ed-Stora ge hydro	Batter y		1417	1434.40		1400	Full Capacity		Off-Peak Deliverability	Group D	RIVERSIDE	CA	SCE	Eastern	Red Bluff Substation 500 kV	12/1/2026	11/26/2031		NA	Complete	Complete	NA	
SALVADOR	2051	4/13/2021	4/15/2021	ACTIVE	C14	Photovoltaic	Stora ge		Solar	Batter y		65	404.80		400	Full Capacity		Off-Peak Deliverability	Group D	RIVERSIDE	CA	SCE	Eastern	MIRAGE Substation 220 kV	12/15/2025	12/26/2030		NA	Complete	Complete	NA	
BOUSE SOLAR AND STORAGE PLANT	2052	4/15/2021	4/15/2021	ACTIVE	C14	Photovoltaic	Stora ge		Solar	Batter y		1009.90	1010.88		1000	Full Capacity		Off-Peak Deliverability	Group D	LA PAZ	AZ	SCE	Eastern	Colorado River - Palo Verde 500kV	2/5/2026	12/26/2033		NA	Complete	Complete	NA	
EUISMOD	2055	4/1/2021	4/15/2021	ACTIVE	C14	Photovoltaic	Stora ge		Solar	Batter y		623.48	623.48		600	Full Capacity		Off-Peak Deliverability	Group B	KERN	CA	SCE	Northern	WHIRLWIND Substation 230 kV	6/30/2024	2/26/2033		NA	Complete	Complete	NA	
FOUR CREEKS ENERGY STORAGE	2058	4/2/2021	4/15/2021	ACTIVE	C14	Storage			Batter y			261			250	Full Capacity			Group B	TULARE	CA	SCE	Northern	Rector Substation 230 kV	6/1/2025	7/1/2030		NA	Complete	Complete	NA	
J90 ENERGY STORAGE	2059	4/2/2021	4/15/2021	ACTIVE	C14	Storage			Batter y			261			250	Full Capacity		Off-Peak Deliverability	Group B	LOS ANGELES	CA	SCE	Northern	Antelope Substation 230 kV	6/1/2025	2/26/2033		NA	Complete	Complete	NA	Executed
SAGEBRUSH ENERGY STORAGE	2060	4/5/2021	4/15/2021	ACTIVE	C14	Storage			Batter y			528			500	Partial Capacity	50		Group D	KERN	CA	SCE	Northern	Vincent Substation 230 kV	7/1/2025	2/26/2033		NA	Complete	Complete	NA	
JUNIPER STORAGE	2061	4/5/2021	4/15/2021	ACTIVE	C14	Photovoltaic	Stora ge		Solar	Batter y		153.50	153.50		150	Full Capacity		Off-Peak Deliverability		LOS ANGELES	CA	SCE	Northern	Vincent - Pearblossom 230 kV line	6/30/2024	2/26/2033		NA	Complete	Complete	NA	
DORIAN STORAGE	2062	4/6/2021	4/15/2021	ACTIVE	C14	Storage			Batter y			213.5926			200	Full Capacity		Off-Peak Deliverability	Group D	LOS ANGELES	CA	SCE	Northern	Antelope Substation 230 kV	10/1/2025	8/26/2034		NA	Complete	Complete	NA	
ELION ENERGY STORAGE	2064	4/6/2021	4/15/2021	ACTIVE	C14	Storage			Batter y			302.40			300	Full Capacity			Group D	LOS ANGELES	CA	SCE	Northern	Antelope ValleySubstation 230 kV	8/1/2024	5/26/2034		NA	Complete	Complete	NA	

				The California ISO Controlled Grid Generation Queue for All: Active																								Report Run Date: 04/29/2025				
						Generating Facility						Net MWs to Grid				Deliverability Status				Location		Point of Interconnection						Study Availability				
Project Name	Queue Position	Interconnection Request Receive Date	Queue Date	Application Status	Study Process	Type-1	Type-2	Type-3	Fuel-1	Fuel-2	Fuel-3	MW-1	MW-2	MW-3	MW Total	Full Capacity, Partial or Energy Only (FC/P/EO)	TPD Allocation Percentage	Off-Peak Deliverability and Economic Only	TPD Allocation Group	County	State	Utility	PTO Study Region	Station or Transmission Line	Proposed On-line Date (as filed with IR)	Current On-line Date	Suspension Status	Feasibility Study <i>or</i> Supplemental Review	System Impact Study <i>or</i> Phase I Cluster Study	Facilities Study (FAS) <i>or</i> Phase II Cluster Study	Optional Study (OS)	Interconnection Agreement Status
DRIFTER ENERGY STORAGE	2066	4/6/2021	4/15/2021	ACTIVE	C14	Storage			Batter y			504.80			500	Full Capacity			Group B	VENTURA	CA	SCE	Northern	Moorpark Substation 230 kV	8/1/2024	3/26/2033		NA	Complete	Complete	NA	
BOBOR STORAGE	2068	4/7/2021	4/15/2021	ACTIVE	C14	Storage			Batter y			152.10			150	Full Capacity			Group D	TULARE	CA	SCE	Northern	Rector Substation 230 kV	12/15/2025	12/26/2030		NA	Complete	Complete	NA	
SOLEIL CANTIL	2078	4/9/2021	4/15/2021	ACTIVE	C14	Photovoltaic	Stora ge		Solar	Batter y		372.30	225		350	Full Capacity		Off-Peak Deliverability		KERN	CA	SCE	Northern	Windhub Substation 500kV	6/1/2024	2/26/2033		NA	Complete	Complete	NA	
RANGELAND SOLAR	2080	4/12/2021	4/15/2021	ACTIVE	C14	Photovoltaic	Stora ge		Solar	Batter y		113.8320	102.6720		210	Full Capacity		Off-Peak Deliverability	Group A	LOS ANGELES	CA	SCE	Northern	Antelope-Magunden #2 230 kV line	10/30/2024	8/26/2033		NA	Complete	Complete	NA	
MINERAL KING SOLAR	2081	4/9/2021	4/15/2021	ACTIVE	C14	Photovoltaic	Stora ge		Solar	Batter y		215.4124	214.0983		200	Full Capacity		Off-Peak Deliverability		TULARE	CA	SCE	Northern	Rector Substation 220 kV	12/31/2026	9/26/2029		NA	Complete	Complete	NA	
ELECTRON	2082	4/12/2021	4/15/2021	ACTIVE	C14	Storage			Batter y			300			300	Energy Only				LOS ANGELES	CA	SCE	Northern	ANTELOPE Substation 220 kV	6/1/2024	1/26/2033		NA	Complete	Complete	NA	
SOLSKEN	2085	4/9/2021	4/15/2021	ACTIVE	C14	Storage	Photo voltai c		Batter y	Solar		345	464.42		460	Full Capacity		Off-Peak Deliverability		TULARE	CA	SCE	Northern	Springville Substation 230 kV	4/15/2024	2/26/2033		NA	Complete	Complete	NA	
GREASEWOOD ENERGY STORAGE	2089	4/14/2021	4/15/2021	ACTIVE	C14	Storage			Batter y			513.20			500	Full Capacity			Group D	KERN	CA	SCE	Northern	Whirlwind Substation 500 kV	6/1/2025	2/26/2033		NA	Complete	Complete	NA	
GWENT STORAGE 2	2090	4/14/2021	4/15/2021	ACTIVE	C14	Storage			Batter y			473			465	Full Capacity			Group D	VENTURA	CA	SCE	Northern	Moorpark Substation 230 kV	12/15/2023	1/26/2033		NA	Complete	Complete	NA	
MAATHAI	2091	4/14/2021	4/15/2021	ACTIVE	C14	Storage			Batter y			256			250	Full Capacity			Group D	LOS ANGELES	CA	SCE	Northern	Vincent Substation 230 kV	12/15/2023	1/26/2033		NA	Complete	Complete	NA	In Progress
ROSA STORAGE	2092	4/14/2021	4/15/2021	ACTIVE	C14	Storage			Batter y			511.7250			500	Full Capacity			Group D	VENTURA	CA	SCE	Northern	Moorpark Substation 230 kV	6/1/2025	6/27/2034		NA	Complete	Complete	NA	
HIDALGO ENERGY STORAGE	2096	4/2/2021	4/15/2021	ACTIVE	C14	Storage			Batter y			408.12			400	Partial Capacity	70		Group B	SAN BERNARDINO	CA	SCE	NOL	Kramer-Lugo #1 220 kV	6/1/2024	9/26/2033		NA	Complete	Complete	NA	

The contents of these pages are subject to change without notice. Decisions based on information contained within the California ISO's web site are the visitor's sole responsibility.

 California ISO				The California ISO Controlled Grid Generation Queue for All: Active																							Report Run Date: 04/29/2025						
						Generating Facility						Net MWs to Grid				Deliverability Status				Location		Point of Interconnection						Study Availability					
Project Name	Queue Position	Interconnection Request Receive Date	Queue Date	Application Status	Study Process	Type-1	Type-2	Type-3	Fuel-1	Fuel-2	Fuel-3	MW-1	MW-2	MW-3	MW Total	Full Capacity, Partial or Energy Only (FC/P/EO)	TPD Allocation Percentage	Off-Peak Deliverability and Economic Only	TPD Allocation Group	County	State	Utility	PTO Study Region	Station or Transmission Line	Proposed On-line Date (as filed with IR)	Current On-line Date	Suspension Status	Feasibility Study <i>or</i> Supplemental Review	System Impact Study <i>or</i> Phase I Cluster Study	Facilities Study (FAS) <i>or</i> Phase II Cluster Study	Optional Study (OS)	Interconnection Agreement Status	
SIENNA SOLAR 2	2097	4/2/2021	4/15/2021	ACTIVE	C14	Photovoltaic	Storage		Solar	Battery		56	56		55	Full Capacity		Off-Peak Deliverability	Group D	SAN BERNARDINO	CA	SCE	NOL	Calcite Substation 230 kV	12/1/2025	3/26/2029		NA	Complete	Complete	NA	In Progress	
WESTON STORAGE	2101	4/8/2021	4/15/2021	ACTIVE	C14	Storage			Battery			213.5957			200	Full Capacity		Off-Peak Deliverability	Group D	SAN BERNARDINO	CA	SCE	NOL	Kramer Substation 230 kV	10/1/2025	3/26/2031		NA	Complete	Complete	NA		
CADY SOLAR	2103	4/9/2021	4/15/2021	ACTIVE	C14	Photovoltaic	Storage		Solar	Battery		312.96	312.96		300	Partial Capacity	80	Off-Peak Deliverability	Group D	SAN BERNARDINO	CA	SCE	NOL	Pisgah Substation 230 kV	11/30/2025	2/26/2031		NA	Complete	Complete	NA		
DOS PALMAS	2104	4/9/2021	4/15/2021	ACTIVE	C14	Storage			Battery			410.76			400	Full Capacity			Group D	SAN BERNARDINO	CA	SCE	NOL	Victor Substation 230 kV	11/30/2025	4/26/2031		NA	Complete	Complete	NA		
CONDUIT ENERGY STORAGE	2105	4/14/2021	4/15/2021	ACTIVE	C14	Storage			Battery			512.58			500	Full Capacity			Group D	SAN BERNARDINO	CA	SCE	NOL	Lugo Substation 500 kV	6/1/2025	2/26/2031		NA	Complete	Complete	NA		
ADAGIO	2109	4/1/2021	4/15/2021	ACTIVE	C14	Storage			Battery			405.663412			400	Full Capacity				LOS ANGELES	CA	SCE	Metro	Hinson Substation 230 kV	6/30/2024	4/28/2032		NA	Complete	Complete	NA		
FLEETWOOD	2111	4/1/2021	4/15/2021	ACTIVE	C14	Storage			Battery			405.514808			400	Full Capacity				LOS ANGELES	CA	SCE	Metro	Litehipe Substation 230 kV	6/30/2024	4/28/2032		NA	Complete	Complete	NA		
GABRIEL STORAGE	2113	4/1/2021	4/15/2021	ACTIVE	C14	Storage			Battery			405.750886			400	Full Capacity			Group B	LOS ANGELES	CA	SCE	Metro	Rio Hondo Substation 230 kV	6/30/2024	2/26/2033		NA	Complete	Complete	NA		
DIRAC	2114	4/1/2021	4/15/2021	ACTIVE	C14	Storage			Battery			403.40			400	Full Capacity			Group D	SAN BERNARDINO	CA	SCE	Metro	Chino Substation 230 kV	6/30/2024	2/26/2031		NA	Complete	Complete	NA		
SIMON	2115	4/1/2021	4/15/2021	ACTIVE	C14	Storage			Battery			405.750886			400	Full Capacity				LOS ANGELES	CA	SCE	Metro	La Cienega Substation 230 kV	6/30/2024	4/26/2032		NA	Complete	Complete	NA		
MARICI	2116	4/1/2021	4/15/2021	ACTIVE	C14	Storage			Battery			405.514808			400	Full Capacity			Group D	LOS ANGELES	CA	SCE	Metro	Walnut Substation 230 kV	6/30/2024	2/26/2031		NA	Complete	Complete	NA		
CORAL REEF	2117	4/1/2021	4/15/2021	ACTIVE	C14	Storage			Battery			405.663412			400	Full Capacity				LOS ANGELES	CA	SCE	Metro	El Nido Substation 230 kV	6/30/2024	4/26/2032		NA	Complete	Complete	NA		



The California ISO Controlled Grid Generation Queue for All: Active

Report Run Date: 04/29/2025

						Generating Facility						Net MWs to Grid				Deliverability Status				Location		Point of Interconnection						Study Availability					
Project Name	Queue Position	Interconnection Request Receive Date	Queue Date	Application Status	Study Process	Type-1	Type-2	Type-3	Fuel-1	Fuel-2	Fuel-3	MW-1	MW-2	MW-3	MW Total	Full Capacity, Partial or Energy Only (FC/P/EO)	TPD Allocation Percentage	Off-Peak Deliverability and Economic Only	TPD Allocation Group	County	State	Utility	PTO Study Region	Station or Transmission Line	Proposed On-line Date (as filed with IR)	Current On-line Date	Suspension Status	Feasibility Study <i>or</i> Supplemental Review	System Impact Study <i>or</i> Phase I Cluster Study	Facilities Study (FAS) <i>or</i> Phase II Cluster Study	Optional Study (OS)	Interconnection Agreement Status	
GREENWOOD ENERGY STORAGE	2121	4/6/2021	4/15/2021	ACTIVE	C14	Storage			Batter y			252			250	Full Capacity			Group D	LOS ANGELES	CA	SCE	Metro	Mesa Substation 500 kV	8/1/2024	5/26/2032		NA	Complete	Complete	NA		
TABLA ENERGY STORAGE	2124	4/6/2021	4/15/2021	ACTIVE	C14	Storage			Batter y			302.40			300	Full Capacity			Group D	LOS ANGELES	CA	SCE	Metro	Rio Hondo Substation 230 kV	8/1/2024	5/26/2032		NA	Complete	Complete	NA		
TYRELL ENERGY STORAGE	2125	4/6/2021	4/15/2021	ACTIVE	C14	Storage			Batter y			302.40			300	Full Capacity			Group D	ORANGE	CA	SCE	Metro	Viejo Substation 230kV	8/1/2024	5/26/2032		NA	Complete	Complete	NA		
OTROS ALAMITOS ENERGY STORAGE	2127	4/8/2021	4/15/2021	ACTIVE	C14	Storage			Batter y			241.50			236	Full Capacity			Group D	LOS ANGELES	CA	SCE	Metro	Alamitos 220 kV	10/30/2025	8/26/2031		NA	Complete	Complete	NA		
LOS NIETOS	2129	4/8/2021	4/15/2021	ACTIVE	C14	Storage			Batter y			102.26			100	Full Capacity			Group D	ORANGE	CA	SCE	Metro	Johanna Substation 230 kV	11/1/2024	4/26/2031		NA	Complete	Complete	NA		
MERLIN STORAGE	2131	4/9/2021	4/15/2021	ACTIVE	C14	Storage			Batter y			200			200	Full Capacity				LOS ANGELES	CA	SCE	Metro	Hinson Substation 220 kV	6/1/2023	5/26/2032		NA	Complete	Complete	NA		
HAVEN STORAGE	2136	4/9/2021	4/15/2021	ACTIVE	C14	Storage			Batter y			312.96			300	Full Capacity			Group D	LOS ANGELES	CA	SCE	Metro	Rio Hondo Substation 230 kV	11/30/2025	2/26/2031		NA	Complete	Complete	NA	Executed	
COMMERCE ENERGY STORAGE 3	2139	4/15/2021	4/15/2021	ACTIVE	C14	Storage			Batter y			256.29			250	Full Capacity			Group D	L.A	CA	SCE	Metro	Laguna Bell Substation 230 kV	6/1/2025	2/26/2031		NA	Complete	Complete	NA		
STERLING	2140	4/6/2021	4/15/2021	ACTIVE	C14	Storage	Photo voltai c		Batter y	Solar		250	250		250	Full Capacity		Off-Peak Deliverability	Group A	CLARK	NV	SCE	EOP	Mohave Substation 500 kV	12/1/2024	5/26/2031		NA	Complete	Complete	NA		
DELAMAR ENERGY STORAGE 2	2141	4/14/2021	4/15/2021	ACTIVE	C14	Storage			Batter y			256.29			250	Full Capacity			Group B	CLARK	NV	SCE	EOP	SCE portion of Eldorado Substation 230 kV	6/1/2025	6/26/2027		NA	Complete	Complete	NA		
SILVER STAR SOLAR	2142	3/31/2021	4/15/2021	ACTIVE	C14	Storage	Photo voltai c		Batter y	Solar		516.7638	516.7638		500	Energy Only		Off-Peak Deliverability	Group D	NYE	NV	GLW	EOP	Lathrop Wells Substation 230 kV	3/31/2028	12/1/2028		NA	Complete	Complete	NA	Executed	
ROCK VALLEY ENERGY CENTER	2144	4/9/2021	4/15/2021	ACTIVE	C14	Storage	Photo voltai c		Batter y	Solar		515.08	508.56		500	Energy Only		Off-Peak Deliverability	Group D	NYE	NV	GLW	EOP	Beatty Substation 230 kV	11/30/2025	3/15/2029		NA	Complete	Complete	NA	Executed	





The California ISO Controlled Grid Generation Queue for All: Active


Report Run Date: 04/29/2025

						Generating Facility						Net MWs to Grid				Deliverability Status				Location		Point of Interconnection						Study Availability				
Project Name	Queue Position	Interconnection Request Receive Date	Queue Date	Application Status	Study Process	Type-1	Type-2	Type-3	Fuel-1	Fuel-2	Fuel-3	MW-1	MW-2	MW-3	MW Total	Full Capacity, Partial or Energy Only (FC/P/EO)	TPD Allocation Percentage	Off-Peak Deliverability and Economic Only	TPD Allocation Group	County	State	Utility	PTO Study Region	Station or Transmission Line	Proposed On-line Date (as filed with IR)	Current On-line Date	Suspension Status	Feasibility Study <i>or</i> Supplemental Review	System Impact Study <i>or</i> Phase I Cluster Study	Facilities Study (FAS) <i>or</i> Phase II Cluster Study	Optional Study (OS)	Interconnection Agreement Status
DANDELION HYBRID SOLAR	2145	4/14/2021	4/15/2021	ACTIVE	C14	Photovoltaic	Storage		Solar	Battery		223.33	110.87		220	Full Capacity		Off-Peak Deliverability	Group B	NYE	NV	GLW	EOP	Vista Substation 230 kV	11/30/2024	12/26/2027		NA	Complete	Complete	NA	
WATER ROCK SOLAR 2	2146	3/31/2021	4/15/2021	ACTIVE	C14	Storage	Photovoltaic		Battery	Solar		516.7638	516.7638		500	Energy Only		Off-Peak Deliverability	Group D	NYE	NV	GLW	EOP	Gamebird Substation 230 kV	3/31/2028	12/1/2028		NA	Complete	Complete	NA	
KAWICH	2147	4/6/2021	4/15/2021	ACTIVE	C14	Photovoltaic	Storage		Solar	Battery		350	350		350	Full Capacity		Off-Peak Deliverability	Group A	CLARK	NV	GLW	EOP	Innovation-Desert View 230 kV Line	6/1/2025	7/27/2029		NA	Complete	Complete	NA	Executed
MOSEY	2148	4/6/2021	4/15/2021	ACTIVE	C14	Storage	Photovoltaic		Battery	Solar		537.0067	543.8560		500	Full Capacity		Off-Peak Deliverability	Group A	CLARK	NV	GLW	EOP	Trout Canyon Substation 230 kV	6/1/2025	6/27/2029		NA	Complete	Complete	NA	Executed
SUNBAKED SOLAR	2149	4/9/2021	4/15/2021	ACTIVE	C14	Storage	Photovoltaic		Battery	Solar		515.08	508.56		500	Energy Only		Off-Peak Deliverability	Group B	INYO	CA	GLW	EOP	Trout Canyon Substation 230 kV	11/30/2025	2/26/2029		NA	Complete	Complete	NA	Executed
ROUGH HAT 3	2150	4/14/2021	4/15/2021	ACTIVE	C14	Photovoltaic	Storage		Solar	Battery		307	307		300	Full Capacity		Off-Peak Deliverability		CLARK	NV	GLW	EOP	Trout Canyon Substation 230 kV	9/1/2024	9/15/2028		NA	Complete	Complete	NA	
FRIGATEBIRD STORAGE	2153	3/23/2021	4/15/2021	ACTIVE	C14	Storage			Battery			213.5487			200	Full Capacity				SAN DIEGO	CA	SDGE	SDGE	Silvergate Substation 230 kV	6/30/2023	3/5/2035		NA	Complete	Complete	NA	
REMY	2154	4/1/2021	4/15/2021	ACTIVE	C14	Storage	Photovoltaic		Battery	Solar		308.47	308		300	Full Capacity		Off-Peak Deliverability		YUMA	AZ	SDGE	SDGE	Hoodoo Wash Switchyard 500 kV	12/1/2025	6/30/2029		NA	Complete	Complete	NA	
GNARLY OSAGE	2157	4/1/2021	4/15/2021	ACTIVE	C14	Storage			Battery			304.399920			300	Full Capacity				SAN DIEGO	CA	SDGE	SDGE	Encina Substation 138 kV	6/30/2024	8/7/2027		NA	Complete	Complete	NA	
ALISA SOLAR ENERGY COMPLEX	2161	4/1/2021	4/15/2021	ACTIVE	C14	Photovoltaic	Storage		Solar	Battery		208.4940	208.4940		200	Energy Only		Off-Peak Deliverability	Group D	YUMA	AZ	SDGE	SDGE	Hoodoo Wash - North Gila 500 kV	6/1/2024	6/1/2028		NA	Complete	Complete	NA	
SOLAR DE MEXICALI	2162	3/31/2021	4/15/2021	ACTIVE	C14	Photovoltaic	Storage		Solar	Battery		286.13	286.13		275	Full Capacity		Off-Peak Deliverability	Group D	BAJA CALIFORNIA	MX	SDGE	SDGE	Imperial Valley Substation 230 kV	12/31/2027	3/16/2030		NA	Complete	Complete	NA	
TOWER 1 ENERGY STORAGE	2165	4/6/2021	4/15/2021	ACTIVE	C14	Storage			Battery			105			100	Full Capacity			Group B	SAN DIEGO	CA	SDGE	SDGE	Ocean Ranch Substation 69 kV	6/1/2025	2/5/2029		NA	Complete	Complete	NA	

The contents of these pages are subject to change without notice. Decisions based on information contained within the California ISO's web site are the visitor's sole responsibility.

				The California ISO Controlled Grid Generation Queue for All: Active																								Report Run Date: 04/29/2025				
						Generating Facility						Net MWs to Grid				Deliverability Status				Location		Point of Interconnection						Study Availability				
Project Name	Queue Position	Interconnection Request Receive Date	Queue Date	Application Status	Study Process	Type-1	Type-2	Type-3	Fuel-1	Fuel-2	Fuel-3	MW-1	MW-2	MW-3	MW Total	Full Capacity, Partial or Energy Only (FC/P/EO)	TPD Allocation Percentage	Off-Peak Deliverability and Economic Only	TPD Allocation Group	County	State	Utility	PTO Study Region	Station or Transmission Line	Proposed On-line Date (as filed with IR)	Current On-line Date	Suspension Status	Feasibility Study <i>or</i> Supplemental Review	System Impact Study <i>or</i> Phase I Cluster Study	Facilities Study (FAS) <i>or</i> Phase II Cluster Study	Optional Study (OS)	Interconnection Agreement Status
UMBRIEL	2166	4/8/2021	4/15/2021	ACTIVE	C14	Storage	Photovoltaic		Battery	Solar		1182.38	1182.38		1150	Full Capacity		Off-Peak Deliverability	Group A	IMPERIAL	CA	SDGE	SDGE	North Gila - Imperial Valley 500 kV Line	12/31/2026	6/5/2035		NA	Complete	Complete	NA	
HAMMERHEAD STORAGE	2167	4/8/2021	4/15/2021	ACTIVE	C14	Storage			Battery			71.30			70	Full Capacity			Group D	SAN DIEGO	CA	SDGE	SDGE	Scripps Substation 69 kV	12/15/2024	5/5/2030		NA	Complete	Complete	NA	
DESERT JEWEL STORAGE	2173	4/8/2021	4/15/2021	ACTIVE	C14	Storage			Battery			206.31			200	Full Capacity			Group A	SAN DIEGO	CA	SDGE	SDGE	Boulevard East Substation 138 kV	10/30/2025	2/5/2029		NA	Complete	Complete	NA	
YUHA DESERT BATTERY STORAGE	2176	4/2/2021	4/15/2021	ACTIVE	C14	Storage			Battery			633.10			600	Full Capacity			Group D	IMPERIAL	CA	SDGE	SDGE	Imperial Valley Substation 230 kV	12/31/2024	11/5/2031		NA	Complete	Complete	NA	
BOULDER BRUSH HYBRID	2177	4/13/2021	4/15/2021	ACTIVE	C14	Wind Turbine	Storage		Wind Turbine	Battery		105.80	313.919280		400	Full Capacity		Off-Peak Deliverability	Group D	SAN DIEGO	CA	SDGE	SDGE	Suncrest - Ocotillo 500 kV Line	6/1/2025	2/5/2031		NA	Complete	Complete	NA	
BELL BLUFF STORAGE	2178	4/9/2021	4/15/2021	ACTIVE	C14	Storage			Battery			312.96			300	Full Capacity			Group D	SAN DIEGO	CA	SDGE	SDGE	Suncrest Substation 230 kV	11/30/2025	3/5/2035		NA	Complete	Complete	NA	
CARGO STORAGE	2180	4/9/2021	4/15/2021	ACTIVE	C14	Storage			Battery			312.96			300	Full Capacity			Group D	SAN DIEGO	CA	SDGE	SDGE	Otay Mesa Switchyard 230 kV	3/31/2025	5/5/2036		NA	Complete	Complete	NA	
TAYLOR STORAGE	2182	4/9/2021	4/15/2021	ACTIVE	C14	Storage			Battery			101.90			100	Energy Only			Group B	SAN DIEGO	CA	SDGE	SDGE	Chicarita Substation 138 kV	11/1/2025	2/5/2029		NA	Complete	Complete	NA	
AMBERJACK ENERGY STORAGE	2184	4/14/2021	4/15/2021	ACTIVE	C14	Storage			Battery			100.6499			100	Full Capacity			Group B	SAN DIEGO	CA	SDGE	SDGE	Loveland - Alpine 69 kV Line	11/30/2024	2/5/2034		NA	Complete	Complete	NA	
GATEWAY ENERGY STORAGE 2	2185	4/15/2021	4/15/2021	ACTIVE	C14	Storage			Battery			256.29			250	Full Capacity			Group D	SAN DIEGO	CA	SDGE	SDGE	Otay Mesa Switchyard 230 kV	6/1/2024	2/5/2035		NA	Complete	Complete	NA	
SANDBAR ENERGY STORAGE	2186	4/15/2021	4/15/2021	ACTIVE	C14	Storage			Battery			256			250	Full Capacity			Group B	SAN DIEGO	CA	SDGE	SDGE	San Luis Rey Substation 230 kV	6/1/2025	2/5/2030		NA	Complete	Complete	NA	
GERANIUM ENERGY STORAGE	2188	4/15/2021	4/15/2021	ACTIVE	C14	Storage			Battery			51.40			50	Full Capacity			Group D	SAN DIEGO	CA	SDGE	SDGE	Miguel Substation 69 kV	12/31/2023	2/5/2029		NA	Complete	Complete	NA	

				The California ISO Controlled Grid Generation Queue for All: Active																							Report Run Date: 04/29/2025						
						Generating Facility						Net MWs to Grid				Deliverability Status				Location		Point of Interconnection						Study Availability					
Project Name	Queue Position	Interconnection Request Receive Date	Queue Date	Application Status	Study Process	Type-1	Type-2	Type-3	Fuel-1	Fuel-2	Fuel-3	MW-1	MW-2	MW-3	MW Total	Full Capacity, Partial or Energy Only (FC/P/EO)	TPD Allocation Percentage	Off-Peak Deliverability and Economic Only	TPD Allocation Group	County	State	Utility	PTO Study Region	Station or Transmission Line	Proposed On-line Date (as filed with IR)	Current On-line Date	Suspension Status	Feasibility Study <i>or</i> Supplemental Review	System Impact Study <i>or</i> Phase I Cluster Study	Facilities Study (FAS) <i>or</i> Phase II Cluster Study	Optional Study (OS)	Interconnection Agreement Status	
PAJARO VALLEY STORAGE	2192	4/13/2021	4/15/2021	ACTIVE	C14	Storage			Batter y			102.04			100	Full Capacity				SAN DIEGO	CA	SDGE	SDGE	Salt Creek Substation 69 kV	9/1/2024	3/5/2030		NA	Complete	Complete	NA		
TOWNSHIP EXPANSION	2195	7/7/2022	10/13/2022	ACTIVE	ISP	Gas Turbine	Stora ge		Batter y			11.30	11.30		11	Full Capacity		Off-Peak Deliverability		SUTTER	CA	PGAE	Northern	Greenleaf #1 115 kV Tap	6/1/2024	6/1/2024		NA			NA		

 California ISO				The California ISO Controlled Grid Generation Queue for All: Completed																							Report Run Date: 04/29/2025					
						Generating Facility						Net MWs to Grid				Deliverability Status				Location		Point of Interconnection					Study Availability					
Project Name	Queue Position	Interconnection Request Receive Date	Queue Date	Application Status	Study Process	Type-1	Type-2	Type-3	Fuel-1	Fuel-2	Fuel-3	MW-1	MW-2	MW-3	MW Total	Full Capacity, Partial or Energy Only (FC/P/EO)	TPD Allocation Percentage	Off-Peak Deliverability and Economic Only	TPD Allocation Group	County	State	Utility	PTO Study Region	Station or Transmission Line	Proposed On-line Date (as filed with IR)	Current On-line Date	Feasibility Study <i>or</i> Supplemental Review	System Impact Study <i>or</i> Phase I Cluster Study	Facilities Study (FAS) <i>or</i> Phase II Cluster Study	Optional Study (OS)	Interconnection Agreement Status	
OTAY MESA GENERATING PROJECT	1A	11/1/1999	11/1/1999	COMPLETED	Pre- Amend. 39	Combined Cycle			Natural Gas			550			550			Off-Peak Deliverability		SAN DIEGO	CA	SDGE		Otay Mesa Switchyard 230 kV	3/1/2002	10/2/2009		Complete	Complete		Executed	
GATEWAY GENERATING FACILITY (FKA CONTRA COSTA POWER PLANT PROJECT)	2	8/10/1999	2/3/2000	COMPLETED	Pre- Amend. 39	Combined Cycle			Natural Gas			590			590			Off-Peak Deliverability		CONTRA COSTA	CA	PGAE		Contra Costa Power Plant 230 kV bus	11/28/2007	1/6/2009		Complete	Complete		Executed	
CPV SENTINEL (FKA INTERGEN OCOTILLO)	3	4/21/2000	6/14/2000	COMPLETED	Serial LGIP	Gas Turbine	Storage		Natural Gas	Battery		850	16		850	Full Capacity		Off-Peak Deliverability		RIVERSIDE	CA	SCE	Eastern	Devers Substation 230kV Bus	1/1/2004	6/1/2013	Waived	Re-Study	Re-Study	Complete	Executed	
PALOMAR ENERGY PROJECT	4	8/8/2000	8/8/2000	COMPLETED	Pre- Amend. 39	Combined Cycle			Natural Gas			521			521			Off-Peak Deliverability		SAN DIEGO	CA	SDGE		Palomar Energy Switchyard 230 kV	6/1/2001	10/14/2005		Complete	Complete		Executed	
NRG EL SEGUNDO - TOT041	7	8/16/2000	10/6/2000	COMPLETED	Pre- Amend. 39	Combined Cycle			Natural Gas			570			570			Off-Peak Deliverability		LOS ANGELES	CA	SCE	Metro	El Segundo 220 kV Bus	8/1/2009	7/10/2013		Complete	Complete	Complete	Executed	
BLYTHE ENERGY PROJECT PHASE I	11A	7/26/2002	7/26/2002	COMPLETED		Combined Cycle			Natural Gas			520			520	Full Capacity		Off-Peak Deliverability		RIVERSIDE	CA	SCE	Northern	Julian Hinds Substation 230kV	6/1/2005	7/31/2010	NA	Complete	Complete	NA	Executed	
SHILOH WIND PARTNERS, LLC	12	12/16/2002	12/16/2002	COMPLETED	AMEND 39	Wind Turbine			Wind Turbine			150			150			Off-Peak Deliverability		SOLANO	CA	PGAE		Birds Landing Sub 230kV Bus	10/31/2005	3/30/2006		Complete	Complete		Executed	
LAKE HODGES PUMPED STORAGE PROJECT	13	1/3/2003	1/3/2003	COMPLETED	AMEND 39	Storage			Water			40			40			Off-Peak Deliverability		SAN DIEGO	CA	SDGE		Lake Hodges Metering Switchyard 69 kV	7/1/2007	8/26/2012		Complete	Complete		Executed	
OTAY MESA	14	1/7/2003	1/7/2003	COMPLETED	AMEND 39	Combined Cycle			Natural Gas			65			65			Off-Peak Deliverability		SAN DIEGO	CA	SDGE		Otay Mesa Switchyard 230 kV	12/31/2004	10/2/2009		Complete	Complete		Executed	
KUMEYAAY/CAMPO WIND FARM	19	6/4/2003	6/18/2003	COMPLETED	AMEND 39	Wind Turbine			Wind Turbine			46			46			Off-Peak Deliverability		SAN DIEGO	CA	SDGE		Crestwood Substation 69 kV	12/31/2005	9/30/2005		Complete	Complete		Executed	
MANZANA WIND	20	8/19/2003	9/4/2003	COMPLETED	AMEND 39	Other			Other			189			189			Off-Peak Deliverability		KERN	CA	SCE	Northern	Whirlwind 220kV	12/31/2006	11/14/2018		Complete	Complete			



The California ISO Controlled Grid Generation Queue for All: Completed

Report Run Date: 04/29/2025

						Generating Facility						Net MWs to Grid				Deliverability Status				Location		Point of Interconnection					Study Availability				
Project Name	Queue Position	Interconnection Request Receive Date	Queue Date	Application Status	Study Process	Type-1	Type-2	Type-3	Fuel-1	Fuel-2	Fuel-3	MW-1	MW-2	MW-3	MW Total	Full Capacity, Partial or Energy Only (FC/P/EO)	TPD Allocation Percentage	Off-Peak Deliverability and Economic Only	TPD Allocation Group	County	State	Utility	PTO Study Region	Station or Transmission Line	Proposed On-line Date (as filed with IR)	Current On-line Date	Feasibility Study <i>or</i> Supplemental Review	System Impact Study <i>or</i> Phase I Cluster Study	Facilities Study (FAS) <i>or</i> Phase II Cluster Study	Optional Study (OS)	Interconnection Agreement Status
BUENA VISTA REPOWER	21	10/3/2003	10/23/2003	COMPLETED	AMEND 39	Wind Turbine			Wind Turbine			37.54999 9237060 55			37.55			Off-Peak Deliverability		CONTRA COSTA	CA	PGAE		Windmaster/Buena Vista Sub	7/1/2004	12/28/2006		N/A			Executed
MOUNTAINVIEW POWER PROJECT	23	11/17/2003	11/24/2003	COMPLETED	AMEND 39	Combined Cycle			Natural Gas			72			72			Off-Peak Deliverability		SAN BERNARDINO	CA	SCE	Eastern	San Bernadino 220+M127 kV	11/1/2004	10/1/2005		Complete	Complete		Executed
SHILOH WIND FARM II	24	1/30/2004	1/30/2004	COMPLETED	AMEND 39	Wind Turbine			Wind Turbine			150			150			Off-Peak Deliverability		SOLANO	CA	PGAE		High Winds/Contra Costa PP	12/31/2006	1/26/2009		Complete	Complete		Executed
TERRA-GEN DIXIE VALLEY EXPANSION (FKA CAITHNESS DIXIE VALLEY)	33	7/9/2004	7/12/2004	COMPLETED	AMEND 39	Steam Turbine			Geothermal			10			10			Off-Peak Deliverability		CHURCHILL	NV	SCE		Bishop Control Substation 115 kV	7/14/1988	5/30/2006		Complete	Complete		Executed
HUMBOLDT BAY POWER PLANT REPOWERING PROJECT	38	10/19/2004	11/11/2004	COMPLETED	AMEND 39	Combustion Turbine						146.3999 9389648 438			146.40			Off-Peak Deliverability		HUMBOLDT	CA	PGAE		Humboldt Power Plant Substation	8/1/2008	9/29/2010		Complete	Complete		Executed
SHILOH III	39	11/11/2004	11/11/2004	COMPLETED	AMEND 39	Wind Turbine			Wind Turbine			200			200			Off-Peak Deliverability		SOLANO	CA	PGAE		Birds Landing Switching Station 230kV	12/31/2008	12/4/2012		Complete	Complete		Executed
RUSSELL CITY ENERGY CENTER	45	12/1/2004	12/1/2004	COMPLETED	AMEND 39	Combustion Turbine						354			354			Off-Peak Deliverability		ALAMEDA	CA	PGAE		Eastshore Substation 230kV	7/31/2006	8/8/2013		Complete	Re-Study		Executed
INLAND EMPIRE ENERGY CENTER	50	12/21/2004	12/21/2004	COMPLETED	AMEND 39	Combined Cycle			Natural Gas			810			810			Off-Peak Deliverability		RIVERSIDE	CA	SCE	Eastern	SCE Valley Substation 500 kV	5/31/2008	6/7/2010		Complete	Complete		Executed
FRESNO COGEN ICE UNIT	51	12/20/2004	12/21/2004	COMPLETED	AMEND 39	Combustion Turbine						0.550000 0119209 290			0.55			Off-Peak Deliverability		FRESNO	CA	PGAE		Kerman-Helm 70kV line	4/30/2005	5/30/2006		N/A			Executed
PANOCH ENERGY CENTER	52	12/1/2004	12/21/2004	COMPLETED	Serial LGIP	Gas Turbine			Natural Gas			401			401			Off-Peak Deliverability		FRESNO	CA	PGAE		Panoche Substation	6/30/2008	5/28/2009	Waived	Complete	Complete	None	Executed
CPV COLUSA	57	12/1/2004	2/8/2005	COMPLETED	AMEND 39	Combined Cycle			Natural Gas			715			715			Off-Peak Deliverability		COLUSA	CA	PGAE		Between Cottonwood and Vaca-Dixon	1/1/2010	12/22/2010		Complete	Complete		Executed



The California ISO Controlled Grid Generation Queue for All: Completed

Report Run Date: 04/29/2025

						Generating Facility						Net MWs to Grid				Deliverability Status				Location		Point of Interconnection					Study Availability				
Project Name	Queue Position	Interconnection Request Receive Date	Queue Date	Application Status	Study Process	Type-1	Type-2	Type-3	Fuel-1	Fuel-2	Fuel-3	MW-1	MW-2	MW-3	MW Total	Full Capacity, Partial or Energy Only (FC/P/EO)	TPD Allocation Percentage	Off-Peak Deliverability and Economic Only	TPD Allocation Group	County	State	Utility	PTO Study Region	Station or Transmission Line	Proposed On-line Date (as filed with IR)	Current On-line Date	Feasibility Study <i>or</i> Supplemental Review	System Impact Study <i>or</i> Phase I Cluster Study	Facilities Study (FAS) <i>or</i> Phase II Cluster Study	Optional Study (OS)	Interconnection Agreement Status
WALNUT CREEK ENERGY PARK - PHASE 1	66	5/6/2005	5/6/2005	COMPLETED	AMEND 39	Combustion Turbine						500.50			500.50			Off-Peak Deliverability		LOS ANGELES	CA	SCE	Metro	Walnut Substation 220kV	9/1/2007	3/21/2013		Complete	Complete		Executed
RUSSELL CITY ENERGY CENTER EXPANSION	67	3/28/2005	5/9/2005	COMPLETED	AMEND 39	Combined Cycle			Natural Gas			245			245			Off-Peak Deliverability		ALAMEDA	CA	PGAE		Eastshore Substation 230kV	7/31/2008	8/8/2013		Complete	Re-Study		Executed
OX MOUNTAIN LANDFILL GAS GENERATION	70	5/9/2005	6/14/2005	COMPLETED	AMEND 39	Combustion Turbine						12.60000 0381469 7270			12.60			Off-Peak Deliverability		SAN MATEO	CA	PGAE		Hillsdale Junction-Half Moon Bay 60 kV line	12/23/2005	3/31/2009		Complete	Complete		Executed
PACIFIC WIND	73	6/6/2005	6/27/2005	COMPLETED	Serial LGIP	Wind Turbine			Wind Turbine			141.30			141.30			Off-Peak Deliverability		KERN	CA	SCE	Northern	Whirlwind Sub 230kV Bus	12/31/2007	7/20/2012	Waived	Complete	Complete	None	Executed
HATCHET RIDGE WIND FARM PROJECT	74	7/12/2005	7/12/2005	COMPLETED	Serial LGIP	Wind Turbine			Wind Turbine			102			102			Off-Peak Deliverability		SHASTA	CA	PGAE	None	Pit #3-Round Mountain 230kV Line	12/15/2007	11/18/2010	Required	Complete	Re-Study	None	Executed
CHOWCHILLA BIOMASS	75	4/28/2005	7/15/2005	COMPLETED	AMEND 39	Steam Turbine			Biofuel			10.50			10.50			Off-Peak Deliverability		MADERA	CA	PGAE		Le Grand-Chowcilla 115 kV	12/31/2005	5/19/2009		Complete	Complete		Executed
EL NIDO	76	4/28/2005	7/15/2005	COMPLETED	AMEND 39	Steam Turbine			Biofuel			10.50			10.50			Off-Peak Deliverability		MERCED	CA	PGAE		Merced #1 70 kV circuit	7/1/2006	5/18/2009		Complete	Complete		Executed
AVALON HYBRID	84	11/22/2005	12/1/2005	COMPLETED	Serial LGIP	Photovoltaic			Solar			100			100	Full Capacity		Off-Peak Deliverability		KERN	CA	SCE	Northern	Whirlwind Sub 230kV Bus	12/31/2009	11/9/2019	Waived	Complete	Complete	None	Executed
VOYAGER WIND	93	2/15/2006	3/1/2006	COMPLETED	Serial LGIP	Wind Turbine			Wind Turbine			220			220	Full Capacity		Off-Peak Deliverability		KERN	CA	SCE	Northern	Windhub Substation 220kV bus	12/31/2008	4/26/2021	Waived	Complete	Complete	None	Executed
CPC EAST	95	2/10/2006	3/1/2006	COMPLETED	Serial LGIP	Wind Turbine			Wind Turbine			550			550			Off-Peak Deliverability		KERN	CA	SCE	Northern	Windhub Substation 220kV bus	12/31/2009	2/14/2012	Waived	Complete	Complete	None	Executed
DIABLO CANYON P.P. UNIT 1	98	3/9/2006	3/9/2006	COMPLETED	TC	Steam Turbine			Nuclear			37			37	Full Capacity		Off-Peak Deliverability		SAN LUIS OBISPO	CA	PGAE		Diablo Canyon Substation Cirvuit Breakers 532 and 632	12/8/2005	12/31/2005	NA	Complete	None	NA	



The California ISO Controlled Grid Generation Queue for All: Completed

Report Run Date: 04/29/2025

						Generating Facility						Net MWs to Grid				Deliverability Status				Location		Point of Interconnection					Study Availability				
Project Name	Queue Position	Interconnection Request Receive Date	Queue Date	Application Status	Study Process	Type-1	Type-2	Type-3	Fuel-1	Fuel-2	Fuel-3	MW-1	MW-2	MW-3	MW Total	Full Capacity, Partial or Energy Only (FC/P/EO)	TPD Allocation Percentage	Off-Peak Deliverability and Economic Only	TPD Allocation Group	County	State	Utility	PTO Study Region	Station or Transmission Line	Proposed On-line Date (as filed with IR)	Current On-line Date	Feasibility Study <i>or</i> Supplemental Review	System Impact Study <i>or</i> Phase I Cluster Study	Facilities Study (FAS) <i>or</i> Phase II Cluster Study	Optional Study (OS)	Interconnection Agreement Status
DIABLO CANYON P.P. UNIT 2	99	3/29/2006	3/29/2006	COMPLETED	Serial LGIP	Steam Turbine			Natural Gas			45			45			Off-Peak Deliverability		SAN LUIS OBISPO	CA	PGAE		Diablo Canyon Substation Circuit Breakers 542 and 642	6/8/2006	6/7/2006	None	None	None	None	
SOLANO WIND PROJECT - PHASE 3 (230KV)	108	6/9/2006	6/9/2006	COMPLETED	Serial LGIP	Wind Turbine			Wind Turbine			128			128			Off-Peak Deliverability		SOLANO	CA	PGAE		Lambie-Contra Costa 230 kV	3/1/2011	3/4/2012	Required	Complete	Complete	Complete	Executed
VOYAGER WIND 2	119	8/8/2006	8/8/2006	COMPLETED	Serial LGIP	Wind Turbine			Wind Turbine			500			500	Full Capacity		Off-Peak Deliverability		KERN	CA	SCE	Northern	Windhub Sub 230kV Bus	12/31/2013	4/26/2021	Required	Complete	Complete	None	Executed
MIRAMAR ENERGY FACILITY II	121	8/16/2006	8/17/2006	COMPLETED	Serial LGIP	Gas Turbine			Natural Gas			49			49			Off-Peak Deliverability		SAN DIEGO	CA	SDGE		Miramar GT Substation 69 kV	3/31/2009	8/7/2009	Waived	Complete	Complete	None	Executed
MOJAVE SOLAR (FKA HARPER LAKE SOLAR)	125	8/22/2006	8/22/2006	COMPLETED	Serial LGIP	Steam Turbine			Solar			250			250	Full Capacity		Off-Peak Deliverability		SAN BERNARDINO	CA	SCE	NOL	Coolwater-Kramer 230kv line	8/1/2010	12/4/2014	Required	Complete	Complete	Complete	Executed
DPT 1	131	9/25/2006	9/25/2006	COMPLETED	Serial LGIP	Steam Turbine			Solar			132			132			Off-Peak Deliverability		SAN BERNARDINO	CA	SCE	NOL	Eldorado-Baker-Cool Water-Dunn Siding-Mountain Pass 115kV line	6/30/2010	12/30/2013	Required	Complete	Complete	None	Executed
NORTH SKY RIVER WIND	132	9/27/2006	9/27/2006	COMPLETED	Serial LGIP	Wind Turbine			Wind Turbine			162			162	Full Capacity		Off-Peak Deliverability		KERN	CA	SCE	Northern	Highwind Substation 230kV bus	12/31/2010	12/7/2012	Required	Complete	Complete	Complete	Executed
CARLSBAD 1	137	10/16/2006	10/17/2006	COMPLETED	Serial LGIP	Combined Cycle			Natural Gas			211			211			Off-Peak Deliverability		SAN DIEGO	CA	SDGE		Encina Substation 230 kV	8/1/2017	11/19/2018	Waived	Complete	Complete	None	Executed
DESERT SUNLIGHT PV I	146	11/16/2006	11/16/2006	COMPLETED	Serial LGIP	Photovoltaic	Storage		Solar	Battery		250	230		250	Partial Capacity	65	Off-Peak Deliverability		RIVERSIDE	CA	SCE	Eastern	Red Bluff Substation 230kV	12/1/2008		Required	Complete	Complete	None	Executed
DESERT SUNLIGHT PV II	147	11/16/2006	11/16/2006	COMPLETED	Serial LGIP	Photovoltaic	Storage		Solar	Battery		300	230		300	Partial Capacity	65	Off-Peak Deliverability		RIVERSIDE	CA	SCE	Eastern	Red Bluff Substation 230kV	2/1/2010		Required	Complete	Complete	None	Executed



The California ISO Controlled Grid Generation Queue for All: Completed

Report Run Date: 04/29/2025

						Generating Facility						Net MWs to Grid				Deliverability Status				Location		Point of Interconnection					Study Availability				
Project Name	Queue Position	Interconnection Request Receive Date	Queue Date	Application Status	Study Process	Type-1	Type-2	Type-3	Fuel-1	Fuel-2	Fuel-3	MW-1	MW-2	MW-3	MW Total	Full Capacity, Partial or Energy Only (FC/P/EO)	TPD Allocation Percentage	Off-Peak Deliverability and Economic Only	TPD Allocation Group	County	State	Utility	PTO Study Region	Station or Transmission Line	Proposed On-line Date (as filed with IR)	Current On-line Date	Feasibility Study <i>or</i> Supplemental Review	System Impact Study <i>or</i> Phase I Cluster Study	Facilities Study (FAS) <i>or</i> Phase II Cluster Study	Optional Study (OS)	Interconnection Agreement Status
ENERGIA SIERRA JUAREZ WIND	159A	12/6/2006	12/22/2006	COMPLETED	Serial LGIP	Wind Turbine			Wind Turbine			256			256	Full Capacity		Off-Peak Deliverability		BAJA CALIFORNIA	MX	SDGE		East County Substation 230 kV	6/1/2009	1/13/2022	Required	Complete	Complete	None	Executed
DPT 2	162	1/5/2007	1/5/2007	COMPLETED	Serial LGIP	Steam Turbine			Solar			126			126			Off-Peak Deliverability		SAN BERNARDINO	CA	SCE	NOL	Eldorado-Baker-Cool Water-Dunn Siding-Mountain Pass 115kV line	6/30/2010	12/30/2013	Waived	Complete	Complete	None	Executed
DESERT STATELINE PROJECT	163	1/9/2007	1/9/2007	COMPLETED	TC	Photovoltaic			Solar			300			300	Full Capacity		Off-Peak Deliverability		SAN BERNARDINO	CA	SCE	EOP	Mountain Pass Substation 115kV	12/31/2010	8/30/2016	NA	Complete	Complete	NA	Executed
CALIFORNIA VALLEY PV	166	1/23/2007	1/23/2007	COMPLETED	Serial LGIP	Photovoltaic			Solar			210			210			Off-Peak Deliverability		SAN LUIS OBISPO	CA	PGAE		Midway-Morrow Bay 230kV line	12/31/2010	10/27/2014	Required	Re-Study	Complete	None	Executed
RISING TREE WIND FARM (FKA HOMESTEAD WIND FARM)	188	3/23/2007	3/23/2007	COMPLETED	TC	Wind Turbine			Wind Turbine			198			198	Full Capacity		Off-Peak Deliverability		KERN	CA	SCE	Northern	Windhub Substation 230kV	12/15/2013	6/25/2015	NA	Complete	Complete	NA	Executed
CARLSBAD 2	189	3/30/2007	3/30/2007	COMPLETED	Serial LGIP	Gas Turbine			Natural Gas			105.80			105.80	Full Capacity		Off-Peak Deliverability		SAN DIEGO	CA	SDGE		Encina Substation 138 kV	5/1/2010	6/10/2019	Waived	Complete	Complete	None	Executed
GENESIS MCCOY	193	3/19/2007	4/4/2007	COMPLETED	TC	Steam Turbine	Storage		Solar	Battery		500	230		500	Partial Capacity	68.30	Off-Peak Deliverability		RIVERSIDE	CA	SCE	Eastern	Colorado River Substation 500kV	12/31/2010	6/30/2021	NA	Complete	Complete	NA	Executed
CARRIZO PLAIN SOLAR	194	4/5/2007	4/5/2007	COMPLETED	Serial LGIP	Photovoltaic			Solar			190			190			Off-Peak Deliverability		SAN LUIS OBISPO	CA	PGAE		Morro Bay-Midway #1 & #2 lines 230kV	12/31/2010	10/27/2014	Required	Complete	Complete	None	Executed
ORANGE GROVE	201	4/2/2007	4/19/2007	COMPLETED	Serial LGIP	Gas Turbine			Natural Gas			99			99			Off-Peak Deliverability		SAN DIEGO	CA	SDGE		Pala Substation 69 kV	5/31/2008	6/16/2010	Waived	Complete	Complete	None	Executed
IVANPAH SEGS 3	233	6/27/2007	6/27/2007	COMPLETED	Serial LGIP	Steam Turbine			Solar			132			132			Off-Peak Deliverability		SAN BERNARDINO	CA	SCE	NOL	Ivanpah Substation 115kV	6/30/2013	12/30/2013	Waived	Complete	Complete	None	Executed
CALIFORNIA VALLEY SOLAR RANCH (FKA CARRIZO SOLAR FARM II)	239	7/11/2007	7/11/2007	COMPLETED	TC	Photovoltaic			Solar			250			250	Full Capacity		Off-Peak Deliverability		SAN LUIS OBISPO	CA	PGAE		Midway-Morro Bay 230kV line	12/1/2010	2/13/2014	NA	Complete	Complete	NA	Executed



The California ISO Controlled Grid Generation Queue for All: Completed

Report Run Date: 04/29/2025

						Generating Facility						Net MWs to Grid				Deliverability Status				Location		Point of Interconnection					Study Availability				
Project Name	Queue Position	Interconnection Request Receive Date	Queue Date	Application Status	Study Process	Type-1	Type-2	Type-3	Fuel-1	Fuel-2	Fuel-3	MW-1	MW-2	MW-3	MW Total	Full Capacity, Partial or Energy Only (FC/P/EO)	TPD Allocation Percentage	Off-Peak Deliverability and Economic Only	TPD Allocation Group	County	State	Utility	PTO Study Region	Station or Transmission Line	Proposed On-line Date (as filed with IR)	Current On-line Date	Feasibility Study <i>or</i> Supplemental Review	System Impact Study <i>or</i> Phase I Cluster Study	Facilities Study (FAS) <i>or</i> Phase II Cluster Study	Optional Study (OS)	Interconnection Agreement Status
DESERT TOPAZ PV 2	242	7/13/2007	7/13/2007	COMPLETED	TC	Photovoltaic			Solar			150			150	Full Capacity		Off-Peak Deliverability		SAN LUIS OBISPO	CA	PGAE		Morro Bay-Midway 230kV line	9/1/2012	10/27/2014	NA	Complete	Complete	NA	Executed
AES REDONDO BEACH UNIT 7	252	7/11/2007	8/6/2007	COMPLETED	Serial LGIP	Steam Turbine			Natural Gas			25.96			25.96			Off-Peak Deliverability		LOS ANGELES	CA	SCE	Metro	Redondo Beach Generating Station 220kV switchyard	5/23/2007	2/7/2010	Waived	None	None	None	Executed
CALRENEW-1(A)	261A	10/9/2007	10/9/2007	COMPLETED	AMEND 39	Photovoltaic			Solar			5			5			Off-Peak Deliverability		FRESNO	CA	PGAE		Mendota-San Joaquin-Helm 70kV line	4/15/2009	4/20/2010					Executed
LODI ENERGY CENTER	267	10/23/2007	10/23/2007	COMPLETED	Serial LGIP	Combined Cycle			Natural Gas			280			280			Off-Peak Deliverability		SAN JOAQUIN	CA	PGAE		Gold Hill-Eight Mile 230kV lines	4/16/2012	7/16/2012	Required	Unexpected	Complete	None	Executed
PALOMAR ENERGY CENTER EXPANSION	274	11/5/2007	11/5/2007	COMPLETED	Serial LGIP	Combined Cycle			Natural Gas			54			54			Off-Peak Deliverability		SAN DIEGO	CA	SDGE		Palomar Energy Switchyard 230 kV	8/25/2008	8/24/2008	Waived	Complete	Complete	None	Executed
DRACKER SOLAR	294	1/15/2008	1/16/2008	COMPLETED	TC	Photovoltaic	Storage		Solar	Battery		485	340		485	Partial Capacity	75.20	Off-Peak Deliverability		RIVERSIDE	CA	SCE	None	Colorado River Substation 220kV	6/1/2012		NA	Complete	Complete	NA	Executed
ALPAUGH PV SOLAR GENERATION FACILITY	304	2/28/2008	2/28/2008	COMPLETED	TC	Photovoltaic			Solar			50			50	Full Capacity		Off-Peak Deliverability		TULARE	CA	PGAE	None	Smyrna-Alpaugh 115kV line	5/3/2010	3/8/2013	NA	Complete	Complete	NA	Executed
MARSH LANDING GENERATION STATION - SIMPLE CYCLE UNITS	320	3/12/2008	3/12/2008	COMPLETED	TC	Combustion Turbine			Natural Gas			100			100	Full Capacity		Off-Peak Deliverability		CONTRA COSTA	CA	PGAE		Contra Costa Substation 230kV switchyard	5/1/2013	5/1/2013	NA	Complete	Complete	NA	Executed
MARIPOSA ENERGY PROJECT (FKA DGC KELSO CT)	334	4/4/2008	4/4/2008	COMPLETED	TC	Combustion Turbine			Natural Gas			195.90			195.90	Full Capacity		Off-Peak Deliverability		ALAMEDA	CA	PGAE		Kelso Substation 230kV bus	6/1/2012	6/30/2012	NA	Complete	Complete	NA	Executed
BORREGO SOLAR I	337	4/2/2008	4/18/2008	COMPLETED	TC	Photovoltaic			Solar			26			25.75	Full Capacity		Off-Peak Deliverability		SAN DIEGO	CA	SDGE		Borrego Substation 69 kV	4/1/2011	2/12/2013	NA	Complete	Complete	NA	Executed
ATWELL ISLAND PV SOLAR GENERATING FACILITY	340	4/2/2008	4/22/2008	COMPLETED	SGIP	Photovoltaic			Solar			20			20	Full Capacity		Off-Peak Deliverability		TULARE	CA	PGAE		Smyrna-Alpaugh 115kV line	5/1/2010	3/8/2013	System Impact Study	Facilities Study	SGIA	NA	Executed



The California ISO Controlled Grid Generation Queue for All: Completed

Report Run Date: 04/29/2025

						Generating Facility						Net MWs to Grid				Deliverability Status				Location		Point of Interconnection					Study Availability					
Project Name	Queue Position	Interconnection Request Receive Date	Queue Date	Application Status	Study Process	Type-1	Type-2	Type-3	Fuel-1	Fuel-2	Fuel-3	MW-1	MW-2	MW-3	MW Total	Full Capacity, Partial or Energy Only (FC/P/EO)	TPD Allocation Percentage	Off-Peak Deliverability and Economic Only	TPD Allocation Group	County	State	Utility	PTO Study Region	Station or Transmission Line	Proposed On-line Date (as filed with IR)	Current On-line Date	Feasibility Study <i>or</i> Supplemental Review	System Impact Study <i>or</i> Phase I Cluster Study	Facilities Study (FAS) <i>or</i> Phase II Cluster Study	Optional Study (OS)	Interconnection Agreement Status	
CUYAMA SOLAR	356	4/28/2008	4/28/2008	COMPLETED	TC	Photovoltaic			Solar			40			40	Full Capacity		Off-Peak Deliverability		SAN LUIS OBISPO	CA	PGAE	None	Taft-Cuyama #1 70kV line	4/1/2012	11/30/2017	NA	Complete	Complete	NA	Executed	
ALMASOL	365	5/6/2008	5/12/2008	COMPLETED	TC	Photovoltaic	Storage		Solar	Battery		457	50		457	Full Capacity		Off-Peak Deliverability		RIVERSIDE	CA	SCE	Eastern	Red Bluff Substation 230kV	12/28/2013	6/27/2022	NA	Complete	Complete	NA	Executed	
SOLAR STAR 1	407	5/30/2008	5/30/2008	COMPLETED	TC	Photovoltaic			Solar			310			310	Full Capacity		Off-Peak Deliverability		KERN	CA	SCE	Northern	Cottonwind-Whirlwind 230kV line	7/1/2012	6/8/2015	NA	Complete	Complete	NA	Executed	
SOLAR STAR 2	408	5/30/2008	5/30/2008	COMPLETED	TC	Photovoltaic			Solar			276			276	Full Capacity		Off-Peak Deliverability		KERN	CA	SCE	Northern	Cottonwind-Whirlwind 230kV line	7/1/2012	6/25/2015	NA	Complete	Complete	NA	Executed	
AV SOLAR ONE PROJECT	412	5/30/2008	5/30/2008	COMPLETED	TC	Photovoltaic			Solar			250			250	Full Capacity		Off-Peak Deliverability		LOS ANGELES	CA	SCE	Northern	Whirlwind Substation 230kV	8/1/2012	6/19/2014	NA	Complete	Complete	NA	Executed	
SLOTH	421	5/30/2008	5/30/2008	COMPLETED	TC	Photovoltaic	Storage		Solar	Battery		49.50	15		49.50	Partial Capacity		Off-Peak Energy Only		RIVERSIDE	CA	SCE	Eastern	Red Bluff Substation 220kV	2/1/2012	3/26/2024	NA	Complete	Complete	NA	Executed	
WISTARIA RANCH SOLAR ENERGY	429	5/30/2008	5/30/2008	COMPLETED	TC	Photovoltaic			Solar			100			100	Full Capacity		Off-Peak Deliverability		IMPERIAL	CA	SDGE		Imperial Valley Substation 230 kV	7/1/2014	11/6/2018	NA	Complete	Complete	NA	Executed	
CENTINELA SOLAR ENERGY	442	5/30/2008	5/30/2008	COMPLETED	TC	Photovoltaic			Solar			125			125	Full Capacity		Off-Peak Deliverability		IMPERIAL	CA	SDGE		Imperial Valley Substation 230 kV	10/1/2013	7/30/2014	NA	Complete	Complete	NA	Executed	
SILVER STATE SOUTH SOLAR PROJECT	467	5/30/2008	6/2/2008	COMPLETED	TC	Steam Turbine	Storage		Solar	Battery		230	200		230	Full Capacity		Off-Peak Deliverability		CLARK	NV	SCE	EOP	Eldorado-Ivanpah 230kV line	8/1/2012	8/23/2016	NA	Complete	Complete	NA	Executed	
AGUA CALIENTE	468	5/30/2008	6/2/2008	COMPLETED	TC	Photovoltaic			Solar			290			290	Energy Only		Off-Peak Deliverability		YUMA	AZ	SDGE		Hoodoo Wash Switchyard 500 kV	8/1/2012	6/10/2014	NA	Complete	Complete	NA	Executed	
BLUE LAKE POWER	472	11/20/2010	8/11/2008	COMPLETED	SGIP	Steam Turbine	Steam Turbine		Biofuel	Biofuel		11	0		0	Full Capacity		Off-Peak Deliverability				PGAE		Blue Lake Power Substation	12/20/2008	9/9/2010	None	None	None	NA	Executed	



The California ISO Controlled Grid Generation Queue for All: Completed

Report Run Date: 04/29/2025

						Generating Facility						Net MWs to Grid				Deliverability Status				Location		Point of Interconnection					Study Availability				
Project Name	Queue Position	Interconnection Request Receive Date	Queue Date	Application Status	Study Process	Type-1	Type-2	Type-3	Fuel-1	Fuel-2	Fuel-3	MW-1	MW-2	MW-3	MW Total	Full Capacity, Partial or Energy Only (FC/P/EO)	TPD Allocation Percentage	Off-Peak Deliverability and Economic Only	TPD Allocation Group	County	State	Utility	PTO Study Region	Station or Transmission Line	Proposed On-line Date (as filed with IR)	Current On-line Date	Feasibility Study <i>or</i> Supplemental Review	System Impact Study <i>or</i> Phase I Cluster Study	Facilities Study (FAS) <i>or</i> Phase II Cluster Study	Optional Study (OS)	Interconnection Agreement Status
ALPAUGH NORTH PV SOLAR GENERATING FACILITY	473	9/3/2008	9/12/2008	COMPLETED	SGIP	Photovoltaic			Solar			20			20	Full Capacity		Off-Peak Deliverability		TULARE	CA	PGAE		Smyrna-Alpaugh 115kV line	5/1/2010	3/8/2013	None	Facilities Study	SGIA	NA	Executed
AMERESCO BUTTE COUNTY LANDFILL	477	2/2/2009	2/6/2009	COMPLETED	SGIP	Reciprocating Engine			Biofuel			4			4	Energy Only		Off-Peak Deliverability		BUTTE	CA	PGAE		Centerville-Table Mountain 60kV line	3/31/2010	5/15/2012	None	None	SGIA	NA	Executed
CORCORAN PV GENERATION FACILITY	478	2/17/2009	2/17/2009	COMPLETED	SGIP	Photovoltaic			Solar			20			20	Full Capacity		Off-Peak Deliverability		KINGS	CA	PGAE		Corcoran-Kingsburg 115kV #2 line	11/1/2011	8/14/2013	None	Facilities Study	SGIA	NA	Executed
WHITE RIVER PV 20MVA SOLAR GENERATION FACILITY	479	3/13/2009	3/13/2009	COMPLETED	SGIP	Photovoltaic			Solar			20			20	Full Capacity		Off-Peak Deliverability		TULARE	CA	PGAE		Smyrna-Alpaugh 115kV line	10/1/2011	6/25/2013	None	Facilities Study	SGIA	NA	Executed
BVBP REPOWERING PROJECT	481	4/6/2009	4/20/2009	COMPLETED	SGIP	Steam Turbine			Biofuel			18.40			18.40	Energy Only		Off-Peak Deliverability		AMADOR	CA	PGAE		Valley Springs-Martel #2 60kV line	4/1/2010	1/30/2012	None	Facilities Study	SGIA	NA	Executed
ATWELL WEST PV SOLAR GENERATING FACILITY	482	4/24/2009	4/24/2009	COMPLETED	SGIP	Photovoltaic			Solar			20			20	Full Capacity		Off-Peak Deliverability		TULARE	CA	PGAE		Smyrna-Alpaugh 115kV line	8/1/2012	6/11/2015	None	Facilities Study	SGIA	NA	Executed
LOST HILLS SOLAR	484	6/11/2009	6/11/2009	COMPLETED	SGIP	Photovoltaic			Solar			20			20	Full Capacity		Off-Peak Deliverability		SAN FRANCISCO	CA	PGAE		Arco-Carneras 70 kV Line	12/31/2013	4/10/2015	None	Facilities Study	SGIA	NA	Executed
OCOTILLO EXPRESS	493	7/16/2009	7/31/2009	COMPLETED	C01	Wind Turbine			Wind Turbine			265.44			265.44	Full Capacity		Off-Peak Deliverability		IMPERIAL	CA			Ocotillo Switchyard 500 kV	12/31/2013	7/30/2013	NA	Complete	Complete	NA	Executed
TULLOCH POWERHOUSE	495	7/24/2009	7/31/2009	COMPLETED	C01	Hydro			Water			7.20			7.20	Full Capacity		Off-Peak Deliverability		TUOLUMNE	CA	PGAE		Tulloch 115kV tap	10/1/2011	3/31/2012	NA	Complete	Complete	NA	Executed
SILVER STATE SOUTH SOLAR PROJECT (FKA SILVER STATE SOLAR II)	502	7/28/2009	7/31/2009	COMPLETED	C01	Photovoltaic			Solar			20			20	Full Capacity		Off-Peak Deliverability		CLARK	NV	SCE	EOP	Eldorado-Ivanpah 230kV line	5/1/2016	8/23/2016	NA	Complete	Complete	NA	Executed
CMS2 (FKA BOULDER CITY PV)	503	7/28/2009	7/31/2009	COMPLETED	C01	Photovoltaic			Solar			155			155	Full Capacity		Off-Peak Deliverability		CLARK	NV	SDGE		Merchant Switchyard 230 kV	1/1/2016	6/14/2015	NA	Complete	Complete	NA	Executed
ROSAMOND WEST SOLAR	506	7/30/2009	7/31/2009	COMPLETED	C01	Photovoltaic	Storage		Solar	Battery		299.60	147.70		299.60	Full Capacity		Off-Peak Deliverability		KERN	CA	SCE	Northern	Whirlwind Substation 230kV	7/31/2015		NA	Complete	Complete	NA	Executed



The California ISO Controlled Grid Generation Queue for All: Completed

Report Run Date: 04/29/2025

						Generating Facility						Net MWs to Grid				Deliverability Status				Location		Point of Interconnection					Study Availability				
Project Name	Queue Position	Interconnection Request Receive Date	Queue Date	Application Status	Study Process	Type-1	Type-2	Type-3	Fuel-1	Fuel-2	Fuel-3	MW-1	MW-2	MW-3	MW Total	Full Capacity, Partial or Energy Only (FC/P/EO)	TPD Allocation Percentage	Off-Peak Deliverability and Economic Only	TPD Allocation Group	County	State	Utility	PTO Study Region	Station or Transmission Line	Proposed On-line Date (as filed with IR)	Current On-line Date	Feasibility Study <i>or</i> Supplemental Review	System Impact Study <i>or</i> Phase I Cluster Study	Facilities Study (FAS) <i>or</i> Phase II Cluster Study	Optional Study (OS)	Interconnection Agreement Status
EL CAJON ENERGY CENTER	509	7/31/2009	7/31/2009	COMPLETED	C01	Combustion Turbine			Natural Gas			49.90			49.90	Full Capacity		Off-Peak Deliverability		SAN DIEGO	CA	SDGE		El Cajon Substation 69 kV	6/15/2010	10/31/2010	NA	Complete	None	NA	Executed
IV SUBSTATION SOUTH	510	7/31/2009	7/31/2009	COMPLETED	C01	Photovoltaic			Solar			130			130	Full Capacity		Off-Peak Deliverability		IMPERIAL	CA	SDGE		Imperial Valley Substation 230 kV	7/1/2012	10/11/2013	NA	Complete	Complete	NA	Executed
OLD RIVER 1	517	8/19/2009	8/19/2009	COMPLETED	SGIP	Photovoltaic			Solar			20			20	Full Capacity		Off-Peak Deliverability		KERN	CA	PGAE		Kern-Old River #1 70kV line	12/31/2012	12/30/2014	None	Facilities Study	SGIA	NA	Executed
PAIGE SOLAR	526	9/11/2009	9/11/2009	COMPLETED	SGIP	Photovoltaic			Solar			20			20	Energy Only		Off-Peak Deliverability		FRESNO	CA	PGAE	None	Schindler-Coalinga #2 70kV line	1/1/2012	3/9/2017	None	Facilities Study	SGIA	NA	Executed
FRESHWATER SOLAR GENERATING FACILITY (FKA SWEETWATER PV 20MVA SOLAR GENERATING FACILITY)	529	10/19/2009	10/19/2009	COMPLETED	SGIP	Photovoltaic			Solar			20			20	Energy Only		Off-Peak Deliverability		KINGS	CA	PGAE		Corcoran-Kingsburg #1 115kV line	8/1/2013	1/15/2016	None	Facilities Study	SGIA	NA	Executed
WHITNEY POINT SOLAR	532	11/2/2009	11/2/2009	COMPLETED	SGIP	Photovoltaic			Solar			20			20	Energy Only		Off-Peak Deliverability		FRESNO	CA	PGAE	None	Schindler-Huron-Gates 70kV line	1/1/2012	4/15/2017	None	Facilities Study	SGIA	NA	Executed
VEGA SOLAR (FKA: FRV VEGA SOLAR)	548	11/19/2009	1/15/2010	COMPLETED	SGIP	Photovoltaic			Solar			20			20	Energy Only		Off-Peak Deliverability		KINGS	CA	PGAE	None	Mercy Springs Substation 70kV	10/31/2011	3/23/2015	None	Facilities Study	SGIA	NA	Executed
WHITE RIVER 2 (FKA:WHITE RIVER WEST 19.75 MW PV GENERATION FACILTY)	557	1/27/2010	2/1/2010	COMPLETED	C02	Photovoltaic			Solar			19.75			19.75	Full Capacity		Off-Peak Deliverability		TULARE	CA	PGAE		Smyrna-Alpaugh 115kV line	4/1/2013	10/1/2014	NA	Complete	Complete	NA	Executed
CORCORAN 2 GENERATING FACILITY (FKA: CORCORAN WEST 19.75 MW PV GENERATION FACILITY)	558	1/27/2010	2/1/2010	COMPLETED	C02	Photovoltaic			Solar			19.75			19.75	Full Capacity		Off-Peak Deliverability		KINGS	CA	PGAE		Corcoran-Kingsburg #2 115kV	6/1/2013	5/20/2015	NA	Complete	Complete	NA	Executed
REGULUS SOLAR (FKA FRV REGULUS SOLAR)	559	1/27/2010	2/1/2010	COMPLETED	C02	Photovoltaic			Solar			60			60	Full Capacity		Off-Peak Deliverability		KERN	CA	PGAE		Wheeler Ridge-Lamont 115kV	7/1/2012	11/11/2014	NA	Complete	Complete	NA	Executed
RUSSELL CITY ENERGY CENTER FD3 UPGRADE	568	1/28/2010	2/1/2010	COMPLETED	C02	Combined Cycle			Natural Gas			25			25	Full Capacity		Off-Peak Deliverability		ALAMEDA	CA	PGAE		Eastshore Substation 230kV Bus	5/1/2013	8/8/2013	NA	Complete	Complete	NA	Executed



The California ISO Controlled Grid Generation Queue for All: Completed

Report Run Date: 04/29/2025

						Generating Facility						Net MWs to Grid				Deliverability Status				Location		Point of Interconnection					Study Availability				
Project Name	Queue Position	Interconnection Request Receive Date	Queue Date	Application Status	Study Process	Type-1	Type-2	Type-3	Fuel-1	Fuel-2	Fuel-3	MW-1	MW-2	MW-3	MW Total	Full Capacity, Partial or Energy Only (FC/P/EO)	TPD Allocation Percentage	Off-Peak Deliverability and Economic Only	TPD Allocation Group	County	State	Utility	PTO Study Region	Station or Transmission Line	Proposed On-line Date (as filed with IR)	Current On-line Date	Feasibility Study <i>or</i> Supplemental Review	System Impact Study <i>or</i> Phase I Cluster Study	Facilities Study (FAS) <i>or</i> Phase II Cluster Study	Optional Study (OS)	Interconnection Agreement Status
PIO PICO ENERGY CENTER	574	1/29/2010	2/1/2010	COMPLETED	C02	Combustion Turbine			Natural Gas			308			308	Full Capacity		Off-Peak Deliverability		SAN DIEGO	CA	SDGE		Otay Mesa Switchyard 230 kV	5/1/2013	11/3/2016	NA	Complete	Complete	NA	Executed
BLYTHE MESA SOLAR	576	1/29/2010	2/1/2010	COMPLETED	C02	Photovoltaic	Storage		Solar	Battery		224	112		224	Full Capacity		Off-Peak Deliverability		RIVERSIDE	CA	SCE	Eastern	Colorado River Sub 230kV Bus	12/31/2013	12/22/2022	NA	Complete	Complete	NA	Executed
SOLAR STAR CALIFORNIA XIII (QUINTO)	577	1/29/2010	2/1/2010	COMPLETED	C02	Photovoltaic			Solar			110			110	Full Capacity		Off-Peak Deliverability		MERCED	CA	PGAE		Los Banos-Westley 230kV	12/31/2013	11/30/2015	NA	Complete	Complete	NA	Executed
HENRIETTA SOLAR (FKA SUNPOWER HENRIETTA SOLAR)	581	1/29/2010	2/1/2010	COMPLETED	C02	Photovoltaic			Solar			100			100	Full Capacity		Off-Peak Deliverability		KINGS	CA	PGAE	None	Henrietta-GWF 115 kV Line	5/1/2013	8/15/2016	NA	Complete	Complete	NA	Executed
CAMPO VERDE SOLAR (FKA USS WIXOM SOLAR 1)	590	1/29/2010	2/1/2010	COMPLETED	C02	Photovoltaic			Solar			147			147	Full Capacity		Off-Peak Deliverability		IMPERIAL	CA	SDGE		Imperial Valley Substation 230 kV	12/31/2012	10/22/2013	NA	Complete	Complete	NA	Executed
CATALINA SOLAR	602	1/30/2010	2/1/2010	COMPLETED	C02	Photovoltaic			Solar			145.44			145.44	Full Capacity		Off-Peak Deliverability		KERN	CA	SCE	Northern	Whirlwind Substation 230kV	7/1/2013	12/29/2022	NA	Complete	Complete	NA	Executed
TRACY - ADDITIONAL CAPACITY	606	2/1/2010	2/1/2010	COMPLETED	C02	Combined Cycle			Natural Gas			20			20	Full Capacity		Off-Peak Deliverability		SAN JOAQUIN	CA	PGAE		Schulte Switching Station 115kV bus	6/1/2012	5/31/2012	NA	Complete	Complete	NA	Executed
NORTH STAR SOLAR 1	607	2/1/2010	2/1/2010	COMPLETED	C02	Photovoltaic			Solar			60			60	Full Capacity		Off-Peak Deliverability		FRESNO	CA	PGAE		Mendota Substation 115 kV bus	10/1/2012	6/20/2015	NA	Complete	Complete	NA	Executed
IMPERIAL VALLEY WEST	608	2/1/2010	2/1/2010	COMPLETED	C02	Photovoltaic			Solar			150			150	Full Capacity		Off-Peak Deliverability		IMPERIAL	CA	SDGE		Imperial Valley Substation 230 kV	5/1/2013	1/21/2016	NA	Complete	Complete	NA	Executed
MARICOPA WEST SOLAR PV (FKA COPUS SOLAR ONE)	620	4/26/2010	4/26/2010	COMPLETED	SGIP	Photovoltaic			Solar			20			20	Full Capacity		Off-Peak Deliverability		KERN	CA	PGAE		Copus Road Sub 70kV bus	12/31/2014	12/12/2015	None	Facilities Study	SGIA	NA	Executed
ORION SOLAR I (FKA: FRV ORION KERN SOLAR)	621A	5/5/2010	5/5/2010	COMPLETED	SGIP	Photovoltaic			Solar			20			20	Full Capacity		Off-Peak Deliverability		KERN	CA	PGAE		Weedpatch - San Bernard 70 KV line	4/2/2012	6/26/2014	None	Facilities Study	SGIA	NA	Executed
ADOBE SOLAR (FKA FRV ADOBE SOLAR)	622B	5/5/2010	5/5/2010	COMPLETED	SGIP	Photovoltaic			Solar			20			20	Full Capacity		Off-Peak Deliverability		KERN	CA	PGAE		Wheeler Ridge-Lamont 115 kv	3/31/2012	5/21/2014	None	Facilities Study	SGIA	NA	Executed



The California ISO Controlled Grid Generation Queue for All: Completed

Report Run Date: 04/29/2025

						Generating Facility						Net MWs to Grid				Deliverability Status				Location		Point of Interconnection					Study Availability				
Project Name	Queue Position	Interconnection Request Receive Date	Queue Date	Application Status	Study Process	Type-1	Type-2	Type-3	Fuel-1	Fuel-2	Fuel-3	MW-1	MW-2	MW-3	MW Total	Full Capacity, Partial or Energy Only (FC/P/EO)	TPD Allocation Percentage	Off-Peak Deliverability and Economic Only	TPD Allocation Group	County	State	Utility	PTO Study Region	Station or Transmission Line	Proposed On-line Date (as filed with IR)	Current On-line Date	Feasibility Study <i>or</i> Supplemental Review	System Impact Study <i>or</i> Phase I Cluster Study	Facilities Study (FAS) <i>or</i> Phase II Cluster Study	Optional Study (OS)	Interconnection Agreement Status
ADAMS EAST	632	5/25/2010	5/25/2010	COMPLETED	SGIP	Photovoltaic			Solar			19			19	Full Capacity		Off-Peak Deliverability	Group A	FRESNO	CA	PGAE		Wesix 70kV Tap	12/31/2012	12/13/2014	None	Facilities Study	SGIA	NA	Executed
SUMMER WHEAT SOLAR FARM	632B	6/1/2010	6/1/2010	COMPLETED	SGIP-TC	Photovoltaic			Solar			20			18.50	Full Capacity		Off-Peak Deliverability		FRESNO	CA	PGAE	None	Stroud switching station 70kV	12/1/2012	10/11/2018	NA	Complete	Complete	NA	Executed
WESTLANDS SOLAR FARM PV1	633	6/2/2010	6/2/2010	COMPLETED	SGIP	Photovoltaic			Solar			18			18	Full Capacity		Off-Peak Deliverability	Group A	FRESNO	CA	PGAE	None	Gates-Coalinga 70 kV Line #1	11/30/2012	2/14/2014	None	Facilities Study	SGIA	NA	Executed
KANSAS	636	7/2/2010	7/6/2010	COMPLETED	SGIP	Photovoltaic			Solar			20			20	Full Capacity		Off-Peak Deliverability		KINGS	CA	PGAE	None	Leprino Food (Lemoore) 115 kV Tap Line	12/31/2012	12/18/2014	None	Facilities Study	SGIA	NA	Executed
KANSAS SOUTH	637	7/2/2010	7/6/2010	COMPLETED	SGIP	Photovoltaic			Solar			20			20	Full Capacity		Off-Peak Deliverability	Group A	KINGS	CA	PGAE	None	Henrietta-Jacobs Corner 70kV	12/31/2012	6/6/2013	None	Facilities Study	SGIA	NA	Executed
DESERT HARVEST	643AE	7/30/2010	7/31/2010	COMPLETED	C03	Photovoltaic	Storage		Solar	Battery		150	35		150	Partial Capacity	65	Off-Peak Deliverability		RIVERSIDE	CA	SCE	Eastern	Red Bluff Sub 230kV Bus	1/1/2014	12/11/2020	NA	Complete	Complete	NA	Executed
WILLOW SPRINGS 2	643AJ	7/30/2010	7/31/2010	COMPLETED	C03	Photovoltaic			Solar			100			100	Full Capacity		Off-Peak Deliverability		KERN	CA	SCE	Northern	Whirlwind Sub 230 kV Bus	6/1/2013	1/29/2019	NA	Complete	Complete	NA	Executed
CENTINELA SOLAR ENERGY EXPANSION (45 MW)	643AM	7/30/2010	7/31/2010	COMPLETED	C03	Photovoltaic			Solar			45			45	Full Capacity		Off-Peak Deliverability		IMPERIAL	CA	SDGE		Imperial Valley Substation 230 kV	3/1/2014	8/15/2014	NA	Complete	Complete	NA	Executed
SPI ANDERSON 2	643G	7/20/2010	7/31/2010	COMPLETED	C03	Steam Turbine	Steam Turbine		Biofuel	Biofuel		27.15	27.15		27.15	Full Capacity		Off-Peak Deliverability				PGAE		Cascade-Cottonwood 115 kV	3/1/2012	9/9/2015	NA	Complete	Complete	NA	Executed
NORTH ROSAMOND SOLAR	643R	7/30/2010	7/31/2010	COMPLETED	C03	Photovoltaic	Storage		Solar	Battery		153	100		153	Partial Capacity	13.95	Off-Peak Deliverability		KERN	CA	SCE	Northern	Whirlwind Sub 230 kV Bus	6/1/2013	6/11/2019	NA	Complete	Complete	NA	Executed
MESQUITE SOLAR 1 (FKA MESQUITE GENERATION)	643T	7/30/2010	7/31/2010	COMPLETED	C03	Photovoltaic			Solar			165			165	Full Capacity		Off-Peak Deliverability		MARICOPA	AZ	SDGE		Hassayampa Common Bus 500 kV	10/31/2015	1/1/2014	NA	Complete	None	NA	Executed
RE MUSTANG	643W	7/8/2010	7/31/2010	COMPLETED	C03	Photovoltaic	Storage		Solar	Battery		100	75		100	Full Capacity		Off-Peak Deliverability		KINGS	CA	PGAE	None	Gates-Gregg 230 kV and Gates-McCall 230 kV	6/30/2014	10/29/2021	NA	Complete	Complete	NA	Executed



The California ISO Controlled Grid Generation Queue for All: Completed

Report Run Date: 04/29/2025

						Generating Facility						Net MWs to Grid				Deliverability Status				Location		Point of Interconnection					Study Availability				
Project Name	Queue Position	Interconnection Request Receive Date	Queue Date	Application Status	Study Process	Type-1	Type-2	Type-3	Fuel-1	Fuel-2	Fuel-3	MW-1	MW-2	MW-3	MW Total	Full Capacity, Partial or Energy Only (FC/P/EO)	TPD Allocation Percentage	Off-Peak Deliverability and Economic Only	TPD Allocation Group	County	State	Utility	PTO Study Region	Station or Transmission Line	Proposed On-line Date (as filed with IR)	Current On-line Date	Feasibility Study <i>or</i> Supplemental Review	System Impact Study <i>or</i> Phase I Cluster Study	Facilities Study (FAS) <i>or</i> Phase II Cluster Study	Optional Study (OS)	Interconnection Agreement Status
RE TRANQUILLITY	643X	7/30/2010	7/31/2010	COMPLETED	C03	Photovoltaic	Storage		Solar	Battery		200	72		200	Full Capacity		Off-Peak Deliverability		FRESNO	CA	PGAE	None	Helm-Panoche 230 kV and Panoche-Kearney 230kV	6/30/2014	3/16/2022	NA	Complete	Complete	NA	Executed
CHOWCHILLA SOLAR PROJECT	644	8/16/2010	8/16/2010	COMPLETED	SGIP-TC	Photovoltaic			Solar			20			20	Energy Only		Off-Peak Deliverability		MADERA	CA	PGAE		Dairyland - Legrand 115 kV	1/3/2012	12/23/2015	NA	Complete	Complete	NA	Executed
JACUMBA SOLAR FARM	644A	8/17/2010	8/17/2010	COMPLETED	SGIP-TC	Photovoltaic			Solar			20			20	Full Capacity		Off-Peak Deliverability		SAN DIEGO	CA	SDGE		East County Substation 138 kV	5/1/2012	7/25/2017	NA	Complete	Complete	NA	Executed
KENT SOUTH	650AB	9/8/2010	9/8/2010	COMPLETED	SGIP-TC	Photovoltaic			Solar			20			20	Full Capacity		Off-Peak Deliverability	Group A	KINGS	CA	PGAE		Henrietta-Tulare Lake 70kV	12/31/2012	12/24/2014	NA	Complete	Complete	NA	Executed
WEST ANTELOPE SOLAR (FKA: TA - ACACIA)	651A	9/21/2010	9/21/2010	COMPLETED	SGIP-TC	Photovoltaic			Solar			20			20	Full Capacity		Off-Peak Deliverability		LOS ANGELES	CA	SCE	None	Antelope Sub 66 kV Bus	6/30/2012	11/13/2014	NA	Complete	Complete	NA	Executed
SOUTH KERN SOLAR PV PLANT	653EA	9/30/2010	9/30/2010	COMPLETED	SGIP-TC	Photovoltaic			Solar			20			20	Full Capacity		Off-Peak Deliverability		KERN	CA	PGAE		Copus-Old River 70 kV	4/1/2012	4/7/2015	NA	Complete	Complete	NA	Executed
WESTERN ANTELOPE DRY RANCH	653H	10/20/2010	10/20/2010	COMPLETED	SGIP-TC	Photovoltaic			Solar			10			10	Full Capacity		Off-Peak Deliverability		LOS ANGELES	CA	SCE	Northern	Antelope Sub 66 kV Bus	12/31/2013	12/1/2016	NA	Complete	Complete	NA	Executed
WILDWOOD SOLAR I (FKA GOOSE LAKE SOLAR I)	654	10/25/2010	10/25/2010	COMPLETED	SGIP-TC	Photovoltaic			Solar			20			20	Full Capacity		Off-Peak Deliverability		KERN	CA	PGAE	None	Semitropic-Midway #2 115kV	5/1/2013	2/19/2015	NA	Complete	Complete	NA	Executed
CENTRAL ANTELOPE SOLAR (FKA WESTERN ANTELOPE BLUE SKY RANCH B)	659	12/15/2010	12/15/2010	COMPLETED	SGIP-TC	Photovoltaic			Solar			20			20	Full Capacity		Off-Peak Deliverability		LOS ANGELES	CA	SCE	Northern	Antelope Sub 66 kV Bus	12/31/2013	5/6/2016	NA	Complete	Complete	NA	Executed
WESTERN ANTELOPE BLUE SKY RANCH A	660	12/15/2010	12/15/2010	COMPLETED	SGIP-TC	Photovoltaic			Solar			20			20	Full Capacity		Off-Peak Deliverability		LOS ANGELES	CA	SCE	Northern	Antelope Sub 66 kV Bus	12/31/2013	11/14/2014	NA	Complete	Complete	NA	Executed
SIERRA SOLAR GWX (FKA SILVER SUN GREENWORKS)	662	12/15/2010	12/15/2010	COMPLETED	SGIP-TC	Photovoltaic			Solar			20			20	Full Capacity		Off-Peak Deliverability		LOS ANGELES	CA	SCE	Northern	Antelope Sub 66 kV Bus	12/31/2013	11/30/2015	NA	Complete	Complete	NA	Executed
BURFORD GIFFEN	679	3/31/2011	3/31/2011	COMPLETED	C04	Photovoltaic			Solar			20			20	Full Capacity		Off-Peak Deliverability		FRESNO	CA	PGAE	None	Giffen substation 70 KV	9/5/2013	6/16/2017	NA	Complete	Complete	NA	Executed
COLUMBIA SOLAR ENERGY 2 FKA COLUMBIA SOLAR ENERGY II	687	3/31/2011	3/31/2011	COMPLETED	C04	Photovoltaic			Solar			20			20	Partial Capacity	10	Off-Peak Deliverability	Group D	CONTRA COSTA	CA	PGAE	Northern	Pittsburg-Kirker-Columbia Steel 115 kV Line	12/31/2012	10/21/2015	NA	Complete	Complete	NA	Executed



The California ISO Controlled Grid Generation Queue for All: Completed

Report Run Date: 04/29/2025

						Generating Facility						Net MWs to Grid				Deliverability Status				Location		Point of Interconnection					Study Availability				
Project Name	Queue Position	Interconnection Request Receive Date	Queue Date	Application Status	Study Process	Type-1	Type-2	Type-3	Fuel-1	Fuel-2	Fuel-3	MW-1	MW-2	MW-3	MW Total	Full Capacity, Partial or Energy Only (FC/P/EO)	TPD Allocation Percentage	Off-Peak Deliverability and Economic Only	TPD Allocation Group	County	State	Utility	PTO Study Region	Station or Transmission Line	Proposed On-line Date (as filed with IR)	Current On-line Date	Feasibility Study <i>or</i> Supplemental Review	System Impact Study <i>or</i> Phase I Cluster Study	Facilities Study (FAS) <i>or</i> Phase II Cluster Study	Optional Study (OS)	Interconnection Agreement Status
FRONTIER SOLAR	705	3/28/2011	3/31/2011	COMPLETED	C04	Photovoltaic			Solar			20			20	Full Capacity		Off-Peak Deliverability		KERN	CA	PGAE	None	Arco-Carneras 70 kV line	9/5/2013	2/5/2019	NA	Complete	Complete	NA	Executed
GOLDEN HILLS 2 WIND	709	3/31/2011	3/31/2011	COMPLETED	C04	Wind Turbine			Wind Turbine			36			36	Full Capacity		Off-Peak Deliverability		ALAMEDA	CA	PGAE		Tesla Sub 115 KV	12/31/2013	12/18/2015	NA	Complete	Complete	NA	Executed
LOTUS SOLAR FARM	723	3/31/2011	3/31/2011	COMPLETED	C04	Photovoltaic			Solar			50			50	Full Capacity		Off-Peak Deliverability		MADERA	CA	PGAE		Borden 70kV	7/1/2014	5/30/2020	NA	Complete	Complete	NA	Executed
RE ASTORIA	746	3/31/2011	3/31/2011	COMPLETED	C04	Photovoltaic			Solar			175			175	Full Capacity		Off-Peak Deliverability		KERN	CA	SCE	Northern	Whirlwind Substation 220kV	12/31/2014	10/31/2016	NA	Complete	Complete	NA	Executed
MORELOS DEL SOL (FKA TWISSELMAN I)	775	3/31/2011	3/31/2011	COMPLETED	C04	Photovoltaic			Solar			15			15	Full Capacity		Off-Peak Deliverability		KERN	CA	PGAE		Arco-Twisselman 70 KV	7/10/2014	11/25/2015	NA	Complete	Complete	NA	Executed
NORTH LANCASTER SOLAR (FKA WESTERN ANTELOPE DRY RANCH ADDITION)	778	3/31/2011	3/31/2011	COMPLETED	C04	Photovoltaic			Solar			20			20	Energy Only		Off-Peak Deliverability		LOS ANGELES	CA	SCE	Northern	Antelope Substation 66 kV bus	12/31/2013	12/31/2016	NA	Complete	Complete	NA	Executed
KINGBIRD SOLAR A (FKA AV SOLAR RANCH 2-A)	795	3/31/2011	3/31/2011	COMPLETED	C04	Photovoltaic			Solar			20			20	Full Capacity		Off-Peak Deliverability		KERN	CA	SCE	Northern	Whirlwind Substation 230 kV bus	8/30/2013	4/30/2016	NA	Complete	Complete	NA	Executed
KINGBIRD SOLAR B (FKA AV SOLAR RANCH 2-B)	796	3/31/2011	3/31/2011	COMPLETED	C04	Photovoltaic			Solar			20			20	Full Capacity		Off-Peak Deliverability		KERN	CA	SCE	Northern	Whirlwind Substation 230 kV bus	8/30/2013	4/30/2016	NA	Complete	Complete	NA	Executed
PV2 PANOCH VALLEY SOLAR (AKA SGE PANOCH VALLEY SOLAR)	829	3/31/2011	3/31/2011	COMPLETED	C04	Photovoltaic			Solar			140			140	Full Capacity		Off-Peak Deliverability		SAN BENITO	CA	PGAE		Moss-Panoche and Coburn-Panoche 230 KV	12/30/2015	11/26/2018	NA	Complete	Complete	NA	Executed
BLUE HORNET SOLAR	838	3/31/2011	3/31/2011	COMPLETED	C04	Photovoltaic			Solar			100			100	Full Capacity		Off-Peak Deliverability		IMPERIAL	CA	SDGE		Imperial Valley Substation 230 kV	12/31/2015	11/4/2022	NA	Complete	Complete	NA	Executed
COPPER MOUNTAIN SOLAR 4	855	3/31/2011	3/31/2011	COMPLETED	C04	Photovoltaic			Solar			92			92	Full Capacity		Off-Peak Deliverability		CLARK	NV	SDGE		Merchant Switchyard 230 kV	2/28/2013	12/2/2016	NA	Complete	Complete	NA	Executed
VASCO WIND PROJECT	860	3/31/2011	3/31/2011	COMPLETED	ISP	Wind Turbine			Wind Turbine			3.10			3.10	Partial Capacity	40.12	Off-Peak Deliverability	Group B	CONTRA COSTA	CA	PGAE	None	Lone Tree-Cayetano at the Jackson Substation	12/1/2011	11/30/2011	NA	Complete	Complete	NA	



The California ISO Controlled Grid Generation Queue for All: Completed

Report Run Date: 04/29/2025

						Generating Facility						Net MWs to Grid				Deliverability Status				Location		Point of Interconnection					Study Availability				
Project Name	Queue Position	Interconnection Request Receive Date	Queue Date	Application Status	Study Process	Type-1	Type-2	Type-3	Fuel-1	Fuel-2	Fuel-3	MW-1	MW-2	MW-3	MW Total	Full Capacity, Partial or Energy Only (FC/P/EO)	TPD Allocation Percentage	Off-Peak Deliverability and Economic Only	TPD Allocation Group	County	State	Utility	PTO Study Region	Station or Transmission Line	Proposed On-line Date (as filed with IR)	Current On-line Date	Feasibility Study <i>or</i> Supplemental Review	System Impact Study <i>or</i> Phase I Cluster Study	Facilities Study (FAS) <i>or</i> Phase II Cluster Study	Optional Study (OS)	Interconnection Agreement Status
CALIFORNIA FLATS SOLAR	877	3/23/2012	4/2/2012	COMPLETED	C05	Photovoltaic	Storage		Solar	Battery		280	60		280	Full Capacity		Off-Peak Deliverability		MONTEREY	CA	PGAE	None	Morro-Gates 230kV line	10/30/2015	3/5/2019	NA	Complete	Complete	NA	Executed
SKIC SOLAR	885	4/2/2012	4/2/2012	COMPLETED	C05	Photovoltaic			Solar			10			10	Full Capacity		Off-Peak Deliverability		KERN	CA	PGAE	None	Copus-Old River 70 kV line	1/1/2015	1/5/2017	NA	Complete	Complete	NA	Executed
WILDWOOD SOLAR 2	901	4/2/2012	4/2/2012	COMPLETED	C05	Photovoltaic			Solar			15			15	Full Capacity		Off-Peak Deliverability		KERN	CA	PGAE	None	Semitropic-Midway 115 kV line	12/20/2015	1/11/2017	NA	Complete	Complete	NA	Executed
MOJAVE SOLAR	909	4/2/2012	4/2/2012	COMPLETED	C05	Solar Thermal			Solar			25			25	Energy Only		Off-Peak Deliverability		SAN BERNARDINO	CA	SCE	NOL	Sandlot Substation 220kV	2/11/2014	10/22/2015	NA	Complete	Complete	NA	In Progress
PASTORIA ENERGY FACILITY	911	4/2/2012	4/2/2012	COMPLETED	C05	Combined Cycle			Natural Gas			50			50	Full Capacity		Off-Peak Deliverability		KERN	CA	SCE	Northern	Pastoria Substation 220kV	1/1/2014	4/1/2016	NA	Complete	Complete	NA	Executed
LECU	945	4/18/2013	4/30/2013	COMPLETED	C06	Combined Cycle			Natural Gas			24			24	Full Capacity		Off-Peak Deliverability		SAN JOAQUIN	CA	PGAE	None	Lodi STIG 230 kV Substation	1/8/2014	4/24/2017	NA	Complete	Complete	NA	Executed
NORTHERN ORCHARD SOLAR	946	4/23/2013	4/30/2013	COMPLETED	C06	Photovoltaic	Storage		Solar	Battery		100	92		100	Partial Capacity	60	Off-Peak Deliverability		KERN	CA	PGAE	Kern	Midway-Wheeler Ridge #2 230 kV Line	12/1/2015		NA	Complete	Complete	NA	Executed
MESQUITE SOLAR 2	952	4/29/2013	4/30/2013	COMPLETED	C06	Photovoltaic			Solar			100.81			100.81	Partial Capacity	98	Off-Peak Deliverability		MARICOPA	AZ	SDGE		Hassayampa Common Bus 500 kV	11/30/2016	10/12/2017	NA	Complete	Complete	NA	Executed
FIFTH STANDARD SOLAR	954	4/29/2013	4/30/2013	COMPLETED	C06	Photovoltaic	Storage		Solar	Battery		150	117		150	Partial Capacity	25	Off-Peak Deliverability		FRESNO	CA	PGAE	Fresno	Gates Substation 230 kV	7/1/2016	9/30/2023	NA	Complete	Complete	NA	Executed
LOS MEDANOS ENERGY CENTER	963	4/30/2013	4/30/2013	COMPLETED	C06	Combustion Turbine			Natural Gas			72			72	Full Capacity		Off-Peak Deliverability		CONTRA COSTA	CA	PGAE	None	Pittsburg Substation 115 kV bus	1/3/2014	3/4/2019	NA	Complete	Complete	NA	Executed
JAVA SOLAR	965	4/30/2013	4/30/2013	COMPLETED	C06	Photovoltaic			Solar			13.50			13.50	Full Capacity		Off-Peak Deliverability		KINGS	CA	PGAE	None	Henrietta-GWF 115 kV Line	10/1/2016	11/18/2022	NA	Complete	Complete	NA	Executed
PALOMAR ENERGY CENTER 2	968	4/30/2013	4/30/2013	COMPLETED	C06	Combined Cycle			Natural Gas			35			35	Full Capacity		Off-Peak Deliverability		SAN DIEGO	CA	SDGE		Palomar Energy Switchyard 230 kV	3/1/2015	7/30/2021	NA	Complete	Complete	NA	Executed



The California ISO Controlled Grid Generation Queue for All: Completed

Report Run Date: 04/29/2025

						Generating Facility						Net MWs to Grid				Deliverability Status				Location		Point of Interconnection					Study Availability				
Project Name	Queue Position	Interconnection Request Receive Date	Queue Date	Application Status	Study Process	Type-1	Type-2	Type-3	Fuel-1	Fuel-2	Fuel-3	MW-1	MW-2	MW-3	MW Total	Full Capacity, Partial or Energy Only (FC/P/EO)	TPD Allocation Percentage	Off-Peak Deliverability and Economic Only	TPD Allocation Group	County	State	Utility	PTO Study Region	Station or Transmission Line	Proposed On-line Date (as filed with IR)	Current On-line Date	Feasibility Study <i>or</i> Supplemental Review	System Impact Study <i>or</i> Phase I Cluster Study	Facilities Study (FAS) <i>or</i> Phase II Cluster Study	Optional Study (OS)	Interconnection Agreement Status
GARLAND	971	4/30/2013	4/30/2013	COMPLETED	C06	Photovoltaic	Storage		Solar	Battery		200	88		200	Full Capacity		Off-Peak Deliverability		KERN	CA	SCE	Northern	Whirlwind Substation 220kV	5/30/2016	8/19/2021	NA	Complete	Complete	NA	Executed
SUNSHINE VALLEY SOLAR 2	994	5/1/2013	4/30/2013	COMPLETED	C06	Photovoltaic			Solar			50			50	Full Capacity		Off-Peak Deliverability		NYE	NV	VEA		Valley Substation 138kV	12/31/2016	12/18/2019	NA	Complete	Complete	NA	Executed
PEARBLOSSOM SOLAR	1003A	8/7/2014	4/30/2013	COMPLETED	C06	Photovoltaic			Solar			9.50			9.50	Full Capacity		Off-Peak Deliverability		LOS ANGELES	CA	SCE	Northern	Vincent Substation 230kV	10/1/2016	12/29/2016	NA	None	Complete	NA	Executed
MERCED POWER	1005	1/21/2014	3/11/2014	COMPLETED	FT	Steam Turbine			Biofuel			0.50			0.50	Energy Only		Off-Peak Deliverability		MERCED	CA	PGAE		Merced #1 70kV Line	4/29/2014	7/30/2014	None	NA	NA	NA	Executed
DYER SUMMIT WIND REPOWER	1010	4/28/2014	4/30/2014	COMPLETED	C07	Wind Turbine			Wind Turbine			46.10			44.80	Full Capacity		Off-Peak Deliverability		SAN JOAQUIN	CA	PGAE	None	Vasco-Herdlyn 60kV line	12/1/2015	4/5/2022	NA	Complete	Complete	NA	Executed
RICHMOND STEAM TURBINE	1016	4/25/2014	4/30/2014	COMPLETED	C07	Steam Turbine			Natural Gas			0.01			0	Energy Only		Off-Peak Deliverability		CONTRA COSTA	CA	PGAE		Standard Oil Switching Station 115kV	4/30/2018	4/11/2019	NA	Complete	Complete	NA	Executed
BLACKBRIAR	1027	5/1/2014	4/30/2014	COMPLETED	C07	Storage			Battery			20			20	Full Capacity				FRESNO	CA	PGAE	Fresno	Gates Substation 230kV	6/1/2016	9/15/2023	NA	Complete	Complete	NA	Executed
LITTLE BEAR SOLAR 1	1028	4/30/2014	4/30/2014	COMPLETED	C07	Photovoltaic			Solar			20			20	Full Capacity		Off-Peak Deliverability		FRESNO	CA	PGAE	None	Mendota Substation 115 kV	12/1/2016	12/2/2020	NA	Complete	Complete	NA	Executed
LITTLE BEAR SOLAR 2	1029	4/30/2014	4/30/2014	COMPLETED	C07	Photovoltaic			Solar			20			20	Full Capacity		Off-Peak Deliverability		FRESNO	CA	PGAE		Mendota Substation 115 kV	9/1/2018	12/2/2020	NA	Complete	Complete	NA	Executed
TRANQUILLITY 8	1032	4/30/2014	4/30/2014	COMPLETED	C07	Photovoltaic			Solar			206.20			200	Full Capacity		Off-Peak Deliverability		FRESNO	CA	PGAE	None	Tranquillity Switchyard 230kV	9/30/2016	4/17/2018	NA	Complete	Complete	NA	Executed
MUSTANG 2	1036	4/30/2014	4/30/2014	COMPLETED	C07	Photovoltaic			Solar			153.40			150	Full Capacity		Off-Peak Deliverability		KINGS	CA	PGAE	None	Mustang Switchyard 230 kV	9/30/2016	11/18/2020	NA	Complete	Complete	NA	Executed
ARLINGTON VALLEY SOLAR ENERGY 2	1040	4/29/2014	4/30/2014	COMPLETED	C07	Photovoltaic			Solar			127			127	Full Capacity		Off-Peak Deliverability		MARICOPA	AZ	SDGE		Hassayampa Common Bus 500 kV	1/3/2014	1/3/2014	NA	Complete	Complete	NA	Executed



The California ISO Controlled Grid Generation Queue for All: Completed

Report Run Date: 04/29/2025

						Generating Facility						Net MWs to Grid				Deliverability Status				Location		Point of Interconnection					Study Availability				
Project Name	Queue Position	Interconnection Request Receive Date	Queue Date	Application Status	Study Process	Type-1	Type-2	Type-3	Fuel-1	Fuel-2	Fuel-3	MW-1	MW-2	MW-3	MW Total	Full Capacity, Partial or Energy Only (FC/P/EO)	TPD Allocation Percentage	Off-Peak Deliverability and Economic Only	TPD Allocation Group	County	State	Utility	PTO Study Region	Station or Transmission Line	Proposed On-line Date (as filed with IR)	Current On-line Date	Feasibility Study <i>or</i> Supplemental Review	System Impact Study <i>or</i> Phase I Cluster Study	Facilities Study (FAS) <i>or</i> Phase II Cluster Study	Optional Study (OS)	Interconnection Agreement Status
MESQUITE SOLAR 3	1053	4/30/2014	4/30/2014	COMPLETED	C07	Photovoltaic			Solar			152			152	Full Capacity		Off-Peak Deliverability		MARICOPA	AZ	SDGE		Hassayampa Common Bus 500 kV	11/30/2019	10/17/2019	NA	Complete	Complete	NA	Executed
PIO PICO CAPACITY INCREASE (FKA PIO PICO ENERGY CENTER 2)	1058	4/30/2014	4/30/2014	COMPLETED	C07	Combustion Turbine			Natural Gas			10			10	Full Capacity		Off-Peak Deliverability		SAN DIEGO	CA	SDGE		Otay Mesa Switchyard 230 kV	5/1/2016	12/14/2016	NA	Complete	Complete	NA	Executed
VISTA ENERGY STORAGE	1061	4/29/2014	4/30/2014	COMPLETED	C07	Storage			Battery			20			20	Full Capacity		Off-Peak Deliverability		SAN DIEGO	CA	SDGE		Melrose Substation 69 kV	6/1/2016	6/26/2018	NA	Complete	Complete	NA	Executed
BEAR CANYON ENERGY STORAGE	1097	4/29/2015	4/30/2015	COMPLETED	C08	Storage			Battery			13.25			13	Full Capacity				LAKE	CA	PGAE	Northern	Geysers #12-Fulton 230 kV Line	1/1/2018		NA	Complete	Complete	NA	Executed
CENTRAL 40	1103	4/30/2015	4/30/2015	COMPLETED	C08	Photovoltaic			Solar			40			40	Full Capacity		Off-Peak Deliverability		STANISLAUS	CA	PGAE	None	Miller #1 115 kV line	8/1/2017	2/23/2021	NA	Complete	Complete	NA	Executed
NORTH CENTRAL VALLEY	1109	4/30/2015	4/30/2015	COMPLETED	C08	Storage			Battery			132			132	Full Capacity				SAN JOAQUIN	CA	PGAE	Northern	Belotta 115 kV	6/1/2021	8/30/2023	NA	Complete	Complete	NA	Executed
BLACK DIAMOND ENERGY STORAGE	1111	4/30/2015	4/30/2015	COMPLETED	C08	Storage			Battery			200			200	Full Capacity				CONTRA COSTA	CA	PGAE	None	Pittsburgh Substation 230kV	6/1/2018	3/17/2022	NA	Complete	Complete	NA	Executed
AQUAMARINE WESTSIDE	1117	4/30/2015	4/30/2015	COMPLETED	C08	Photovoltaic			Solar			250			250	Full Capacity		Off-Peak Deliverability		KINGS	CA	PGAE		Gates Substation 230 kV	6/18/2019	12/8/2021	NA	Complete	Complete	NA	Executed
CHESTNUT WESTSIDE	1120	4/30/2015	4/30/2015	COMPLETED	C08	Photovoltaic	Storage		Solar	Battery		152	135		150	Full Capacity		Off-Peak Deliverability	Group A	KINGS	CA	PGAE	Fresno	Gates 230 kV	4/19/2021	12/14/2023	NA	Complete	Complete	NA	Executed
LITTLE BEAR 3	1127	4/28/2015	4/30/2015	COMPLETED	C08	Photovoltaic			Solar			20.44			20	Full Capacity		Off-Peak Deliverability		FRESNO	CA	PGAE	None	Mendota Substation 115kV	8/1/2020	12/2/2020	NA	Complete	Complete	NA	Executed
LITTLE BEAR 4	1128	4/28/2015	4/30/2015	COMPLETED	C08	Photovoltaic			Solar			103.09			100	Full Capacity		Off-Peak Deliverability		FRESNO	CA	PGAE	Fresno	Mendota Substation 115kV	12/1/2020	12/2/2020	NA	Complete	Complete	NA	Executed
WESTLANDS ALMOND	1136	4/30/2015	4/30/2015	COMPLETED	C08	Photovoltaic			Solar			19.88			19.88	Energy Only		Off-Peak Deliverability		KINGS	CA	PGAE	Fresno	Kent 70 kV	11/14/2016	9/26/2023	NA	Complete	Complete	NA	Executed
WESTLANDS SOLAR BLUE	1139	4/30/2015	4/30/2015	COMPLETED	C08	Photovoltaic	Storage		Solar	Battery		252.04	225		250	Full Capacity		Off-Peak Deliverability	Group A	KINGS	CA	PGAE	Fresno	Gates 230 kV	4/20/2020	12/13/2023	NA	Complete	Complete	NA	Executed



The California ISO Controlled Grid Generation Queue for All: Completed

Report Run Date: 04/29/2025

						Generating Facility						Net MWs to Grid				Deliverability Status				Location		Point of Interconnection					Study Availability				
Project Name	Queue Position	Interconnection Request Receive Date	Queue Date	Application Status	Study Process	Type-1	Type-2	Type-3	Fuel-1	Fuel-2	Fuel-3	MW-1	MW-2	MW-3	MW Total	Full Capacity, Partial or Energy Only (FC/P/EO)	TPD Allocation Percentage	Off-Peak Deliverability and Economic Only	TPD Allocation Group	County	State	Utility	PTO Study Region	Station or Transmission Line	Proposed On-line Date (as filed with IR)	Current On-line Date	Feasibility Study <i>or</i> Supplemental Review	System Impact Study <i>or</i> Phase I Cluster Study	Facilities Study (FAS) <i>or</i> Phase II Cluster Study	Optional Study (OS)	Interconnection Agreement Status
SLATE	1158	4/29/2015	4/30/2015	COMPLETED	C08	Photovoltaic	Storage		Solar	Battery		308.50	308.70		300	Full Capacity		Off-Peak Deliverability		KINGS	CA	PGAE	Fresno	Mustang Switching Station 230kV	12/31/2018	3/15/2022	NA	Complete	Complete	NA	Executed
MCFARLAND SOLAR	1171	4/30/2015	4/30/2015	COMPLETED	C08	Photovoltaic	Storage		Solar	Battery		500	435		500	Partial Capacity	87	Off-Peak Deliverability		YUMA	AZ			Hoodoo Wash Switchyard 500 kV	12/31/2018	4/9/2025	NA	Complete	Complete	NA	Executed
SUN STREAMS SOLAR 2	1189	4/28/2015	4/30/2015	COMPLETED	C08	Photovoltaic			Solar			150			150	Full Capacity		Off-Peak Deliverability		MARICOPA	AZ	SDGE		Hassayampa Common Bus 500 kV	1/31/2020	6/25/2021	NA	Complete	Complete	NA	Executed
VALLEY CENTER ENERGY STORAGE	1191	4/30/2015	4/30/2015	COMPLETED	C08	Storage			Battery			119			120	Partial Capacity	87	Off-Peak Deliverability		SAN DIEGO	CA	SDGE		Valley Center Substation 69 kV	10/1/2018	12/16/2021	NA	Complete	Complete	NA	Executed
CRIMSON	1192	4/29/2015	4/30/2015	COMPLETED	C08	Storage			Battery			350			350	Full Capacity		Off-Peak Deliverability		RIVERSIDE	CA	SCE	Eastern	Colorado River Substation 230kV	12/31/2020	10/28/2022	NA	Complete	Complete	NA	Executed
ARLINGTON	1196	4/30/2015	4/30/2015	COMPLETED	C08	Photovoltaic	Storage		Solar	Battery		409.90	242		400	Partial Capacity	96.50	Off-Peak Deliverability		RIVERSIDE	CA	SCE	Eastern	Colorado River Substation 230kV	7/1/2021	10/20/2023	NA	Complete	Complete	NA	Executed
VICTORY PASS SOLAR	1200	4/30/2015	4/30/2015	COMPLETED	C08	Photovoltaic	Storage		Solar	Battery		200	50		200	Partial Capacity		Off-Peak Deliverability		RIVERSIDE	CA	SCE	Eastern	Red Bluff Substation 230kV	12/31/2018	3/26/2024	NA	Complete	Complete	NA	Executed
PROXIMA SOLAR	1244	4/30/2016	5/2/2016	COMPLETED	C09	Photovoltaic	Storage		Solar	Battery		189.74	162		300	Partial Capacity	56.67	Off-Peak Deliverability		STANISLAUS	CA	PGAE	Fresno	Fink 230 kV	3/10/2020		NA	Complete	Complete	NA	Executed
NORTHERN ORCHARD SOLAR 2	1259	4/27/2016	5/2/2016	COMPLETED	C09	Photovoltaic			Solar			50			50	Energy Only		Off-Peak Deliverability	Group B	KERN	CA	PGAE	Kern	Midway-Wheeler Ridge #2 230 kV Line	12/16/2020		NA	Complete	Complete	NA	Executed
CASCADE ENERGY STORAGE	1272	5/2/2016	5/2/2016	COMPLETED	C09	Storage			Battery			25.20			25	Full Capacity				SAN JOAQUIN	CA	PGAE	Northern	Weber 60 kV	5/31/2018	12/14/2023	NA	Complete	Complete	NA	Executed
SPI SONORA	1283	4/28/2016	5/2/2016	COMPLETED	C09	Cogeneration			Biofuel			10.90			7.50	Full Capacity		Off-Peak Deliverability		TUOLUMNE	CA	PGAE	Northern	Donnels-Curtis at PG&E switch 183 115vK	6/5/2017	4/12/2018	NA	Complete	Complete	NA	
MESQUITE SOLAR 4	1291	4/28/2016	5/2/2016	COMPLETED	C09	Storage	Photovoltaic		Battery	Solar		10	52.50		52.50	Full Capacity		Off-Peak Deliverability		MARICOPA	AZ	SDGE	SDGE	Hassayampa Common Bus 500 kV	4/28/2023	1/26/2024	NA	Complete	Complete	NA	Executed



The California ISO Controlled Grid Generation Queue for All: Completed

Report Run Date: 04/29/2025

						Generating Facility						Net MWs to Grid				Deliverability Status				Location		Point of Interconnection					Study Availability				
Project Name	Queue Position	Interconnection Request Receive Date	Queue Date	Application Status	Study Process	Type-1	Type-2	Type-3	Fuel-1	Fuel-2	Fuel-3	MW-1	MW-2	MW-3	MW Total	Full Capacity, Partial or Energy Only (FC/P/EO)	TPD Allocation Percentage	Off-Peak Deliverability and Economic Only	TPD Allocation Group	County	State	Utility	PTO Study Region	Station or Transmission Line	Proposed On-line Date (as filed with IR)	Current On-line Date	Feasibility Study <i>or</i> Supplemental Review	System Impact Study <i>or</i> Phase I Cluster Study	Facilities Study (FAS) <i>or</i> Phase II Cluster Study	Optional Study (OS)	Interconnection Agreement Status
VISTA ENERGY STORAGE 2	1294	4/30/2016	5/2/2016	COMPLETED	C09	Storage			Batter y			20			20	Full Capacity		Off-Peak Deliverability		SAN DIEGO	CA	SDGE		Melrose Substation 69 kV	8/1/2019	6/26/2018	NA	Complete	Complete	NA	Executed
MARVEL	1295	4/26/2016	5/2/2016	COMPLETED	C09	Storage			Batter y			405.85			400	Full Capacity				RIVERSIDE	CA	SCE	Eastern	Devers Substation 230kV	4/1/2022	4/24/2024	NA	Complete	Complete	NA	Executed
SOL CATCHER BESS	1302	5/3/2016	5/2/2016	COMPLETED	C09	Storage	Phot ovolta ic		Batter y	Solar		121	213.50		213.50	Partial Capacity		Off-Peak Energy Only		RIVERSIDE	CA	SCE	Eastern	Red Bluff 220 kV	5/31/2019	4/2/2024	NA	Complete	Complete	NA	Executed
DAGGETT SOLAR 2	1313	4/28/2016	5/2/2016	COMPLETED	C09	Photovoltaic	Stora ge		Solar	Batte ry		169	131		182	Full Capacity		Off-Peak Deliverability		SAN BERNARDINO	CA	SCE	NOL	Kramer Substation 230kV	6/30/2020	11/22/2023	NA	Complete	Complete	NA	Executed
EDSAN 1	1324	4/27/2016	5/2/2016	COMPLETED	C09	Photovoltaic	Stora ge		Solar	Batte ry		118	266		300	Full Capacity		Off-Peak Deliverability		KERN	CA	SCE	Northern	Windhub Substation 230kV	12/31/2019	11/23/2023	NA	Complete	Complete	NA	Executed
SAGEBRUSH SOLAR 2	1325	4/27/2016	5/2/2016	COMPLETED	C09	Storage			Batter y			179			179	Full Capacity		Off-Peak Deliverability	Group A	KERN	CA	SCE	Northern	Vincent Substation 230kV	12/31/2019	9/16/2024	NA	Complete	Complete	NA	Executed
TROPICO SOLAR	1329	4/29/2016	5/2/2016	COMPLETED	C09	Photovoltaic	Stora ge		Solar	Batte ry		112.2660	40		110	Full Capacity		Off-Peak Deliverability		KERN	CA	SCE	Northern	Whirlwind Substation 230 kV	12/1/2021	12/27/2022	NA	Complete	Complete	NA	Executed
YELLOW PINE 2	1341	4/26/2016	5/2/2016	COMPLETED	C09	Photovoltaic	Stora ge		Solar	Batte ry		250	150		250	Full Capacity		Off-Peak Deliverability		CLARK	NV	GLW	None	Crazy Eyes Substation 230 kV	12/1/2019		NA	Complete	Complete	NA	Executed
PIO PICO PLUS	1348	2/3/2017	2/6/2017	COMPLETED	ISP	Gas Turbine			Natur al Gas			18			18	Full Capacity		Off-Peak Deliverability		USA	CA	SDGE		Otay Mesa Switchyard 230 kV	11/5/2017	10/17/2017	NA			NA	Executed
PAULSELL SOLAR ENERGY CENTER	1350	5/1/2017	5/1/2017	COMPLETED	C10	Photovoltaic	Stora ge		Solar	Batte ry		20	15		20	Partial Capacity	70	Off-Peak Deliverability		STANISLAUS	CA	PGAE	Northern	Crow Creek 60 kV	12/31/2019		NA	Complete	Complete	NA	Executed
WEST FORD FLAT ENERGY STORAGE	1367	4/28/2017	5/1/2017	COMPLETED	C10	Storage			Batter y			26.25			25	Full Capacity				LAKE	CA	PGAE	Northern	Fulton 230 kV	1/1/2020		NA	Complete	Complete	NA	Executed
ELKHORN ENERGY STORAGE	1374	5/1/2017	5/1/2017	COMPLETED	C10	Storage			Batter y			189			182.50	Full Capacity		Off-Peak Deliverability		MONTEREY	CA	PGAE	Fresno	Moss Landing Substation 115kV	10/31/2020	4/7/2022	NA	Complete	Complete	NA	Filed Unexecuted



The California ISO Controlled Grid Generation Queue for All: Completed

Report Run Date: 04/29/2025


						Generating Facility						Net MWs to Grid				Deliverability Status				Location		Point of Interconnection					Study Availability				
Project Name	Queue Position	Interconnection Request Receive Date	Queue Date	Application Status	Study Process	Type-1	Type-2	Type-3	Fuel-1	Fuel-2	Fuel-3	MW-1	MW-2	MW-3	MW Total	Full Capacity, Partial or Energy Only (FC/P/EO)	TPD Allocation Percentage	Off-Peak Deliverability and Economic Only	TPD Allocation Group	County	State	Utility	PTO Study Region	Station or Transmission Line	Proposed On-line Date (as filed with IR)	Current On-line Date	Feasibility Study <i>or</i> Supplemental Review	System Impact Study <i>or</i> Phase I Cluster Study	Facilities Study (FAS) <i>or</i> Phase II Cluster Study	Optional Study (OS)	Interconnection Agreement Status
SANDRINI SOL 2	1398	4/29/2017	5/1/2017	COMPLETED	C10	Photovoltaic			Solar			200			200	Full Capacity		Off-Peak Deliverability	Group 1	KERN	CA	PGAE	Kern	Wheeler Ridge 230 kV	11/30/2021		NA	Complete	Complete	NA	Executed
MOUNTAINVIEW GENERATING STATION PMAX INCREASE	1407	4/6/2017	5/1/2017	COMPLETED	C10	Combined Cycle			Natural Gas			38			38	Full Capacity		Off-Peak Deliverability		SAN BERNARDINO	CA	SCE	Eastern	San Bernardino Substation 230kV	3/1/2019	10/17/2019	NA	Complete	Complete	NA	Executed
HIGH 5 SOLAR	1414	4/28/2017	5/1/2017	COMPLETED	C10	Photovoltaic	Storage		Solar	Battery		100	50		100	Full Capacity		Off-Peak Deliverability		SAN BERNARDINO	CA	SCE	NOL	Victor Substation 230kV	12/29/2019	12/8/2021	NA	Complete	Complete	NA	Executed
EDSAN 2	1424	4/28/2017	5/1/2017	COMPLETED	C10	Photovoltaic	Storage		Solar	Battery		357	196		500	Full Capacity		Off-Peak Deliverability		KERN	CA	SCE	Northern	Windhub Substation 230kV	12/31/2020	11/10/2023	NA	Complete	Complete	NA	Executed
TOP GUN ENERGY STORAGE	1434	4/28/2017	5/1/2017	COMPLETED	C10	Storage			Battery			30			30	Full Capacity		Off-Peak Deliverability		SAN DIEGO	CA	SDGE		Miramar GT Substation 69 kV	12/31/2019	6/30/2021	NA	Complete	Complete	NA	Executed
WIND WALL MONOLITH 1	1439	4/30/2018	4/17/2018	COMPLETED	FT	Wind Turbine			Wind Turbine			4.96			4.96	Full Capacity		Off-Peak Deliverability	Group A			SCE	Northern	Vincent Substation 220kV	12/15/2019	3/30/2021	Offered	NA	NA	NA	Executed
WIND WALL MONOLITH 2	1440	4/30/2018	4/17/2018	COMPLETED	FT	Wind Turbine			Wind Turbine			3.70			3.70	Full Capacity		Off-Peak Deliverability	Group A	KERN	CA	SCE	Northern	Vincent Substation 220kV	12/15/2019	3/30/2021	Offered	NA	NA	NA	Executed
DALLAS ENERGY STORAGE	1472	4/11/2018	4/18/2018	COMPLETED	C11	Storage			Battery			500			400	Full Capacity		Off-Peak Deliverability		MONTEREY	CA	PGAE	Fresno	Moss Landing Substation 500kV	12/1/2020	7/28/2021	NA	Complete	Complete	NA	Executed
PANOCHÉ ENERGY CENTER C11	1484	4/10/2018	4/16/2018	COMPLETED	C11	Gas Turbine			Natural Gas			427			427	Full Capacity				FRESNO	CA	PGAE	Fresno	Panoche 230 kV	7/1/2020		NA	Complete	Complete	NA	
QUARTZITE SOLAR 11	1526	4/11/2018	4/16/2018	COMPLETED	C11	Storage	Photovoltaic		Battery	Solar		75	150		150	Full Capacity		Off-Peak Deliverability	Group 2	RIVERSIDE	CA	SCE	Eastern	Colorado River Substation 230kV	12/30/2022	12/17/2024	NA	Complete	Complete	NA	Executed
PLANO STORAGE	1540	3/5/2019	5/7/2019	COMPLETED	ISP	Storage			Battery			365			350	Full Capacity				MONTEREY	CA	PGAE	Northern	Moss Landing Substation 500kV	12/1/2021	6/2/2023	NA	Complete	Complete	NA	Executed
RAMPA	1641	4/5/2019	4/15/2019	COMPLETED	C12	Storage			Battery			100.98			100	Full Capacity			Group 3	SAN BERNARDINO	CA	SCE	Eastern	Etiwanda Substation 230kV	12/31/2022	9/20/2024	NA	Complete	Complete	NA	Executed





The California ISO Controlled Grid Generation Queue for All: Completed


Report Run Date: 04/29/2025


						Generating Facility						Net MWs to Grid				Deliverability Status				Location		Point of Interconnection					Study Availability				
Project Name	Queue Position	Interconnection Request Receive Date	Queue Date	Application Status	Study Process	Type-1	Type-2	Type-3	Fuel-1	Fuel-2	Fuel-3	MW-1	MW-2	MW-3	MW Total	Full Capacity, Partial or Energy Only (FC/P/EO)	TPD Allocation Percentage	Off-Peak Deliverability and Economic Only	TPD Allocation Group	County	State	Utility	PTO Study Region	Station or Transmission Line	Proposed On-line Date (as filed with IR)	Current On-line Date	Feasibility Study <i>or</i> Supplemental Review	System Impact Study <i>or</i> Phase I Cluster Study	Facilities Study (FAS) <i>or</i> Phase II Cluster Study	Optional Study (OS)	Interconnection Agreement Status
PEREGRINE STORAGE	1670	4/1/2019	4/15/2019	COMPLETED	C12	Storage			Batter y			200			200	Partial Capacity	50		Group 2	SAN DIEGO	CA			Silvergate Substation 230 kV	6/30/2023	4/9/2025	NA	Complete	Complete	NA	Executed
RESAVA ENERGY STORAGE	1675	4/5/2019	4/15/2019	COMPLETED	C12	Storage			Batter y			20			20	Energy Only		Off-Peak Deliverability		SAN DIEGO	CA	SDGE		Valley Center Substation 69 kV	12/31/2021	12/16/2021	NA	Complete	Complete	NA	
POINT WIND FAST TRACK	1679	3/30/2020	4/14/2020	COMPLETED	FT	Wind Turbine			Wind Turbine			1.62			1.5374	Energy Only		Off-Peak Energy Only		KERN	CA	SCE	Northern	Vincent Sub	11/1/2020	3/30/2021		NA	NA	NA	Executed
RE GARLAND	1680	1/29/2020	5/13/2020	COMPLETED	FT	Photovoltaic			Solar			5			3	Energy Only		Off-Peak Energy Only		KERN	CA	SCE	Northern	Whirlwind Substation	8/3/2019	8/19/2021		NA	NA	NA	
HIGH DESERT POWER PLANT UPDATE	1829	11/11/2020	12/14/2020	COMPLETED	ISP	Combined Cycle			Natural Gas			100			100	Partial Capacity	51		Group 1a	SAN BERNARDINO	CA	SCE	NOL	Victor Substation	7/1/2021	8/9/2021	NA			NA	Executed
CHULA VISTA ENERGY CENTER EXPANSION	1834	3/2/2021	3/2/2021	COMPLETED	FT	Gas Turbine			Natural Gas			2.80			2.80	Energy Only			Group C	SAN DIEGO	CA	SDGE		Otay Substation 69 kV	5/14/2021	5/14/2022		NA	NA	NA	Executed


				The California ISO Controlled Grid Generation Queue for All: Withdrawn																					Report Run Date: 04/29/2025						
							Generating Facility						Net MWs to Grid				Deliverability Status		Location		Point of Interconnection				Study Availability						
Project Name	Queue Position	Interconnection Request Receive Date	Queue Date	Application Status	Withdrawn Date	Study Process	Type-1	Type-2	Type-3	Fuel-1	Fuel-2	Fuel-3	MW-1	MW-2	MW-3	MW Total	Full Capacity, Partial or Energy Only (FC/P/EO)	Off-Peak Deliverability and Economic Only	County	State	Utility	Station or Transmission Line	Proposed On-line Date (as filed with IR)	Current On-line Date	Feasibility Study <i>or</i> Supplemental Review	System Impact Study <i>or</i> Phase I Cluster Study	Facilities Study (FAS) <i>or</i> Phase II Cluster Study	Optional Study (OS)	Interconnection Agreement Status	Reason for Withdrawal	
ENCINA GENERATING PROJECT (PH. 1 AND 2)	5	8/9/2000	8/9/2000	WITHDRAWN		Pre- Amend. 39	Combined Cycle			Natural Gas			900			900			SAN DIEGO	CA	SDGE	Encina Power Plant Switchyard	6/30/2003	6/1/2008		Complete					
TESLA POWER PLANT	6	8/24/2007	8/23/2000	WITHDRAWN	6/16/2011	Serial LGIP	Combined Cycle			Natural Gas			1156			1156			SAN JOAQUIN	CA	PGAE	Tesla Sub 230kV Bus E	6/1/2008	11/30/2014	Waived	Complete	Complete	Complete			
SAN DIEGO COMMUNITY POWER GENERATING STATION	8	11/28/2000	11/28/2000	WITHDRAWN		Pre- Amend. 39	Combined Cycle			Natural Gas			750			750			SAN DIEGO	CA	SDGE	Sycamore Canyon Substation	6/1/2004	12/31/2010		Complete	Re-Study		In Progress		
MORRO BAY MODERNIZATION PROJECT	9	12/1/2000	12/1/2000	WITHDRAWN		Pre- Amend. 39	Combined Cycle			Natural Gas			1200			1200			SAN LUIS OBISPO	CA	PGAE	Morro Bay Substation	1/1/2008	1/1/2008		Complete	Complete		Executed		
AVENAL ENERGY PROJECT	10	5/2/2001	5/2/2001	WITHDRAWN		Pre- Amend. 39	Combined Cycle			Natural Gas			620			620			KINGS	CA	PGAE	Gates Substation (Arco - Gates 230 kV line)	1/1/2009	7/1/2009		Complete	Complete		Executed		
DESERT POWER WIND PROJECT	11	10/14/2002	10/23/2002	WITHDRAWN		AMEND 39	Wind Turbine			Wind Turbine			63			63			SAN BERNARDINO	CA	SCE	Wheaton Substation	12/1/2004	3/1/2008		Complete	Complete		Executed		
ARGONAUT WIND PROJECT	15	12/31/2002	1/17/2003	WITHDRAWN		AMEND 39	Wind Turbine			Wind Turbine			50			50			SAN BERNARDINO	CA	SCE	Mountain Pass	9/1/2004	1/1/2010		Complete	Complete				
PACIFIC RENEWABLE ENERGY GENERATION LLC (FKA LOMPOC WIND POWER PROJECT)	16	3/11/2003	3/11/2003	WITHDRAWN		AMEND 39	Wind Turbine			Wind Turbine			55.50			55.50			SANTA BARBARA	CA	PGAE	Divide-Cabrillo #2 115kV line tap	6/1/2006	12/31/2015		Complete	Complete		Executed		
SONORAN 2	17	3/18/2003	3/18/2003	WITHDRAWN		AMEND 39	Photovoltaic			Solar			520			520			RIVERSIDE	CA	SCE	Colorado River Substation 500kV bus	1/1/2006	1/2/2021		Complete	Complete		Executed		
FAIRMONT WIND GENERATION PROJECT	18	4/15/2003	4/15/2003	WITHDRAWN		AMEND 39	Wind Turbine			Wind Turbine			200			200			LOS ANGELES	CA	SCE	Antelope	12/31/2005	12/12/2007		Complete	Complete		In Progress		
CUYAPAIPE WIND POWER PROJECT	25	2/5/2004	2/5/2004	WITHDRAWN		AMEND 39	Wind Turbine			Wind Turbine			117			117			SAN DIEGO	CA	SDGE	Crestwood	6/6/2005	6/1/2007							
SAN DIEGO WIND #2 - PHASE I	26	2/12/2004	2/12/2004	WITHDRAWN		AMEND 39	Wind Turbine			Wind Turbine			36			36			SAN DIEGO	CA	SDGE	Crestwood	4/1/2006	1/1/2008							


 California ISO				The California ISO Controlled Grid Generation Queue for All: Withdrawn																					Report Run Date: 04/29/2025						
							Generating Facility						Net MWs to Grid				Deliverability Status		Location		Point of Interconnection				Study Availability						
Project Name	Queue Position	Interconnection Request Receive Date	Queue Date	Application Status	Withdrawn Date	Study Process	Type-1	Type-2	Type-3	Fuel-1	Fuel-2	Fuel-3	MW-1	MW-2	MW-3	MW Total	Full Capacity, Partial or Energy Only (FC/P/EO)	Off-Peak Deliverability and Economic Only	County	State	Utility	Station or Transmission Line	Proposed On-line Date (as filed with IR)	Current On-line Date	Feasibility Study <i>or</i> Supplemental Review	System Impact Study <i>or</i> Phase I Cluster Study	Facilities Study (FAS) <i>or</i> Phase II Cluster Study	Optional Study (OS)	Interconnection Agreement Status	Reason for Withdrawal	
SOUTH BAY REPLACEMENT - OPTION 1	27	2/23/2004	2/23/2004	WITHDRAWN		AMEND 39	Combined Cycle			Natural Gas			650			650			SAN DIEGO	CA	SDGE	230/138/69 kV South Bay (650 MW CC)	1/1/2010	1/1/2010		Complete	Complete		In Progress		
S. F. ELECTRIC RELIABILITY GENERATING PLANT	28	2/25/2004	2/25/2004	WITHDRAWN		AMEND 39	Combustion Turbine			Natural Gas			145.10000610351562			145.10			SAN FRANCISCO	CA	PGAE	Potrero 115 kV Sub	12/1/2006	6/1/2008		Complete	Complete		Executed		
GEYSERS WIND PROJECT	29	3/8/2004	3/29/2004	WITHDRAWN		AMEND 39	Wind Turbine			Wind Turbine			201			201			LAKE/SONOMA	CA	PGAE	Collector Sub at Geysers #17 Fulton 230 kV line	12/1/2006	7/1/2009		Complete	Re-Study		In Progress		
SAN FRANCISCO AIRPORT ELECTRIC RELIABILITY PLANT	30	4/26/2004	4/26/2004	WITHDRAWN		AMEND 39	Combustion Turbine			Natural Gas			48.70000076293945			48.70			SAN FRANCISCO	CA	PGAE	SF Airport Substation	6/1/2006	6/1/2008		Complete	Complete		Executed		
BARREN RIDGE WIND PROJECT	31	4/12/2004	5/11/2004	WITHDRAWN		AMEND 39	Wind Turbine			Wind Turbine			201			201			KERN	CA	SCE	Monolith Substation	12/31/2007	6/1/2010		Complete					
BARREN RIDGE II	34	7/19/2004	7/19/2004	WITHDRAWN		AMEND 39	Wind Turbine			Wind Turbine			300			300			KERN	CA	SCE	Monolith Substation	7/1/2007	7/1/2011		Complete					
WELLHEAD POWER FIREBAUGH	35	10/25/2004	10/25/2004	WITHDRAWN		AMEND 39	Combustion Turbine			Natural Gas			49.9000015258789060			49.90			FRESNO	CA	PGAE	115 KV Panoche Sub	5/31/2006	5/31/2006		Complete	Complete		In Progress		
WELLHEAD POWER LATHROP	36	11/1/2004	11/1/2004	WITHDRAWN		AMEND 39	Combustion Turbine			Natural Gas			99.90000152587890			99.90			STANISLAUS	CA	PGAE	115 kV Tesla - Stockton Cogen Trans. Line.	5/31/2006	5/31/2006		Complete	Complete		In Progress		
RIPON GENERATION	37	11/8/2004	11/8/2004	WITHDRAWN		AMEND 39	Combustion Turbine			Natural Gas			74.90000152587890			74.90			SAN JOAQUIN	CA	PGAE	Tesla Substation	1/1/2007	12/31/2011		Complete	Complete		Executed		
EASTSHORE ENERGY FACILITY PROJECT	40	10/19/2004	11/11/2004	WITHDRAWN		AMEND 39	Combustion Turbine			Natural Gas			118			118			ALAMEDA	CA	PGAE	Eastshore Substation	5/1/2007	10/1/2009		Complete	Complete		Executed		
PASTORIA EXPANSION	41	11/9/2004	11/18/2004	WITHDRAWN		AMEND 39	Combustion Turbine			Natural Gas			157			157			KERN	CA	SCE	Pastoria Substation	7/31/2006	6/1/2011		Complete	Complete				
WELLHEAD POWER MCCALL	42	11/24/2004	11/26/2004	WITHDRAWN		AMEND 39	Combustion Turbine			Natural Gas			300			300			FRESNO	CA	PGAE	McCall Substation	5/31/2007	3/31/2013		Complete	Complete		Executed		

				The California ISO Controlled Grid Generation Queue for All: Withdrawn																					Report Run Date: 04/29/2025						
							Generating Facility						Net MWs to Grid				Deliverability Status		Location		Point of Interconnection				Study Availability						
Project Name	Queue Position	Interconnection Request Receive Date	Queue Date	Application Status	Withdrawn Date	Study Process	Type-1	Type-2	Type-3	Fuel-1	Fuel-2	Fuel-3	MW-1	MW-2	MW-3	MW Total	Full Capacity, Partial or Energy Only (FC/P/EO)	Off-Peak Deliverability and Economic Only	County	State	Utility	Station or Transmission Line	Proposed On-line Date (as filed with IR)	Current On-line Date	Feasibility Study <i>or</i> Supplemental Review	System Impact Study <i>or</i> Phase I Cluster Study	Facilities Study (FAS) <i>or</i> Phase II Cluster Study	Optional Study (OS)	Interconnection Agreement Status	Reason for Withdrawal	
ALBION P3	43	11/29/2004	11/29/2004	WITHDRAWN		AMEND 39	Combustion Turbine			Natural Gas			168.6999 9694824 220			168.70			SAN JOAQUIN	CA	PGAE	Tesla-Bellota 230 kV line	1/1/2008	10/1/2007		Complete			In Progress		
LOWLANDS P3	44	11/29/2004	11/29/2004	WITHDRAWN		AMEND 39	Combustion Turbine			Natural Gas			126.50			126.50			MADERA	CA	PGAE	Borden Substation 230 kV Bus	1/1/2008	10/1/2007		Complete	Complete				
EAST ALTAMONT ENERGY CENTER - OPTION 2	46	12/1/2004	12/1/2004	WITHDRAWN		AMEND 39	Combustion Turbine			Natural Gas			531			531			CONTRA COSTA	CA	PGAE	Tesla-Tracy #1 230 kV Line - Tracy Sub	7/31/2006	7/31/2008		Complete	Complete				
BULLARD ENERGY CENTER	47	12/1/2004	12/1/2004	WITHDRAWN		AMEND 39	Combustion Turbine			Natural Gas			200.6000 0610351 562			200.60			FRESNO	CA	PGAE	Herndon - Kearney 230 kV line	6/30/2008	6/30/2008		Complete	Complete		In Progress		
BRIDGEVIEW ENERGY FACILITY	48	12/1/2004	12/1/2004	WITHDRAWN		AMEND 39	Combustion Turbine			Natural Gas			590			590			CONTRA COSTA	CA	PGAE	Contra Costa Power Plant 230 kV Substation	1/1/2008	10/1/2008		Complete	Complete		In Progress		
ROCKLIN PEAKER	53	12/1/2004	12/22/2004	WITHDRAWN		AMEND 39	Combustion Turbine			Natural Gas			116.8000 0305175 781			116.80			PLACER	CA	PGAE	Pleasant Grove Sub Station	6/1/2008	6/1/2008		Complete	Complete		In Progress		
COPPER MOUNTAIN PROJECT	56	12/21/2004	1/25/2005	WITHDRAWN		AMEND 39	Combined Cycle			Natural Gas			634			634			CLARK	NV	SCE	El Dorado 230 kV Substation	6/1/2007	8/1/2009		Complete	Complete				
GREEN BORDERS GEOTHERMAL	58	1/25/2005	2/22/2005	WITHDRAWN	10/11/2013	AMEND 39	Steam Turbine			Geothermal			62			62			MINERAL	NV	SCE	Control 115kV Substation	10/7/2007	2/1/2012		Complete	Complete		Executed	IC Request	
HENRIETTA II	59	3/25/2005	3/28/2005	WITHDRAWN		AMEND 39	Combustion Turbine			Natural Gas			97.19999 6948242 19			97.20			KINGS	CA	PGAE	Henrietta Substantion 70 kV	1/1/2008	1/1/2008		Complete	Complete		In Progress		
SOUTH KERN FRONT COGEN	60	3/28/2005	3/28/2005	WITHDRAWN		AMEND 39	Combustion Turbine			Natural Gas			94			94			KERN	CA	PGAE	Kern Oil Substation 115 kV	3/31/2007	10/31/2015		Complete	Complete		Executed		
WELLHEAD POWER HUMBOLDT	62	3/28/2005	4/13/2005	WITHDRAWN		AMEND 39	Combined Cycle			Natural Gas			166.50			166.50			HUMBOLDT	CA	PGAE	Humboldt Bay-Humboldt #1 115 kV	5/31/2007	6/1/2007							
WILBUR POWER CC	63	3/25/2005	4/18/2005	WITHDRAWN		AMEND 39	Combined Cycle			Natural Gas			158			158			CONTRA COSTA	CA	PGAE	Contra Costa (230 kV)	1/1/2008	1/1/2008		Complete	Re-Study		In Progress		

 California ISO				The California ISO Controlled Grid Generation Queue for All: Withdrawn																						Report Run Date: 04/29/2025					
							Generating Facility						Net MWs to Grid				Deliverability Status		Location		Point of Interconnection				Study Availability						
Project Name	Queue Position	Interconnection Request Receive Date	Queue Date	Application Status	Withdrawn Date	Study Process	Type-1	Type-2	Type-3	Fuel-1	Fuel-2	Fuel-3	MW-1	MW-2	MW-3	MW Total	Full Capacity, Partial or Energy Only (FC/P/EO)	Off-Peak Deliverability and Economic Only	County	State	Utility	Station or Transmission Line	Proposed On-line Date (as filed with IR)	Current On-line Date	Feasibility Study <i>or</i> Supplemental Review	System Impact Study <i>or</i> Phase I Cluster Study	Facilities Study (FAS) <i>or</i> Phase II Cluster Study	Optional Study (OS)	Interconnection Agreement Status	Reason for Withdrawal	
HUMBOLDT ENERGY FACILITY (AGILE ENERGY)	64	3/30/2005	4/28/2005	WITHDRAWN		AMEND 39	Combustion Turbine			Natural Gas			147			147			HUMBOLDT	CA	PG&E	Humboldt Bay Power Plant Sub	5/1/2008	3/1/2008		Complete					
LONG BEACH PEAKER PROJECT	65	5/6/2005	5/6/2005	WITHDRAWN		AMEND 39	Combustion Turbine			Natural Gas			424.7999			424.80			LOS ANGELES	CA	SCE	Long Beach Gen Station 220kv switchyard	1/1/2007	6/1/2010		Complete	Complete				
K ROAD CALICO SOLAR LLC (KRCS) (FKA CALICO SOLAR 1; SES SOLAR ONE)	68	3/30/2005	5/11/2005	WITHDRAWN	6/4/2013	Serial LGIP	Photovoltaic			Solar			850			850			SAN BERNARDINO	CA	SCE	Pisgah Sub 230 kV Bus	12/31/2009	3/31/2013	Waived	Complete	Complete	Complete		None	
FONTANA ENERGY CENTER	69	5/6/2005	6/7/2005	WITHDRAWN		AMEND 39	Combustion Turbine			Natural Gas			527			527			SAN BERNARDINO	CA	SCE	Etiwanda 230kV Substation	8/1/2008	8/1/2008		Complete					
RELIANT ENERGY BIGHORN	71		6/15/2005	WITHDRAWN	1/11/2006	Serial LGIP	Combined Cycle			Natural Gas			591			591			CLARK	NV	SCE	Eldorado 500/230kV Substation	2/28/2007	1/31/2007	None	None	None	None			
BARREN RIDGE II ALTERNATIVE	77	12/14/2010	8/22/2005	WITHDRAWN	2/8/2011	TC	Wind Turbine			Wind Turbine			300			300	Full Capacity		KERN	CA	SCE	TBD Bakersfield	11/30/2007	11/30/2007	NA	None	None	NA			
SES SOLAR TWO)	78	8/31/2005	8/31/2005	WITHDRAWN	3/2/2012	Serial LGIP	Photovoltaic			Solar			300			300			IMPERIAL	CA	SDGE	Imperial Valley Sub 230kV Bus	12/31/2009	5/31/2012	Waived	Complete	Complete	None			
VERNON POWER PLANT	80	9/12/2005	9/12/2005	WITHDRAWN	9/28/2009	Serial LGIP	Combined Cycle			Natural Gas			610			610			LOS ANGELES	CA	SCE	Laguna Bell Sub 230 kV Bus	7/31/2008	5/31/2012	Required	Complete	Re-Study	None			
PALCO	82	6/10/2005	9/14/2005	WITHDRAWN	8/5/2011	Serial LGIP	Steam Turbine			Biofuel			6.80			6.80			HUMBOLDT	CA	PG&E	Rio Dell Substation 60kV	1/1/2006	1/1/2006	None	Complete	None	None			
WEST FRY WIND ENERGY PROJECT	83	9/16/2005	9/16/2005	WITHDRAWN	10/8/2008	Serial LGIP	Wind Turbine			Wind Turbine			60			60			SAN BERNARDINO	CA	SCE	Lugo-Pisgah No. 2 230 kV tran line	12/31/2008	6/1/2010	Required	Complete	None	None			
WINDSTAR I	85	12/28/2005	12/28/2005	WITHDRAWN	3/26/2008	Serial LGIP	Wind Turbine			Wind Turbine			120			120			KERN	CA	SCE	Segment 3 230 Collector Loop Tehachapi	12/31/2007	12/31/2009	Waived	Complete	Withdrawn	None			
CAITHNESS 251 WIND REPOWER	86A	1/20/2006	1/20/2006	WITHDRAWN	12/4/2012	Serial LGIP	Wind Turbine			Wind Turbine			33.10			33.10			KERN	CA	SCE	Vincent Substation	1/1/2008	1/1/2015	Waived	Complete	Complete	None			
CAITHNESS RIDGETOP WIND REPOWER	86B	1/20/2006	1/20/2006	WITHDRAWN	12/4/2012	Serial LGIP	Wind Turbine			Wind Turbine			34			34			KERN	CA	SCE	Canwind Substation 66kV	1/1/2008	1/1/2015	Waived	Complete	Complete	None			

				The California ISO Controlled Grid Generation Queue for All: Withdrawn																						Report Run Date: 04/29/2025					
							Generating Facility						Net MWs to Grid				Deliverability Status		Location		Point of Interconnection				Study Availability						
Project Name	Queue Position	Interconnection Request Receive Date	Queue Date	Application Status	Withdrawn Date	Study Process	Type-1	Type-2	Type-3	Fuel-1	Fuel-2	Fuel-3	MW-1	MW-2	MW-3	MW Total	Full Capacity, Partial or Energy Only (FC/P/EO)	Off-Peak Deliverability and Economic Only	County	State	Utility	Station or Transmission Line	Proposed On-line Date (as filed with IR)	Current On-line Date	Feasibility Study <i>or</i> Supplemental Review	System Impact Study <i>or</i> Phase I Cluster Study	Facilities Study (FAS) <i>or</i> Phase II Cluster Study	Optional Study (OS)	Interconnection Agreement Status	Reason for Withdrawal	
DIABLO CANYON P.P. #1 UNIT	87	12/14/2010	2/3/2006	WITHDRAWN	12/14/2010	TC	Steam Turbine			Nuclear			28			28	Full Capacity		SAN LUIS OBISPO	CA	PG&E	Diablo Canyon Substation Circuit Breakers 532 and 632	12/8/2005	12/8/2005	NA	None	None	NA			
CARSON HYDROGEN POWER PROJECT (CHPP)	88	2/10/2006	2/10/2006	WITHDRAWN	2/14/2008	Serial LGIP	Combined Cycle			Natural Gas			613.50			613.50			LOS ANGELES	CA	SCE	Hinson Sub 230 kV bus	7/1/2011	7/1/2011	Waived	Re-Study	None	None			
VICTORVILLE 2	89	2/13/2006	2/13/2006	WITHDRAWN	10/7/2010	Serial LGIP	Combined Cycle			Natural Gas			570			570			SAN BERNARDINO	CA	SCE	Victorville Substation	7/1/2009	7/1/2012	Required	Re-Study	Complete	None			
MMC CHULA VISTA EXPANSION	90	9/13/2006	2/16/2006	WITHDRAWN	10/26/2009	Serial LGIP	Gas Turbine			Natural Gas			93			93			SAN DIEGO	CA	SDGE	Existing radial 69kV gen-tie line to TL6929	6/1/2007	6/1/2009	Required	Complete	Complete	None			
PALMDALE POWER PLANT	92	2/23/2006	2/23/2006	WITHDRAWN	7/22/2019	Serial LGIP	Combined Cycle			Natural Gas			570			570	Full Capacity		LOS ANGELES	CA	SCE	Vincent Sub 230 kV Bus	7/1/2009	4/1/2022	Waived	Complete	Complete	None	Executed	Failure to Cure Deficiency	
ALTA Q94 (FKA LEHIGH)	94	2/15/2006	3/1/2006	WITHDRAWN	2/4/2014	Serial LGIP	Wind Turbine			Wind Turbine			180			180			KERN	CA	SCE	Highwind Sub 220kV Bus	12/31/2011	12/31/2016	Waived	Complete	Complete	None			
ALTA Q97 (FKA ALTA 5 AND LUCCHESI)	97	2/15/2006	3/1/2006	WITHDRAWN	9/29/2014	Serial LGIP	Wind Turbine			Wind Turbine			160			160			KERN	CA	SCE	Whirlwind Sub 220kV bus	12/31/2013	12/31/2016	Waived	Complete	Complete	None		None	
RMU PLANT	101	4/7/2006	4/7/2006	WITHDRAWN	4/7/2006	Serial LGIP	Gas Turbine			Natural Gas			100			100			KERN	CA	PG&E	PG&E Kern Oil-Vedder 115kV line	3/1/2008	3/1/2008	None	None	None	None			
WILDHORSE	102	4/19/2006	4/19/2006	WITHDRAWN	1/17/2008	Serial LGIP	Wind Turbine			Wind Turbine			210			210			MONTEREY	CA	PG&E	Coburn Sub 230 kV Bus	11/30/2008	11/30/2008	Required	Complete	Complete	None			
LOMPOC WIND PROJECT II	102A	8/5/2010	4/21/2006	WITHDRAWN	7/8/2011	Serial LGIP	Wind Turbine			Wind Turbine			100			100			KERN	CA	PG&E	Cabrillo-Divide 115kV	12/31/2009	12/31/2009	None	None	None	None			
BME OTAY MESA BIOMASS FACILITY	103	5/2/2006	5/2/2006	WITHDRAWN	12/22/2016	Serial LGIP	Steam Turbine			Biofuel			27			27			SAN DIEGO	CA	SDGE	Border Substation 69 kV	12/1/2008	12/30/2017	Required	Complete	Complete	None	Executed	FERC Order	
VERNON POWER PLANT EXPANSION PROJECT	104	4/14/2006	5/3/2006	WITHDRAWN	9/28/2009	Serial LGIP	Combined Cycle			Natural Gas			304			304			LOS ANGELES	CA	SCE	Laguna Bell Sub 230 kV Bus	7/31/2009	7/31/2009	Required	Re-Study	Re-Study	None			

 California ISO				The California ISO Controlled Grid Generation Queue for All: Withdrawn																						Report Run Date: 04/29/2025					
							Generating Facility						Net MWs to Grid				Deliverability Status		Location		Point of Interconnection				Study Availability						
Project Name	Queue Position	Interconnection Request Receive Date	Queue Date	Application Status	Withdrawn Date	Study Process	Type-1	Type-2	Type-3	Fuel-1	Fuel-2	Fuel-3	MW-1	MW-2	MW-3	MW Total	Full Capacity, Partial or Energy Only (FC/P/EO)	Off-Peak Deliverability and Economic Only	County	State	Utility	Station or Transmission Line	Proposed On-line Date (as filed with IR)	Current On-line Date	Feasibility Study <i>or</i> Supplemental Review	System Impact Study <i>or</i> Phase I Cluster Study	Facilities Study (FAS) <i>or</i> Phase II Cluster Study	Optional Study (OS)	Interconnection Agreement Status	Reason for Withdrawal	
BEAR RIVER WIND FARM	105	5/4/2006	5/4/2006	WITHDRAWN	8/5/2011	Serial LGIP	Wind Turbine			Wind Turbine			100			100			HUMBOLDT	CA	PGAE	Between Rio Del Junction and Bridgeville	10/30/2009	10/30/2009	None	None	None	None			
MOJAVE SOLAR PARK 1	106	5/26/2006	5/26/2006	WITHDRAWN	10/13/2008	Serial LGIP	Steam Turbine			Solar			635			635			SAN BERNARDINO	CA	SCE	Mohave 500 kV Switchyard	12/31/2009	12/31/2010	Required	None	None	None			
TECATE HYBRID	106A	5/1/2006	6/6/2006	WITHDRAWN	12/4/2019	Serial LGIP	Photovoltaic	Storage		Solar	Battery		50	50		100	Full Capacity		SAN DIEGO	CA	SDGE	Boulevard East Substation 138kV	6/30/2008	12/31/2022	Required	Complete	Complete	None	Executed	IC Request	
SOLANO WIND PROJECT - PHASE 3 (115KV)	107	6/9/2006	6/9/2006	WITHDRAWN	8/5/2011	Serial LGIP	Wind Turbine			Wind Turbine			128			128			SOLANO	CA	PGAE	Brighton-Contra Costa 115 kV	3/1/2011	3/1/2011	None	None	None	None			
SAN LUIS OBISPO SOLAR I	108A	6/14/2006	6/14/2006	WITHDRAWN	11/16/2006	Serial LGIP	Steam Turbine			Solar			300			300			KERN	CA	PGAE	Morro Bay - Midway 230kV line	3/1/2010	3/1/2010	None	None	None	None			
SES SOLAR THREE	109	6/14/2006	6/16/2006	WITHDRAWN	3/31/2011	Serial LGIP	Photovoltaic			Solar			550			550			SAN BERNARDINO	CA	SCE	Pisgah Substation	3/1/2011	3/1/2011	Required	None	None	None			
SES SOLAR SIX	110	6/14/2006	6/16/2006	WITHDRAWN	3/31/2011	Serial LGIP	Photovoltaic			Solar			1400			1400			SAN BERNARDINO	CA	SCE	Pisgah Substation	3/1/2013	3/1/2013	Required	None	None	None			
LIBERTY V LOST HILLS	111	6/23/2006	6/26/2006	WITHDRAWN		AMEND 39	Steam Turbine			Biofuel			16			16			KERN	CA	PGAE	Tap of Chevron 70kv trans line	8/31/2009	12/31/2016		Complete	Complete		Executed		
TULE II	112	6/28/2006	6/28/2006	WITHDRAWN	5/1/2009	Serial LGIP	Wind Turbine			Wind Turbine			300			300			SAN DIEGO	CA	SDGE	500 kV Imperial Valley-Miguel trans line	10/31/2008	10/31/2008	Required	Complete	None	None			
COLLINSVILLE WIND	113	6/29/2006	6/30/2006	WITHDRAWN	10/24/2014	Serial LGIP	Wind Turbine			Wind Turbine			30			30			SOLANO	CA	PGAE	Birds Landing Switching Station 230kV bus	4/3/2009	12/31/2014	Required	Complete	None	None	Executed		
MOJAVE WINDS	114	6/29/2006	7/12/2006	WITHDRAWN	11/26/2008	Serial LGIP	Wind Turbine			Wind Turbine			150			150			SAN BERNARDINO	CA	SCE	Victor 230 kV	7/1/2008	7/1/2008	Required	None	None	None			
UPC GRAND VIEW WINDS	115	6/29/2006	7/12/2006	WITHDRAWN	11/26/2008	Serial LGIP	Wind Turbine			Wind Turbine			150			150			SAN BERNARDINO	CA	SCE	Lugo-Pisgah 230kV line	7/1/2008	7/1/2008	Required	None	None	None			
INDIGO WINDS	116	6/29/2006	7/12/2006	WITHDRAWN	11/26/2008	Serial LGIP	Wind Turbine			Wind Turbine			50			50			SAN BERNARDINO	CA	SCE	Lugo-Pisgah 230kV line	7/1/2008	7/1/2008	Required	None	None	None			

				The California ISO Controlled Grid Generation Queue for All: Withdrawn																						Report Run Date: 04/29/2025					
							Generating Facility						Net MWs to Grid				Deliverability Status		Location		Point of Interconnection				Study Availability						
Project Name	Queue Position	Interconnection Request Receive Date	Queue Date	Application Status	Withdrawn Date	Study Process	Type-1	Type-2	Type-3	Fuel-1	Fuel-2	Fuel-3	MW-1	MW-2	MW-3	MW Total	Full Capacity, Partial or Energy Only (FC/P/EO)	Off-Peak Deliverability and Economic Only	County	State	Utility	Station or Transmission Line	Proposed On-line Date (as filed with IR)	Current On-line Date	Feasibility Study <i>or</i> Supplemental Review	System Impact Study <i>or</i> Phase I Cluster Study	Facilities Study (FAS) <i>or</i> Phase II Cluster Study	Optional Study (OS)	Interconnection Agreement Status	Reason for Withdrawal	
BEAR RIVER WIND FARM Q=117	117	5/4/2006	7/20/2006	WITHDRAWN	8/5/2011	Serial LGIP	Wind Turbine			Wind Turbine			70			70			HUMBOLDT	CA	PGAE	Rio Del Junction - Bridgeville	10/30/2009	10/30/2009	None	None	None	None			
SOUTH POINT ENERGY CENTER	118	8/2/2006	8/4/2006	WITHDRAWN	11/28/2007	Serial LGIP	Combined Cycle			Natural Gas			550			550			MOHAVE	AZ	SCE	SCE Mohave Substation	1/8/2009	1/8/2009	Required	None	None	None			
SES SOLAR SEVEN	120	8/9/2006	8/9/2006	WITHDRAWN	11/26/2008	Serial LGIP	Photovoltaic			Solar			1200			1200			SAN BERNARDINO	CA	SCE	Mojave 500 kV Switchyard	3/1/2011	3/1/2011	Required	None	None	None			
MARGARITA ENERGY CENTER	122	8/16/2006	8/17/2006	WITHDRAWN	1/16/2007	Serial LGIP	Gas Turbine			Natural Gas			99			99			ORANGE	CA	SDGE	SDG&E Margarita Substation	3/31/2009	6/30/2008	Waived	None	None	None			
PALA ENERGY CENTER	123		8/17/2006	WITHDRAWN	1/16/2007	Serial LGIP	Gas Turbine			Natural Gas			99			99			SAN DIEGO	CA	SDGE	SDG&E Pala Substation	3/31/2009	6/30/2008	None	None	None	None			
SEARCHLIGHT 1	126	8/31/2006	8/31/2006	WITHDRAWN	6/12/2012	Serial LGIP	Wind Turbine			Wind Turbine			1500			1500			CLARK	NV	SCE	Eldorado Substation 220kV bus	12/31/2011	12/31/2011	Required	Complete	Re-Study	None			
CONTRA COSTA CARBON PLANT RECONNECT (CCCPR)	127	8/22/2006	9/1/2006	WITHDRAWN	7/11/2007	Serial LGIP	Steam Turbine			Other			27.20			27.20			CONTRA COSTA	CA	PGAE	115kV Oleum Switchyard	8/1/2008	8/1/2008	Waived	Complete	None	None			
KRCD COMMUNITY POWER PLANT	128	9/1/2006	9/1/2006	WITHDRAWN	8/6/2009	Serial LGIP	Combined Cycle			Natural Gas			600			600			FRESNO	CA	PGAE	McCall Substation	12/1/2010	12/1/2012	Required	Re-Study	Re-Study	None			
AMBOY	129		9/13/2006	WITHDRAWN	10/24/2006	Serial LGIP	Wind Turbine			Wind Turbine			400			400			SAN BERNARDINO	CA	SCE	Pisgah 230kV Substation	3/1/2010	3/1/2010	None	None	None	None			
MOJAVE SOLAR PARK 2	130	9/13/2006	9/13/2006	WITHDRAWN	4/1/2008	Serial LGIP	Steam Turbine			Solar			565			565			SAN BERNARDINO	CA	SCE	Mohave Generating Station	12/31/2010	12/31/2010	Required	None	None	None			
CROSSROADS WIND	133		10/3/2006	WITHDRAWN	12/21/2006	Serial LGIP	Wind Turbine			Wind Turbine			140			140			SAN BERNARDINO	CA	SCE	Pisgah-Lugo 230kV	3/1/2010	3/1/2010	None	None	None	None			
PASTORIA EXPANSION II	134		10/9/2006	WITHDRAWN	1/31/2007	Serial LGIP	Gas Turbine			Natural Gas			200			200			KERN	CA	SCE	Pastoria Substation	5/31/2010	5/31/2010	None	None	None	None			
GRANITE MOUNTAIN WIND FARM	135	10/10/2006	10/10/2006	WITHDRAWN	10/8/2013	Serial LGIP	Wind Turbine			Wind Turbine			60			60			SAN BERNARDINO	CA	SCE	Lugo-Pisgah 230kV line	9/30/2008	12/31/2015	Required	Complete	Complete	Complete	Executed		





The California ISO Controlled Grid Generation Queue for All: Withdrawn


Report Run Date: 04/29/2025


Project Name	Queue Position	Interconnection Request Receive Date	Queue Date	Application Status	Withdrawn Date	Study Process	Generating Facility						Net MWs to Grid				Deliverability Status		Location		Point of Interconnection				Study Availability					
							Type-1	Type-2	Type-3	Fuel-1	Fuel-2	Fuel-3	MW-1	MW-2	MW-3	MW Total	Full Capacity, Partial or Energy Only (FC/P/EO)	Off-Peak Deliverability and Economic Only	County	State	Utility	Station or Transmission Line	Proposed On-line Date (as filed with IR)	Current On-line Date	Feasibility Study <i>or</i> Supplemental Review	System Impact Study <i>or</i> Phase I Cluster Study	Facilities Study (FAS) <i>or</i> Phase II Cluster Study	Optional Study (OS)	Interconnection Agreement Status	Reason for Withdrawal
FONTANA ENERGY CENTER	136	10/16/2006	10/16/2006	WITHDRAWN	8/3/2010	Serial LGIP	Gas Turbine			Natural Gas			300			300			SAN BERNARDINO	CA	SCE	Etiwanda 230kV Substation	1/1/2010	1/1/2010	Waived	Complete	Complete	None		
ETIWANDA CCGT	139	10/24/2006	10/24/2006	WITHDRAWN	9/22/2010	Serial LGIP	Combined Cycle			Natural Gas			698			698			SAN BERNARDINO	CA	SCE	SCE Rancho Vista 500kV Sub	6/1/2010	6/1/2013	Waived	Complete	Complete	None		
NAVY 1	140	10/31/2006	10/31/2006	WITHDRAWN	2/26/2007	Serial LGIP	Steam Turbine			Geothermal			75			75			INYO	CA	SCE	Coso-Kramer 230 kV	8/18/2011	8/18/2011	None	None	None	None		
ETIWANDA SCGT EXPANSION	141	11/3/2006	11/3/2006	WITHDRAWN	12/11/2007	Serial LGIP	Gas Turbine			Natural Gas			504			504			SAN BERNARDINO	CA	SCE	Rancho Vista 500 kV Substation	6/1/2010		Waived	None	None	None		
KM ACQUISITIONS	142	11/6/2006	11/6/2006	WITHDRAWN	1/9/2017	Serial LGIP	Steam Turbine			Solar			80			80			SAN BERNARDINO	CA	SCE	Kramer Substation 220kV	12/31/2009	12/1/2016	Required	Complete	Complete	None	Executed	IC Request
HDLA SOLAR	143	11/6/2006	11/6/2006	WITHDRAWN	11/26/2008	Serial LGIP	Steam Turbine			Solar			80			80			SAN BERNARDINO	CA	SCE	Kramer Substation	12/31/2009	12/31/2009	Required	None	None	None		
LUZ SOLAR PARTNERS	144	11/6/2006	11/6/2006	WITHDRAWN	12/7/2009	Serial LGIP	Steam Turbine			Solar			320			320			SAN BERNARDINO	CA	SCE	Kramer Substation	12/31/2009	12/31/2009	Required	None	None	None		None
BIGHORN	145	11/8/2006	11/8/2006	WITHDRAWN	10/23/2008	Serial LGIP	Combined Cycle			Natural Gas			591			591			CLARK	NV	SCE	Eldorado 500 kV Substation	6/1/2010	6/1/2010	Required	None	None	None		
GREEN BORDERS GEOTHERMAL PHASE II	148		11/16/2006	WITHDRAWN	2/1/2007	Serial LGIP	Steam Turbine			Geothermal			90			90			CHURCH	NV	SCE	Oxbow 230kV Substation	10/1/2011	10/1/2011	None	None	None	None		
NORTH SKY RIVER II WIND	149	11/16/2006	11/16/2006	WITHDRAWN	10/20/2008	Serial LGIP	Wind Turbine			Wind Turbine			362			362			KERN	CA	SCE	SCE Highwind Sub #2 (proposed) 230 kV	12/31/2010	12/31/2010	Required	None	None	None		
LARKSPUR 3	150	11/16/2006	11/16/2006	WITHDRAWN	3/24/2016	Serial LGIP	Gas Turbine			Natural Gas			47.40			47.40			SAN DIEGO	CA	SDGE	Border Substation 69 kV	5/15/2014	11/15/2016	Required	Re-Study	Complete	None		
TRANSCANADA PEAKER	151	11/17/2006	11/17/2006	WITHDRAWN	12/11/2006	Serial LGIP	Gas Turbine			Natural Gas			510			510			SAN BERNARDINO	CA	SCE	Chino Substation 230kV Line	5/1/2011	5/1/2011	Required	None	None	None		
POINT SAL WIND	152	11/22/2006	11/22/2006	WITHDRAWN	10/29/2008	Serial LGIP	Wind Turbine			Wind Turbine			105			105			SANTA BARBARA	CA	PG&E	Mesa-Divide #1 115kV line	12/31/2009	12/31/2009	Required	Complete	None	None		
ALTA Q153 (FKA ALTA 7)	153	11/22/2006	11/22/2006	WITHDRAWN	9/29/2014	Serial LGIP	Wind Turbine			Wind Turbine			100			100			KERN	CA	SCE	Whirlwind Substation 230kV	5/30/2008	12/31/2016	Waived	Complete	Complete	None	In Progress	None
FLYING WING SOLAR (FKA GENESIS SOLAR)	154	11/28/2006	11/30/2006	WITHDRAWN	4/18/2013	TC	Photovoltaic			Solar			250			250	Full Capacity		KERN	CA	SCE	Windhub 230 kV Substation	12/31/2009	6/1/2015	NA	Complete	Complete	NA		

The contents of these pages are subject to change without notice. Decisions based on information contained within the California ISO's web site are the visitor's sole responsibility.


 California ISO				The California ISO Controlled Grid Generation Queue for All: Withdrawn																						Report Run Date: 04/29/2025					
							Generating Facility						Net MWs to Grid				Deliverability Status		Location		Point of Interconnection				Study Availability						
Project Name	Queue Position	Interconnection Request Receive Date	Queue Date	Application Status	Withdrawn Date	Study Process	Type-1	Type-2	Type-3	Fuel-1	Fuel-2	Fuel-3	MW-1	MW-2	MW-3	MW Total	Full Capacity, Partial or Energy Only (FC/P/EO)	Off-Peak Deliverability and Economic Only	County	State	Utility	Station or Transmission Line	Proposed On-line Date (as filed with IR)	Current On-line Date	Feasibility Study <i>or</i> Supplemental Review	System Impact Study <i>or</i> Phase I Cluster Study	Facilities Study (FAS) <i>or</i> Phase II Cluster Study	Optional Study (OS)	Interconnection Agreement Status	Reason for Withdrawal	
LSP OAKLAND	155	12/1/2006	12/1/2006	WITHDRAWN	1/2/2009	Serial LGIP	Gas Turbine			Natural Gas			300			300			ALAMEDA	CA	PG&E	Oakland C 115kV substation	5/31/2010	5/31/2012	Required	Re-Study	None	None			
DAGGETT WIND PROJECT II	156	12/5/2006	12/5/2006	WITHDRAWN	3/13/2012	Serial LGIP	Wind Turbine			Wind Turbine			201			201			SAN BERNARDINO	CA	SCE	Lugo-Pisgah 230kV line	3/1/2009	3/1/2012	Required	Complete	None	None			
ALTA 8	157	12/15/2006	12/15/2006	WITHDRAWN	11/26/2008	Serial LGIP	Wind Turbine			Wind Turbine			100			100			KERN	CA	SCE	66kV Rosamond-Antelope line	12/31/2014	12/31/2014	Required	None	None	None			
ALTA 9	158	12/15/2006	12/15/2006	WITHDRAWN	11/26/2008	Serial LGIP	Wind Turbine			Wind Turbine			100			100			KERN	CA	SCE	66kV Rosamond-Delsur line	12/31/2013	12/31/2013	Required	None	None	None			
ALTA 10	159	12/15/2006	12/15/2006	WITHDRAWN	12/15/2009	Serial LGIP	Wind Turbine			Wind Turbine			100			100			KERN	CA	SCE	Antelope-Magunden #1 220kV line	12/31/2013	12/31/2013	Required	None	None	None			
CALIFORNIA SOLAR ONE	160	2/1/2007	12/29/2006	WITHDRAWN	9/17/2007	Serial LGIP	Steam Turbine			Solar			220			220			SAN BERNARDINO	CA	SCE	Kramer	1/1/2009	1/1/2009	Required	None	None	None			
HARBOR II	161	12/27/2006	1/4/2007	WITHDRAWN	6/23/2011	Serial LGIP	Gas Turbine			Natural Gas			220			220			LOS ANGELES	CA	SCE	Harborgen Substation	5/1/2009	3/1/2012	Waived	Re-Study	None	None			
BAJANORTE WIND FACILITY	164	1/12/2007	1/12/2007	WITHDRAWN	11/19/2008	Serial LGIP	Wind Turbine			Wind Turbine			1000			1000			BAJA CALIFORNIA	MX	SDGE	Imperial Valley 230kV switchyard	10/1/2010	10/1/2010	Required	None	None	None			
DPT BROADWELL LAKE	165	1/16/2007	1/16/2007	WITHDRAWN	5/21/2010	Serial LGIP	Steam Turbine			Solar			400			400			SAN BERNARDINO	CA	SCE	Pisgah 230kV Substation bus	6/30/2011	6/30/2011	Waived	Complete	None	None			
BLYTHE III	167		1/25/2007	WITHDRAWN	5/16/2007	Serial LGIP	Combined Cycle			Natural Gas			700			700			RIVERSIDE	CA	SCE	500kV line to Midpoint Switching Station	6/1/2012	6/1/2012	None	None	None	None			
VIENTO MEXICANA	168	2/1/2007	2/2/2007	WITHDRAWN	3/31/2011	Serial LGIP	Wind Turbine			Wind Turbine			1000			1000			BAJA CALIFORNIA	MX	SDGE	Imperial Valley 500kV bus	12/31/2011	12/31/2011	Required	None	None	None			
IMPERIAL SOLEIL	169	2/1/2007	2/2/2007	WITHDRAWN	11/26/2008	Serial LGIP	Steam Turbine			Solar			211.60			211.60			IMPERIAL	CA	SDGE	Imperial Valley 230kV bus	12/31/2011	12/31/2011	Required	None	None	None			
MOJAVE SOLEIL	170	2/2/2007	2/2/2007	WITHDRAWN	12/7/2009	Serial LGIP	Photovoltaic			Solar			150			150			KERN	CA	SCE	Substation 5 (aka Whirlwind)	12/31/2011	7/31/2013	Required	None	None	None			


				The California ISO Controlled Grid Generation Queue for All: Withdrawn																						Report Run Date: 04/29/2025					
							Generating Facility						Net MWs to Grid				Deliverability Status		Location		Point of Interconnection				Study Availability						
Project Name	Queue Position	Interconnection Request Receive Date	Queue Date	Application Status	Withdrawn Date	Study Process	Type-1	Type-2	Type-3	Fuel-1	Fuel-2	Fuel-3	MW-1	MW-2	MW-3	MW Total	Full Capacity, Partial or Energy Only (FC/P/EO)	Off-Peak Deliverability and Economic Only	County	State	Utility	Station or Transmission Line	Proposed On-line Date (as filed with IR)	Current On-line Date	Feasibility Study <i>or</i> Supplemental Review	System Impact Study <i>or</i> Phase I Cluster Study	Facilities Study (FAS) <i>or</i> Phase II Cluster Study	Optional Study (OS)	Interconnection Agreement Status	Reason for Withdrawal	
DELTA WIND II	171	2/9/2007	2/9/2007	WITHDRAWN	3/31/2011	Serial LGIP	Wind Turbine			Wind Turbine			500			500			SOLANO	CA	PGAE	Vaca-Tesla 500kV line	12/31/2011	3/31/2011	Required	None	None	None			
STOCKTON GENERATION	172	2/8/2007	2/15/2007	WITHDRAWN	7/1/2015	Serial LGIP	Combined Cycle			Natural Gas			508			508			SAN JOAQUIN	CA	PGAE	Tesla-Bellota 230kV lines	5/15/2011	5/1/2014	Required	Complete	Complete	None			
WELLHEAD POWER PALA	173	2/16/2007	2/16/2007	WITHDRAWN	1/27/2009	Serial LGIP	Gas Turbine			Natural Gas			49.90			49.90			SAN DIEGO	CA	SDGE	Pala 69kV Substation	5/1/2011	5/1/2011	Waived	Complete	Complete	None			
PAINTED HILLS II	174	2/16/2007	2/16/2007	WITHDRAWN	6/12/2007	Serial LGIP	Wind Turbine			Wind Turbine			30			30			RIVERSIDE	CA	SCE	Devers-Venwind 115kV line	12/1/2008	12/1/2008	Required	None	None	None			
ALTA Q175 (FKA ALTA 11)	175	2/21/2007	2/21/2007	WITHDRAWN	6/12/2015	TC	Wind Turbine			Wind Turbine			650			650	Full Capacity		KERN	CA	SCE	Whirlwind Substation 230kV	9/30/2008	12/31/2017	NA	Complete	Complete	NA			
WELLHEAD POWER MARGARITA	176	2/23/2007	2/23/2007	WITHDRAWN	4/29/2008	Serial LGIP	Gas Turbine			Natural Gas			49.90			49.90			ORANGE	CA	SDGE	Margarita 138kV Substation	5/1/2008	6/15/2010	Waived	Complete	Complete	None			
CARQUINEZ WIND	177	2/27/2007	2/28/2007	WITHDRAWN	1/21/2009	Serial LGIP	Wind Turbine			Wind Turbine			100			100			CONTRA COSTA	CA	PGAE	Bahia Moraga 230 kV Line	12/31/2011	12/31/2011	Required	Complete	None	None			
PACHECO WIND	178	2/27/2007	2/28/2007	WITHDRAWN	11/19/2007	Serial LGIP	Wind Turbine			Wind Turbine			100			100			MERCED	CA	PGAE	Los Banos 230kV bus near Pacheco Pass	12/31/2011	12/31/2011	Required	None	None	None			
BAJA WIND	178A	2/27/2007	2/28/2007	WITHDRAWN	11/24/2008	Serial LGIP	Wind Turbine			Wind Turbine			500			500			MEXICALI/EN SENADA/TECATE	MX	SDGE	Miguel 230kV Bus	7/1/2011	7/1/2011	Required	None	None	None			
MEXICO WIND	178B	2/27/2007	2/28/2007	WITHDRAWN	3/31/2011	Serial LGIP	Wind Turbine			Wind Turbine			500			500			MEXICALI/EN SENADA/TECATE	MX	SDGE	Imperial Valley 230kV Substation	7/1/2010	6/15/2010	Required	None	None	None			
EAGLE MOUNTAIN	179	2/15/2007	3/1/2007	WITHDRAWN	11/26/2008	Serial LGIP	Steam Turbine			Solar			300			300			RIVERSIDE	CA	SCE	Julian Hinds 230kV Substation	12/31/2010	12/31/2010	Required	None	None	None			
CPV CALIFORNIA I	180	3/6/2007	3/2/2007	WITHDRAWN	5/1/2008	Serial LGIP	Gas Turbine			Natural Gas			564			564			SAN BERNARDINO	CA	SCE	New 230kV Switchyard on the Mira Loma-Vista #2 line	5/1/2011	5/1/2011	Required	None	None	None			


 California ISO				The California ISO Controlled Grid Generation Queue for All: Withdrawn																						Report Run Date: 04/29/2025					
							Generating Facility						Net MWs to Grid				Deliverability Status		Location		Point of Interconnection				Study Availability						
Project Name	Queue Position	Interconnection Request Receive Date	Queue Date	Application Status	Withdrawn Date	Study Process	Type-1	Type-2	Type-3	Fuel-1	Fuel-2	Fuel-3	MW-1	MW-2	MW-3	MW Total	Full Capacity, Partial or Energy Only (FC/P/EO)	Off-Peak Deliverability and Economic Only	County	State	Utility	Station or Transmission Line	Proposed On-line Date (as filed with IR)	Current On-line Date	Feasibility Study <i>or</i> Supplemental Review	System Impact Study <i>or</i> Phase I Cluster Study	Facilities Study (FAS) <i>or</i> Phase II Cluster Study	Optional Study (OS)	Interconnection Agreement Status	Reason for Withdrawal	
CPV CALIFORNIA II	181	3/6/2007	3/2/2007	WITHDRAWN	5/1/2008	Serial LGIP	Gas Turbine			Natural Gas			400			400			SAN BERNARDINO	CA	SCE	New 230kV switchyard on the Chino-Serrano line	3/1/2010	3/1/2010	Required	None	None	None			
DESERT SAPPHIRE PV	182	3/5/2007	3/5/2007	WITHDRAWN	12/7/2009	Serial LGIP	Photovoltaic			Solar			500			500			KERN	CA	SCE	Windhub Substation	12/31/2010	7/1/2015	Required	None	None	None			
ESJ PHASE II PROJECT (FKA RUMOROSA WIND ENERGY PHASE II PROJECT)	183	3/5/2007	3/5/2007	WITHDRAWN	10/10/2017	TC	Wind Turbine			Wind Turbine			300			300	Energy Only		BAJA CALIFORNIA	MX	SDGE	East County (ECO) Substation 230kV	11/1/2009	6/30/2019	NA	Complete	Complete	NA	IC Request		
WESTERN GEOPOWER UNIT 1	184	3/5/2007	3/5/2007	WITHDRAWN	8/14/2013	Serial LGIP	Steam Turbine			Geothermal			32			32			SONOMA	CA	PG&E	Geysers #3-Cloverdale 115 kV line	1/1/2010	10/1/2015	Required	Complete	Complete	None			
GREEN BORDERS GEOTHERMAL PHASE 2	185	3/6/2007	3/6/2007	WITHDRAWN	1/3/2011	Serial LGIP	Steam Turbine			Geothermal			150			150			MINERAL	NV	SCE	Control Sub	8/1/2011	1/1/2011	Waived	Complete	None	None			
STOCKTON PEAKERS PROJECT	186	3/7/2007	3/7/2007	WITHDRAWN	11/28/2007	Serial LGIP	Gas Turbine			Natural Gas			211			211			SAN JOAQUIN	CA	PG&E	Stockton¿A¿-Lockeford-Bellota 115kV #1&#2 lines & Tesla-Tracy 115kV line	12/31/2009	12/31/2009	Required	None	None	None			
NEW GEYSERS	187	3/14/2007	3/14/2007	WITHDRAWN	6/6/2008	Serial LGIP	Steam Turbine			Geothermal			50			50			SONOMA	CA	PG&E	Geysers-Fulton 230kV transmission line	1/1/2011	1/1/2011	Required	Complete	None	None			
DOGHOUSE JUNCTION ENERGY CENTER	190	3/31/2007	3/30/2007	WITHDRAWN	5/31/2011	Serial LGIP	Gas Turbine			Natural Gas			330			330			SAN DIEGO	CA	SDGE	Otay Mesa Energy Center 230kV Substation	3/1/2011	5/1/2013	Required	Complete	Complete	None			
CPV CALIFORNIA III	191	4/2/2007	4/2/2007	WITHDRAWN	10/1/2007	Serial LGIP	Gas Turbine			Natural Gas			315			315			SAN DIEGO	CA	SDGE	Penasquitos Old Town 230kV transmission line	3/1/2010	3/1/2010	Required	None	None	None			
CPV CALIFORNIA IV	192	4/2/2007	4/2/2007	WITHDRAWN	10/1/2007	Serial LGIP	Gas Turbine			Natural Gas			315			315			SAN DIEGO	CA	SDGE	San Luis Rey¿Mission 230kV transmission line	3/1/2010	3/1/2010	Required	None	None	None			
BPAE KERN FRONT	195	4/6/2007	4/6/2007	WITHDRAWN	9/21/2007	Serial LGIP	Combined Cycle			Natural Gas			725			725			KERN	CA	SCE	Springerville Mugunden 230kV Line	1/1/2013	1/1/2013	Waived	None	None	None			

 California ISO				The California ISO Controlled Grid Generation Queue for All: Withdrawn																						Report Run Date: 04/29/2025					
							Generating Facility						Net MWs to Grid				Deliverability Status		Location		Point of Interconnection				Study Availability						
Project Name	Queue Position	Interconnection Request Receive Date	Queue Date	Application Status	Withdrawn Date	Study Process	Type-1	Type-2	Type-3	Fuel-1	Fuel-2	Fuel-3	MW-1	MW-2	MW-3	MW Total	Full Capacity, Partial or Energy Only (FC/P/EO)	Off-Peak Deliverability and Economic Only	County	State	Utility	Station or Transmission Line	Proposed On-line Date (as filed with IR)	Current On-line Date	Feasibility Study <i>or</i> Supplemental Review	System Impact Study <i>or</i> Phase I Cluster Study	Facilities Study (FAS) <i>or</i> Phase II Cluster Study	Optional Study (OS)	Interconnection Agreement Status	Reason for Withdrawal	
MADERA ENERGY CENTER	196	4/13/2007	4/13/2007	WITHDRAWN	4/1/2011	Serial LGIP	Combined Cycle			Natural Gas			210			210			MADERA	CA	PGAE	Borden Substation 230kV Bus	7/1/2011	6/15/2014	Required	None	None	None			
CPV CALIFORNIA V	197	4/16/2007	4/16/2007	WITHDRAWN	12/3/2007	Serial LGIP	Gas Turbine			Natural Gas			315			315			SAN DIEGO	CA	SDGE	Otay Mesa 230kV switchyard	12/1/2011	12/1/2011	Required	None	None	None			
STAR GENERATION	198	4/18/2007	4/18/2007	WITHDRAWN	1/11/2008	Serial LGIP	Gas Turbine			Natural Gas			400			400			SAN DIEGO	CA	SDGE	OMEC interconnection substation	2/28/2010	2/28/2010	Required	None	None	None			
STOCKTON REPOWERING PROJECT	199	4/19/2007	4/19/2007	WITHDRAWN	3/3/2008	Serial LGIP	Gas Turbine			Natural Gas			50			50			SAN JOAQUIN	CA	PGAE	60kV bus at Posdef QF facility	12/31/2009	12/31/2009	Required	Complete	None	None			
MILLIKEN	200	4/2/2007	4/19/2007	WITHDRAWN	5/14/2007	Serial LGIP	Gas Turbine			Natural Gas			200			200			RIVERSIDE	CA	SCE	Mira Loma Substation	5/31/2010	5/31/2010	None	None	None	None			
CALICO MOUNTAINS WIND ENERGY	202	4/19/2007	4/19/2007	WITHDRAWN	11/12/2008	Serial LGIP	Wind Turbine			Wind Turbine			198.65			198.65			SAN BERNARDINO	CA	SCE	Cool Water-Kramer #1 230kV line	11/15/2013	11/15/2013	Required	None	None	None			
CAMP ROCK WIND	203	4/19/2007	4/19/2007	WITHDRAWN	4/1/2011	Serial LGIP	Wind Turbine			Wind Turbine			198.65			198.65			SAN BERNARDINO	CA	SCE	Cool Water-SEGS2-Tortilla 115kV line	12/15/2013	12/15/2013	Required	None	None	None			
IRON MOUNTAIN WIND ENERGY	204	4/19/2007	4/19/2007	WITHDRAWN	12/19/2008	Serial LGIP	Wind Turbine			Wind Turbine			149.40			149.40			SAN BERNARDINO	CA	SCE	Tortilla-Kramer 115 kV line	11/15/2013	11/15/2013	Required	None	None	None			
EL DORADO SOLAR GENERATING STATION PROJECT	205	4/20/2007	4/20/2007	WITHDRAWN	1/3/2014	TC	Steam Turbine			Solar			5			5	Full Capacity		CLARK	NV	SCE	El Dorado 220kV Switchyard	12/31/2010	12/31/2014	NA	Complete	Complete	NA			
EL SEGUNDO 3 & 4 RE-POWER II	206	4/26/2007	4/23/2007	WITHDRAWN	6/20/2007	Serial LGIP	Combined Cycle			Solar			200			200			LOS ANGELES	CA	SCE	El Segundo 230kV Switchyard	1/30/2013	1/30/2013	None	None	None	None			
LONG BEACH 5, 6, 7 & 8	207	4/26/2007	4/26/2007	WITHDRAWN	3/6/2008	Serial LGIP	Combined Cycle			Natural Gas			557.30			557.30			LOS ANGELES	CA	SCE	Long Beach Substation	8/30/2013		Required	None	None	None			
GV1	208	4/20/2007	5/3/2007	WITHDRAWN		AMEND 39	Photovoltaic			Solar			2			2			ALAMEDA	CA	PGAE	Tracy-Herdlyn 69kV line	6/1/2008	9/1/2008		Waived					


				The California ISO Controlled Grid Generation Queue for All: Withdrawn																						Report Run Date: 04/29/2025					
							Generating Facility						Net MWs to Grid				Deliverability Status		Location		Point of Interconnection				Study Availability						
Project Name	Queue Position	Interconnection Request Receive Date	Queue Date	Application Status	Withdrawn Date	Study Process	Type-1	Type-2	Type-3	Fuel-1	Fuel-2	Fuel-3	MW-1	MW-2	MW-3	MW Total	Full Capacity, Partial or Energy Only (FC/P/EO)	Off-Peak Deliverability and Economic Only	County	State	Utility	Station or Transmission Line	Proposed On-line Date (as filed with IR)	Current On-line Date	Feasibility Study <i>or</i> Supplemental Review	System Impact Study <i>or</i> Phase I Cluster Study	Facilities Study (FAS) <i>or</i> Phase II Cluster Study	Optional Study (OS)	Interconnection Agreement Status	Reason for Withdrawal	
CONCEPCION II WIND GENERATION	209	5/2/2007	5/3/2007	WITHDRAWN	12/17/2009	Serial LGIP	Wind Turbine			Wind Turbine			400			400			BAJA CALIFORNIA	MX	SDGE	New 230/500kV substation near the 500kV IV-ML line	12/31/2010	12/31/2010	Required	None	None	None			
DESERT SUNLIGHT PV III	210	5/3/2007	5/3/2007	WITHDRAWN	12/8/2009	Serial LGIP	Photovoltaic			Solar			500			500			RIVERSIDE	CA	SCE	Red Bluff Substation 230kV switchyard	12/31/2012	12/1/2016	Required	None	None	None			
HORSE LAKE WIND PROJECT	211	5/14/2007	5/4/2007	WITHDRAWN	12/11/2008	Serial LGIP	Wind Turbine			Wind Turbine			201			201			LASSEN	CA	PGAE	Caribou 230kV Substation	10/31/2008	10/31/2008	Required	None	None	None			
BEAR RIVER RIDGE WIND FARM	212	5/9/2007	5/9/2007	WITHDRAWN	7/23/2012	Serial LGIP	Wind Turbine			Wind Turbine			50			50			HUMBOLDT	CA	PGAE	Rio Dell Substation 60kV	10/30/2010	12/15/2013	Required	Complete	Complete	None	In Progress		
DESERT WIND	213	5/7/2007	5/9/2007	WITHDRAWN	11/26/2008	Serial LGIP	Wind Turbine			Wind Turbine			180			180			SAN BERNARDINO	CA	SCE	Coolwater 220kV bus	11/15/2010	11/15/2010	Required	None	None	None			
WATERMAN MOUNTAINS WIND ENERGY PROJECT	214	5/10/2007	5/10/2007	WITHDRAWN	11/12/2008	Serial LGIP	Wind Turbine			Wind Turbine			49.25			49.25			SAN BERNARDINO	CA	SCE	Coolwater-Kramer 115 kV line	12/15/2013	12/15/2013	Required	None	None	None			
ESJ EXPANSION PROJECT (FKA RUMOROSA WIND EXPANSION)	215	5/21/2007	5/21/2007	WITHDRAWN	10/10/2017	TC	Wind Turbine			Wind Turbine			420			420	Energy Only		BAJA CALIFORNIA	MX	SDGE	East County (ECO) Substation 230kV	5/1/2011	6/30/2019	NA	Complete	Complete	NA	IC Request		
LONESTAR	216	5/22/2007	5/22/2007	WITHDRAWN	7/24/2007	Serial LGIP	Gas Turbine			Natural Gas			98.80			98.80			SAN DIEGO	CA	SDGE	Otay Mesa Energy Center	3/31/2010	3/31/2010	None	None	None	None			
OCEANSIDE	217		5/22/2007	WITHDRAWN	7/24/2007	Serial LGIP	Gas Turbine			Natural Gas			98.80			98.80			SAN DIEGO	CA	SDGE	San Luis Rey-Melrose 69kV	3/31/2010	3/31/2010	None	None	None	None			
OLYMPUS POWER	218	5/22/2007	5/22/2007	WITHDRAWN	7/24/2007	Serial LGIP	Gas Turbine			Natural Gas			98.80			98.80			SAN DIEGO	CA	SDGE	Loop Talega-Escondido 230kV line	3/31/2010	3/31/2010	None	None	None	None			
SONORAN	219	5/7/2007	5/23/2007	WITHDRAWN	3/25/2019	Serial LGIP	Photovoltaic			Solar			50			50			RIVERSIDE	CA	SCE	Colorado River Substation 500kV bus	6/1/2012	1/2/2021	Required	None	None	None	Executed	IC Request	
DESERT GARNET PV	220	5/23/2007	5/23/2007	WITHDRAWN	12/7/2009	Serial LGIP	Photovoltaic			Solar			450			450			SAN BERNARDINO	CA	SCE	BLM West-Kramer 230kV line	12/1/2011	10/1/2016	Required	None	None	None			

 California ISO				The California ISO Controlled Grid Generation Queue for All: Withdrawn																						Report Run Date: 04/29/2025					
							Generating Facility						Net MWs to Grid				Deliverability Status		Location		Point of Interconnection				Study Availability						
Project Name	Queue Position	Interconnection Request Receive Date	Queue Date	Application Status	Withdrawn Date	Study Process	Type-1	Type-2	Type-3	Fuel-1	Fuel-2	Fuel-3	MW-1	MW-2	MW-3	MW Total	Full Capacity, Partial or Energy Only (FC/P/EO)	Off-Peak Deliverability and Economic Only	County	State	Utility	Station or Transmission Line	Proposed On-line Date (as filed with IR)	Current On-line Date	Feasibility Study <i>or</i> Supplemental Review	System Impact Study <i>or</i> Phase I Cluster Study	Facilities Study (FAS) <i>or</i> Phase II Cluster Study	Optional Study (OS)	Interconnection Agreement Status	Reason for Withdrawal	
DESERT ONYX PV	221	5/23/2007	5/23/2007	WITHDRAWN	12/7/2009	Serial LGIP	Photovoltaic			Solar			450			450			SAN BERNARDINO	CA	SCE	Cool Water-Kramer #1 230kV line	12/1/2011	11/1/2015	Required	None	None	None			
NOBLE WELL WIND GENERATION PROJECT	223	5/24/2007	5/29/2007	WITHDRAWN	8/15/2008	Serial LGIP	Wind Turbine			Wind Turbine			170			170			SAN BERNARDINO	CA	SCE	Cool Water-Kramer #1 230kV line	12/31/2010	12/31/2010	Required	None	None	None			
BORDER II	224	5/23/2007	5/30/2007	WITHDRAWN	7/23/2007	Serial LGIP	Reciprocating Engine			Natural Gas			99			99			SAN DIEGO	CA	SDGE	69kV line next to Calpeak Border site	5/1/2010	5/1/2010	None	None	None	None			
BLYTHE III (REVISED)	225	5/23/2007	6/4/2007	WITHDRAWN	4/1/2011	Serial LGIP	Combined Cycle			Natural Gas			640			640			RIVERSIDE	CA	SCE	500kV line to the new Midpoint switching station	6/1/2012	5/31/2015	Required	None	None	None			
RAINBOW ENERGY FACILITY	226	5/16/2007	6/5/2007	WITHDRAWN	4/3/2008	Serial LGIP	Combined Cycle			Natural Gas			620			620			SAN DIEGO	CA	SDGE	New double circuit 230kV line into Escondido Substation	3/30/2012	3/30/2012	Required	None	None	None			
BODEGA BAY PROJECT	227	6/18/2007	6/14/2007	WITHDRAWN	3/10/2008	Serial LGIP	Wind Turbine			Wind Turbine			175			175			MARIN	CA	PGAE	Fulton-Ignacio 230kV #2 line	12/31/2010	12/31/2010	Required	None	None	None			
CPV CALIFORNIA VI	228	6/20/2007	6/20/2007	WITHDRAWN	10/22/2007	Serial LGIP	Gas Turbine			Natural Gas			630			630			ALAMEDA	CA	PGAE	Newark Substation 230kV bus	6/1/2011	6/1/2011	Required	None	None	None			
DESERT OPAL III PV	229	6/21/2007	6/21/2007	WITHDRAWN	12/7/2009	Serial LGIP	Photovoltaic			Solar			1000			1000			SAN BERNARDINO	CA	SCE	Devers Substation	12/31/2013	12/31/2016	Required	None	None	None			
DESERT RUBY PV	230	6/21/2007	6/21/2007	WITHDRAWN	12/7/2009	Serial LGIP	Photovoltaic			Solar			1000			1000			SAN BERNARDINO	CA	SCE	Devers Substation	12/31/2013	12/31/2013	Required	None	None	None			
PAINTED HILLS III	231	6/13/2007	6/25/2007	WITHDRAWN	11/26/2008	Serial LGIP	Wind Turbine			Wind Turbine			50			50			RIVERSIDE	CA	SCE	Venwind portion of Devers-Garnett-Venwind line	12/1/2009	12/1/2009	Required	None	None	None			
RAMCO ENERGY CENTER	232	6/26/2007	6/26/2007	WITHDRAWN	8/6/2007	Serial LGIP	Reciprocating Engine			Natural Gas			99			99			SAN DIEGO	CA	SDGE	Interconnection on Site	5/15/2010		None	None	None	None			
JEAN LAKE SOLAR	234	6/27/2007	6/27/2007	WITHDRAWN	4/4/2011	Serial LGIP	Steam Turbine			Solar			400			400			CLARK	NV	SCE	Proposed Eldorado-Ivanpah 230kV line	6/30/2013	6/30/2013	Required	None	None	None			


				The California ISO Controlled Grid Generation Queue for All: Withdrawn																						Report Run Date: 04/29/2025					
							Generating Facility						Net MWs to Grid				Deliverability Status		Location		Point of Interconnection				Study Availability						
Project Name	Queue Position	Interconnection Request Receive Date	Queue Date	Application Status	Withdrawn Date	Study Process	Type-1	Type-2	Type-3	Fuel-1	Fuel-2	Fuel-3	MW-1	MW-2	MW-3	MW Total	Full Capacity, Partial or Energy Only (FC/P/EO)	Off-Peak Deliverability and Economic Only	County	State	Utility	Station or Transmission Line	Proposed On-line Date (as filed with IR)	Current On-line Date	Feasibility Study <i>or</i> Supplemental Review	System Impact Study <i>or</i> Phase I Cluster Study	Facilities Study (FAS) <i>or</i> Phase II Cluster Study	Optional Study (OS)	Interconnection Agreement Status	Reason for Withdrawal	
CPV CALIFORNIA VII	235	6/29/2007	6/29/2007	WITHDRAWN	11/26/2008	Serial LGIP	Gas Turbine			Natural Gas			630			630			CONTRA COSTA	CA	PGAE	Tesla-Tracy #1 230kV line	6/1/2011	6/1/2011	Required	None	None	None			
CPV CALIFORNIA VIII	236	6/29/2007	6/29/2007	WITHDRAWN	11/26/2008	Serial LGIP	Gas Turbine			Natural Gas			630			630			SAN JOAQUIN	CA	PGAE	Tesla Substation 230kV bus	6/1/2011	6/1/2011	Required	None	None	None			
COPPER MOUNTAIN II	237	6/12/2007	7/2/2007	WITHDRAWN	11/24/2008	Serial LGIP	Combined Cycle			Natural Gas			634			634			CLARK	NV	SCE	Eldorado 220kV switchyard	5/1/2011	5/1/2011	Waived	None	None	None			
CARRIZO SOLAR FARM I	238	7/12/2007	7/11/2007	WITHDRAWN	11/26/2008	Serial LGIP	Photovoltaic			Solar			45			45			SAN LUIS OBISPO	CA	PGAE	Temblor-San Luis Obispo 115kV line	12/1/2008	12/1/2008	Required	None	None	None			
SIBERIA PHASE I SEGS (FKA DPT BROADWELL LAKE II)	240	7/12/2007	7/12/2007	WITHDRAWN	11/6/2013	Serial LGIP	Steam Turbine			Solar			400			400			SAN BERNARDINO	CA	SCE	Pisgah Sub 230kV	6/30/2014	1/1/2018	Waived	Complete	Complete	None			
SIBERIA PHASE II SEGS (FKA DPT 9)	241	7/12/2007	7/12/2007	WITHDRAWN	1/10/2014	Serial LGIP	Steam Turbine			Solar			400			400			SAN BERNARDINO	CA	SCE	Pisgah Sub 230kV	6/30/2015	6/30/2015	Waived	Complete	Complete	None			
SOUTH BRISTOL MOUNTAINS WIND FARM	243	7/16/2007	7/16/2007	WITHDRAWN	11/26/2008	Serial LGIP	Wind Turbine			Solar			429			429			SAN BERNARDINO	CA	SCE	Pisgah 230kV Substation	12/30/2010	12/30/2010	Required	None	None	None			
LITTLE LAKE SOUTH WIND FARM	244	7/16/2007	7/16/2007	WITHDRAWN	11/26/2008	Serial LGIP	Wind Turbine			Wind Turbine			120			120			KERN/INYO	CA	SCE	Control-Haiwee-Inyokern 115kV line	12/15/2010	12/15/2010	Required	None	None	None			
SHAVERS VALLEY WIND FARM	245	7/16/2007	7/16/2007	WITHDRAWN	11/26/2008	Serial LGIP	Wind Turbine			Wind Turbine			228			228			RIVERSIDE	CA	SCE	Devers-Mirage-Julian Hinds 230kV line	12/15/2010	12/15/2010	Required	None	None	None			
LAUREL MOUNTAIN WIND FARM	246	7/17/2007	7/17/2007	WITHDRAWN	11/26/2008	Serial LGIP	Wind Turbine			Wind Turbine			120			120			KERN	CA	SCE	Kramer-Inyokern-Randsburg #3 115kV line	12/15/2010	12/15/2010	Required	None	None	None			
MADERA ENERGY CENTER EXPANSION	247	7/30/2007	7/30/2007	WITHDRAWN	4/7/2011	Serial LGIP	Combined Cycle			Natural Gas			67			67			MADERA	CA	PGAE	Borden Substation 230kV Bus	7/1/2011	4/15/2012	Waived	None	None	None			
STOCKTON GENERATION EXPANSION	248	7/30/2007	7/30/2007	WITHDRAWN	7/1/2015	Serial LGIP	Combined Cycle			Natural Gas			67			67			SAN JOAQUIN	CA	PGAE	Tesla-Bellota 230kV line	5/15/2011	5/1/2014	Waived	Complete	Complete	None			


				The California ISO Controlled Grid Generation Queue for All: Withdrawn																					Report Run Date: 04/29/2025						
							Generating Facility						Net MWs to Grid				Deliverability Status		Location		Point of Interconnection				Study Availability						
Project Name	Queue Position	Interconnection Request Receive Date	Queue Date	Application Status	Withdrawn Date	Study Process	Type-1	Type-2	Type-3	Fuel-1	Fuel-2	Fuel-3	MW-1	MW-2	MW-3	MW Total	Full Capacity, Partial or Energy Only (FC/P/EO)	Off-Peak Deliverability and Economic Only	County	State	Utility	Station or Transmission Line	Proposed On-line Date (as filed with IR)	Current On-line Date	Feasibility Study <i>or</i> Supplemental Review	System Impact Study <i>or</i> Phase I Cluster Study	Facilities Study (FAS) <i>or</i> Phase II Cluster Study	Optional Study (OS)	Interconnection Agreement Status	Reason for Withdrawal	
SOLEDAD WIND ENERGY PARK	249	7/30/2007	7/30/2007	WITHDRAWN	11/26/2008	Serial LGIP	Wind Turbine			Wind Turbine			105			105			MONTEREY	CA	PGAE	Moss-Linding-Salinas-Soledad 115kV #1 and #2 lines #1 line & Tap N/O Moss Landing-Salinas-Soledad #2	11/1/2010	11/1/2010	Required	None	None	None			
WALKER RIDGE WIND ENERGY PARK	250	8/4/2007	7/30/2007	WITHDRAWN	6/4/2013	TC	Wind Turbine			Wind Turbine			66.20			66.20	Full Capacity		LAKE/COLUSA	CA	PGAE	Redbud-Cortina 115kV line	8/1/2009	8/3/2014	NA	Complete	Complete	NA			
CHUCKWALLA SOLAR I	251	8/1/2007	8/1/2007	WITHDRAWN	11/26/2008	Serial LGIP	Photovoltaic			Solar			200			200			RIVERSIDE	CA	SCE	Eagle Mountain-Blythe 161kV line	12/15/2009	12/15/2009	Required	None	None	None			
CENTRAL COAST	253	8/13/2007	8/13/2007	WITHDRAWN	11/26/2008	Serial LGIP	Wind Turbine			Wind Turbine			40			40			SANTA BARBARA	CA	PGAE	Cabrillo Substation 115kV	12/31/2011	12/31/2011	Required	None	None	None			
AVENAL ENERGY PROJECT	254	8/21/2007	8/21/2007	WITHDRAWN	8/24/2015	TC	Combined Cycle			Natural Gas			600			600	Full Capacity		KINGS	CA	PGAE	Gates Substation 230kV bus	6/1/2012	6/1/2017	NA	Complete	Complete	NA			
RIDGECREST SOLAR II (FKA MOJAVE SOLAR PEAKING POWER)	255	11/20/2010	8/23/2007	WITHDRAWN	1/26/2011	TC	Steam Turbine			Solar			250			250	Full Capacity		KERN	CA	SCE	Inyokern Substation	12/28/2013	7/1/2013	NA	Complete	Complete	NA			
CALRENEW-1	256	8/23/2007	8/23/2007	WITHDRAWN	9/24/2007	Serial LGIP	Photovoltaic			Solar			30			30			FRESNO	CA	PGAE	Mendota Biomass Substation	4/15/2009	4/15/2009	None	None	None	None			
FAIRFIELD ENERGY CENTER	257	7/10/2007	9/10/2007	WITHDRAWN	4/21/2011	Serial LGIP	Combined Cycle			Natural Gas			575			575			SOLANO	CA	PGAE	New Fairfield Substation 230kV bus	6/1/2011	6/1/2011	Required	None	None	None			
OAKLEY GENERATING STATION	258	9/12/2007	9/12/2007	WITHDRAWN	8/28/2018	TC	Combined Cycle			Natural Gas			651			651	Energy Only		CONTRA COSTA	CA	PGAE	Contra Costa Substation 230kV bus	2/1/2012	12/31/2020	NA	Complete	Complete	NA	Executed		
PALERMO GENERATING STATION	259	9/14/2007	9/12/2007	WITHDRAWN	12/11/2008	Serial LGIP	Combined Cycle			Natural Gas			345			345			SUTTER	CA	PGAE	Rio Oso Substation 115kV bus	2/1/2012	2/1/2012	Required	None	None	None			
LODI GENERATING STATION	260	9/14/2007	9/12/2007	WITHDRAWN	11/26/2008	Serial LGIP	Combined Cycle			Natural Gas			260			260			SAN JOAQUIN	CA	PGAE	Loop Gold Hill-Eight Mile Road 230kV line	2/1/2012	2/1/2012	Required	None	None	None			


The contents of these pages are subject to change without notice. Decisions based on information contained within the California ISO's web site are the visitor's sole responsibility.


				The California ISO Controlled Grid Generation Queue for All: Withdrawn																						Report Run Date: 04/29/2025					
							Generating Facility						Net MWs to Grid				Deliverability Status		Location		Point of Interconnection				Study Availability						
Project Name	Queue Position	Interconnection Request Receive Date	Queue Date	Application Status	Withdrawn Date	Study Process	Type-1	Type-2	Type-3	Fuel-1	Fuel-2	Fuel-3	MW-1	MW-2	MW-3	MW Total	Full Capacity, Partial or Energy Only (FC/P/EO)	Off-Peak Deliverability and Economic Only	County	State	Utility	Station or Transmission Line	Proposed On-line Date (as filed with IR)	Current On-line Date	Feasibility Study <i>or</i> Supplemental Review	System Impact Study <i>or</i> Phase I Cluster Study	Facilities Study (FAS) <i>or</i> Phase II Cluster Study	Optional Study (OS)	Interconnection Agreement Status	Reason for Withdrawal	
TESORO REFINERY COGENERATION	261	9/28/2007	9/28/2007	WITHDRAWN	11/26/2008	Serial LGIP	Combined Cycle			Natur al Gas			104			104			LOS ANGELES	CA	SCE	Hinson Substation 220kV	10/1/2010	10/1/2010	Required	None	None	None			
BIRDS LANDING ENERGY CENTER	262	10/11/2007	10/10/2007	WITHDRAWN	6/3/2008	Serial LGIP	Reciprocating Engine			Natur al Gas			390.60			390.60			SOLANO	CA	PGAE	Birds Landing Substation 230 kV Bus	4/15/2012	4/15/2012	Required	None	None	None			
COPPER MOUNTAIN II ALTERNATE	263	10/10/2007	10/10/2007	WITHDRAWN	2/13/2008	Serial LGIP	Combined Cycle			Natur al Gas			634			634			CLARK	NV	SCE	Eldorado Switchyard 220kV & NCP Merchant Substation 230kV	5/1/2011	5/1/2011	Waived	None	None	None			
HOMER MOUNTAIN WIND FARM	264	10/15/2007	10/15/2007	WITHDRAWN	12/17/2009	Serial LGIP	Wind Turbine			Wind Turbin e			300			300			SAN BERNARDINO	CA	SCE	Lugo-Mohave 500kV line	12/30/2010	12/30/2010	Required	None	None	None			
PALEN DRY LAKE PV	265	10/16/2007	10/16/2007	WITHDRAWN	12/5/2007	Serial LGIP	Photovoltaic			Solar			25			25			RIVERSIDE	CA	SCE	Eagle Mountain Blythe 161kV line	12/1/2009	12/1/2009	Required	None	None	None			
RIO OSO GENERATING STATION	266	10/19/2007	10/19/2007	WITHDRAWN	11/26/2008	Serial LGIP	Combined Cycle			Natur al Gas			325			325			SUTTER	CA	PGAE	Rio Oso Substation 230 kV Bus	2/1/2012	2/1/2012	Required	None	None	None			
PATTERSON PASS ENERGY CENTER	269	10/30/2007	10/31/2007	WITHDRAWN	4/7/2011	Serial LGIP	Reciprocating Engine			Natur al Gas			371.30			371.30			SAN JOAQUIN	CA	PGAE	Tesla-Westley 230 KV lines	4/15/2012	5/1/2015	Required	None	None	None			
DESERT QUARTZSITE PV	270	11/1/2007	11/1/2007	WITHDRAWN	12/7/2009	Serial LGIP	Photovoltaic			Solar			700			700			RIVERSIDE	CA	SCE	Proposed Midpoint Substation 230kV	12/1/2011	12/1/2015	Required	None	None	None			
DESERT JASPER PV	271	11/1/2007	11/1/2007	WITHDRAWN	12/7/2009	Serial LGIP	Photovoltaic			Solar			400			400			SAN BERNARDINO	CA	SCE	Lugo-Pisgah 230kV line	12/1/2012	9/1/2016	Required	None	None	None			
GWF HANFORD	273	11/1/2007	11/1/2007	WITHDRAWN	1/25/2008	Serial LGIP	Combined Cycle			Natur al Gas			99			99			KINGS	CA	PGAE	Hanford Switchyard 115kV bus	5/1/2010	5/1/2010	Waived	None	None	None			
CPV CALIFORNIA IX	275	11/7/2007	11/7/2007	WITHDRAWN	4/7/2011	Serial LGIP	Gas Turbine			Natur al Gas			630			630			SOLANO	CA	PGAE	Loop Vaca Dixon-Peabody & Vaca Dixon-Lambie 230 kV lines	9/1/2012	5/1/2013	Required	None	None	None			
ANTIOCH GENERATING STATION	276	11/9/2007	11/9/2007	WITHDRAWN	11/18/2008	Serial LGIP	Combined Cycle			Natur al Gas			650			650			CONTRA COSTA	CA	PGAE	Contra Costa Substation	1/15/2012	1/15/2012	Required	None	None	None			


The contents of these pages are subject to change without notice. Decisions based on information contained within the California ISO's web site are the visitor's sole responsibility.

				The California ISO Controlled Grid Generation Queue for All: Withdrawn																						Report Run Date: 04/29/2025					
							Generating Facility						Net MWs to Grid				Deliverability Status		Location		Point of Interconnection				Study Availability						
Project Name	Queue Position	Interconnection Request Receive Date	Queue Date	Application Status	Withdrawn Date	Study Process	Type-1	Type-2	Type-3	Fuel-1	Fuel-2	Fuel-3	MW-1	MW-2	MW-3	MW Total	Full Capacity, Partial or Energy Only (FC/P/EO)	Off-Peak Deliverability and Economic Only	County	State	Utility	Station or Transmission Line	Proposed On-line Date (as filed with IR)	Current On-line Date	Feasibility Study <i>or</i> Supplemental Review	System Impact Study <i>or</i> Phase I Cluster Study	Facilities Study (FAS) <i>or</i> Phase II Cluster Study	Optional Study (OS)	Interconnection Agreement Status	Reason for Withdrawal	
RIO SECO WIND	277	11/15/2007	11/15/2007	WITHDRAWN	3/6/2008	Serial LGIP	Wind Turbine			Wind Turbine			75			75			SAN BERNARDINO	CA	SCE	Coolwater-Dunn Siding 115kV line	11/15/2010	11/15/2010	Required	None	None	None			
HUMBOLDT WAVECONNECT PROJECT	279	11/30/2007	11/30/2007	WITHDRAWN	2/29/2008	Serial LGIP	Hydro			Water			40			40			HUMBOLDT	CA	PGAE	Fairhaven Substation 60kV bus	6/1/2012	6/1/2012	Required	None	None	None			
MENDOCINO WAVECONNECT PROJECT	280	11/30/2007	11/30/2007	WITHDRAWN	11/18/2008	Serial LGIP	Hydro			Water			40			40			MENDOCINO	CA	PGAE	Fort Bragg Substation 60kV bus	6/1/2012	6/1/2012	Required	None	None	None			
ROUGH & READY ISLAND ENERGY PARK PROJECT	281	12/3/2007	12/3/2007	WITHDRAWN	5/27/2008	Serial LGIP	Combined Cycle			Natural Gas			500			500			SAN JOAQUIN	CA	PGAE	Loop Tesla-Stagg and Tesla-Eight Mile 230kV lines	12/31/2010	12/31/2010	Required	None	None	None			
MADERA POWER	282	12/12/2007	12/12/2007	WITHDRAWN	12/3/2014	TC	Steam Turbine			Biofuel			29			29	Full Capacity		MADERA	CA	PGAE	Dairyland-Mendota 115 kV line tap	5/31/2008	6/30/2011	NA	Complete	Complete	NA	Executed		
BETHEL 7 & 8 SOLAR THERMAL HYBRID PROJECT	283	12/12/2007	12/12/2007	WITHDRAWN	4/12/2011	Serial LGIP	Steam Turbine			Biofuel			106.80			106.80			FRESNO	CA	PGAE	Gates Substation 230kV bus	3/1/2010	9/30/2012	Required	None	None	None			
UKIAH ENERGY CENTER	284	12/13/2007	12/13/2007	WITHDRAWN	11/26/2008	Serial LGIP	Reciprocating Engine			Natural Gas			115			115			MENDOCINO	CA	PGAE	Ukiah Substation 115kV bus	4/15/2012	4/15/2012	Required	None	None	None			
TROY LAKE WIND	285	12/13/2007	12/13/2007	WITHDRAWN	11/26/2008	Serial LGIP	Wind Turbine			Wind Turbine			150			150			SAN BERNARDINO	CA	SCE	Pisgah Substation 230kV	12/31/2011	12/31/2011	Required	None	None	None			
EL CENTRO 1	286	12/20/2007	12/20/2007	WITHDRAWN	5/7/2008	Serial LGIP	Steam Turbine			Solar			375			375			IMPERIAL	CA	SDGE	Southwest Power Link 500kV line	7/1/2012	7/1/2012	Required	None	None	None			
SUNTOWER GASKELL GENERATING STATION	287	12/21/2007	12/21/2007	WITHDRAWN	4/12/2011	Serial LGIP	Steam Turbine			Solar			231			231			KERN	CA	SCE	Antelope-Magunden 230kV	4/1/2011	4/1/2011	Waived	None	None	None			
CARRIZO 1	288	12/20/2007	12/21/2007	WITHDRAWN	5/14/2008	Serial LGIP	Photovoltaic			Solar			375			375			SAN LUIS OBISPO	CA	PGAE	Morro Bay-Midway #2 230kV line	7/1/2011	7/1/2012	Required	None	None	None			
ECP I	289	12/20/2007	12/21/2007	WITHDRAWN	5/29/2008	Serial LGIP	Steam Turbine			Solar			375			375			SAN BERNARDINO	CA	SCE	El Dorado-Ivanpah 115kV line	7/1/2011	7/1/2011	Required	None	None	None			
TRILOBITE SOLAR PROJECT	290	12/27/2007	12/27/2007	WITHDRAWN	12/7/2009	Serial LGIP	Steam Turbine			Solar			750			750			SAN BERNARDINO	CA	SCE	Pisgah Substation 230kV	6/1/2015	12/31/2012	Required	None	None	None			

				The California ISO Controlled Grid Generation Queue for All: Withdrawn																						Report Run Date: 04/29/2025					
							Generating Facility						Net MWs to Grid				Deliverability Status		Location		Point of Interconnection				Study Availability						
Project Name	Queue Position	Interconnection Request Receive Date	Queue Date	Application Status	Withdrawn Date	Study Process	Type-1	Type-2	Type-3	Fuel-1	Fuel-2	Fuel-3	MW-1	MW-2	MW-3	MW Total	Full Capacity, Partial or Energy Only (FC/P/EO)	Off-Peak Deliverability and Economic Only	County	State	Utility	Station or Transmission Line	Proposed On-line Date (as filed with IR)	Current On-line Date	Feasibility Study <i>or</i> Supplemental Review	System Impact Study <i>or</i> Phase I Cluster Study	Facilities Study (FAS) <i>or</i> Phase II Cluster Study	Optional Study (OS)	Interconnection Agreement Status	Reason for Withdrawal	
MESQUITE LAKE	291	12/27/2007	12/27/2007	WITHDRAWN	11/20/2008	Serial LGIP	Steam Turbine			Solar			250			250			SAN BERNARDINO	CA	SCE	Ivanpah Substation 230kV	6/1/2015	6/1/2015	Required	None	None	None			
FREEMAN JUNCTION SOLAR PROJECT	292	12/27/2007	12/27/2007	WITHDRAWN	2/6/2008	Serial LGIP	Steam Turbine			Solar			250			250			KERN	CA	SCE	SCE portion of Kramer BLM West 230kV line	6/1/2014	6/1/2014	Required	None	None	None			
WELLHEAD POWER PROJECT 5	293	12/31/2007	1/3/2008	WITHDRAWN	12/9/2008	Serial LGIP	Reciprocating Engine			Biofuel I			5.20			5.20			FRESNO	CA	PGAE	Helm-Kerman 70kV line	6/1/2009	6/1/2009	Required	None	None	None			
TROY LAKE SOLEIL	295	1/17/2008	1/17/2008	WITHDRAWN	12/7/2009	Serial LGIP	Steam Turbine			Solar			300			300			SAN BERNARDINO	CA	SCE	Pisgah Substation 220kV	12/31/2011	12/31/2011	Required	None	None	None			
BIG ROCK SUNTOWER GENERATING STATION	296	1/18/2008	1/18/2008	WITHDRAWN	5/23/2008	Serial LGIP	Steam Turbine			Solar			33			33			LOS ANGELES	CA	SCE	Antelope-Piute 66kV line	12/1/2009	12/1/2009	Waived	None	None	None			
EL DORADO SOLAR ALTERNATE	298	1/23/2008	1/23/2008	WITHDRAWN	11/19/2008	Serial LGIP	Steam Turbine			Solar			140			140			CLARK	NV	SCE	El Dorado 220kV switchyard	11/1/2011	11/1/2011	Required	None	None	None			
GWF HANFORD COMBINED CYCLE POWER PLANT	299	11/20/2010	1/29/2008	WITHDRAWN	1/26/2011	TC	Combined Cycle			Natural Gas			27			27	Full Capacity		KINGS	CA	PGAE	Hanford Switchyard 115kV bus	5/1/2010	5/1/2013	NA	Complete	Complete	NA			
HYDROGEN ENERGY CALIFORNIA	300	11/20/2010	2/4/2008	WITHDRAWN	5/17/2011	TC	Combined Cycle			Natural Gas			400			400	Full Capacity		KERN	CA	PGAE	Midway-Wheeler Ridge #1 and #2 230kV line	9/1/2014	9/1/2015	NA	Complete	Complete	NA			
LUCERNE VALLEY SOLAR PROJECT, PHASE 2	301	2/8/2008	2/8/2008	WITHDRAWN	10/27/2008	Serial LGIP	Photovoltaic			Solar			500			500			SAN BERNARDINO	CA	SCE	Lugo-Pisgah Line 220kV line	1/1/2016	1/1/2016	Required	None	None	None	None		
LUCERNE VALLEY SOLAR PROJECT, PHASE 1	302	2/19/2008	2/19/2008	WITHDRAWN	4/7/2008	Serial LGIP	Photovoltaic			Solar			200			200			SAN BERNARDINO	CA	SCE	Lugo-Pisgah 220kV line	2/1/2010	2/1/2010	Required	None	None	None			
AUBANEL WIND PROJECT	303	2/27/2008	2/27/2008	WITHDRAWN	10/27/2008	Serial LGIP	Wind Turbine			Wind Turbine			500			500			BAJA CALIFORNIA	MX	SDGE	Imperial Valley - Miguel 500kV line	12/31/2011	12/31/2011	Required	None	None	None			
MARSH LANDING GENERATING STATION - COMBINED CYCLE UNITS	305	3/18/2008	3/10/2008	WITHDRAWN	12/8/2010	Serial LGIP	Combined Cycle			Natural Gas			611			611			CONTRA COSTA	CA	PGAE	Contra Costa Substation 230kV Switchyard	7/30/2012	7/30/2012	Required	None	None	None			
ZEPHYR POWER STATION	306	3/11/2008	3/11/2008	WITHDRAWN	11/20/2008	Serial LGIP	Gas Turbine			Natural Gas			200			200			SAN JOAQUIN	CA	PGAE	Tesla-Belota 230kV and Tesla-Webber 230kV lines	5/1/2012	5/1/2012	Required	None	None	None			

 California ISO				The California ISO Controlled Grid Generation Queue for All: Withdrawn																						Report Run Date: 04/29/2025					
							Generating Facility						Net MWs to Grid				Deliverability Status		Location		Point of Interconnection				Study Availability						
Project Name	Queue Position	Interconnection Request Receive Date	Queue Date	Application Status	Withdrawn Date	Study Process	Type-1	Type-2	Type-3	Fuel-1	Fuel-2	Fuel-3	MW-1	MW-2	MW-3	MW Total	Full Capacity, Partial or Energy Only (FC/P/EO)	Off-Peak Deliverability and Economic Only	County	State	Utility	Station or Transmission Line	Proposed On-line Date (as filed with IR)	Current On-line Date	Feasibility Study <i>or</i> Supplemental Review	System Impact Study <i>or</i> Phase I Cluster Study	Facilities Study (FAS) <i>or</i> Phase II Cluster Study	Optional Study (OS)	Interconnection Agreement Status	Reason for Withdrawal	
PV REDMAN-LANCASTER	307	3/11/2008	3/11/2008	WITHDRAWN	4/24/2008	Serial LGIP	Photovoltaic			Solar			100			100			LOS ANGELES	CA	SCE	Lancaster Redman 66kV line	5/1/2009	5/1/2009	Required	None	None	None			
PV LITTLE ROCK-PALMDALE	308	3/11/2008	3/11/2008	WITHDRAWN	4/24/2008	Serial LGIP	Photovoltaic			Solar			100			100			LOS ANGELES	CA	SCE	Helijet-Little Rock-Palmdale-Rockair 66kV line	5/1/2009	5/1/2009	Required	None	None	None			
PV-3 (FKA PV ANTELOPE-DEL SUR)	309	11/20/2010	3/11/2008	WITHDRAWN	3/23/2011	TC	Photovoltaic			Solar			100			100	Full Capacity		LOS ANGELES	CA	SCE	Antelope Substation 66kV	5/1/2009	7/1/2013	NA	None	None	NA			
PV DEL SUR-LANCASTER	310	3/11/2008	3/11/2008	WITHDRAWN	4/24/2008	Serial LGIP	Photovoltaic			Solar			100			100			LOS ANGELES	CA	SCE	Del-Dur-Lancaster-Rite Aid 66kV line	5/1/2009	5/1/2009	Required	None	None	None	In Progress		
PV PIUTE-LANCASTER	311	3/11/2008	3/11/2008	WITHDRAWN	4/24/2008	Serial LGIP	Photovoltaic			Solar			100			100			LOS ANGELES	CA	SCE	Lancaster-Little Rock-Piute 66kV line	5/1/2009	5/1/2009	Required	None	None	None			
PV PALMDALE-TORTOISE	312	3/11/2008	3/11/2008	WITHDRAWN	5/6/2008	Serial LGIP	Photovoltaic			Solar			100			100			LOS ANGELES	CA	SCE	Oasis-Tortoise 66kV line	5/1/2009	5/1/2009	Required	None	None	None			
PV REDMAN-PIUTE	313	3/11/2008	3/11/2008	WITHDRAWN	4/24/2008	Serial LGIP	Photovoltaic			Solar			100			100			LOS ANGELES	CA	SCE	Piute-Redman 66kV line	5/1/2009	5/1/2009	Required	None	None	None			
PV PIUTE-LITTLE ROCK	314	3/11/2008	3/11/2008	WITHDRAWN	4/24/2008	Serial LGIP	Photovoltaic			Solar			100			100			LOS ANGELES	CA	SCE	Lancaster-Little Rock-Piute 66kV line	5/1/2009	5/1/2009	Required	None	None	None			
PV PALMDALE-ROCKAIR	315	3/11/2008	3/11/2008	WITHDRAWN	4/24/2008	Serial LGIP	Photovoltaic			Solar			100			100			LOS ANGELES	CA	SCE	Helijet-Little Rock-Palmdale-Rockair 66kV line	5/1/2009	5/1/2009	Required	None	None	None			
PV ROSAMOND-ANTELOPE	316	3/11/2008	3/11/2008	WITHDRAWN	4/24/2008	Serial LGIP	Photovoltaic			Solar			100			100			LOS ANGELES	CA	SCE	Antelope-Rosamond 66kV line	5/1/2009	5/1/2009	Required	None	None	None			
PV-11 (FKA PV ROSAMOND-DEL SUR)	317	11/20/2010	3/11/2008	WITHDRAWN	3/23/2011	TC	Photovoltaic			Solar			100			100	Full Capacity		LOS ANGELES	CA	SCE	Antelope Substation 66kV	5/1/2009	6/1/2013	NA	None	None	NA			
PV GOLDTOWN-LANCASTER	318	3/11/2008	3/11/2008	WITHDRAWN	4/24/2008	Serial LGIP	Photovoltaic			Solar			100			100			KERN	CA	SCE	Goldtown-Lancaster 66kV line	5/1/2009	5/1/2009	Required	None	None	None			
PV GOLDTOWN-CORUM	319	3/11/2008	3/11/2008	WITHDRAWN	4/24/2008	Serial LGIP	Photovoltaic			Solar			100			100			LOS ANGELES	CA	SCE	Corum-Goldtown 66kV line	5/1/2009	5/1/2009	Required	None	None	None			

 California ISO				The California ISO Controlled Grid Generation Queue for All: Withdrawn																						Report Run Date: 04/29/2025					
							Generating Facility						Net MWs to Grid				Deliverability Status		Location		Point of Interconnection				Study Availability						
Project Name	Queue Position	Interconnection Request Receive Date	Queue Date	Application Status	Withdrawn Date	Study Process	Type-1	Type-2	Type-3	Fuel-1	Fuel-2	Fuel-3	MW-1	MW-2	MW-3	MW Total	Full Capacity, Partial or Energy Only (FC/P/EO)	Off-Peak Deliverability and Economic Only	County	State	Utility	Station or Transmission Line	Proposed On-line Date (as filed with IR)	Current On-line Date	Feasibility Study <i>or</i> Supplemental Review	System Impact Study <i>or</i> Phase I Cluster Study	Facilities Study (FAS) <i>or</i> Phase II Cluster Study	Optional Study (OS)	Interconnection Agreement Status	Reason for Withdrawal	
NE WIND PROJECT	321	3/18/2008	3/18/2008	WITHDRAWN	12/8/2010	Serial LGIP	Wind Turbine			Wind Turbine			100			100			PLUMAS	CA	PG&E	Caribou Substation 230kV switchyard	12/15/2013	12/1/2013	Required	None	None	None			
PITTSBURG POWER PLANT - CCU	322	3/17/2008	3/18/2008	WITHDRAWN	12/8/2010	Serial LGIP	Combined Cycle			Natural Gas			611			611			CONTRA COSTA	CA	PG&E	Pittsburg 230kV switchyard	9/30/2012	9/30/2012	Required	None	None	None			
PV ROSAMOND-CORUM	323	3/27/2008	3/27/2008	WITHDRAWN	4/24/2008	Serial LGIP	Photovoltaic			Solar			100			100			KERN	CA	SCE	Coram-Rosemond 66kV line	5/1/2009	5/1/2009	Required	None	None	None			
PV COOLWATER-DUNN SIDING	324	3/27/2008	3/27/2008	WITHDRAWN	4/24/2008	Serial LGIP	Photovoltaic			Solar			250			250			SAN BERNARDINO	CA	SCE	Eldorado Baker Cool Water Dunn Siding Mountain Pass 115kV line	5/1/2009	5/1/2009	Required	None	None	None			
PV COOLWATER - KRAMER	325	3/27/2008	3/27/2008	WITHDRAWN	4/24/2008	Serial LGIP	Photovoltaic			Solar			100			100			KERN	CA	SCE	Kramer-Cool Water 115kV line	5/1/2009	5/1/2009	Required	None	None	None			
PV TORTILLA-KRAMER	326	3/27/2008	3/27/2008	WITHDRAWN	4/24/2008	Serial LGIP	Photovoltaic			Solar			100			100			KERN	CA	SCE	Kramer-Tortilla 115kV line	5/1/2009	5/1/2009	Required	None	None	None			
PV KRAMER-INYOKERN #1	327	3/25/2008	3/27/2008	WITHDRAWN	11/21/2008	Serial LGIP	Photovoltaic			Solar			100			100			KERN	CA	SCE	Kramer-Inyokern-Randsberg No. 1 115kV line	5/1/2009	5/1/2009	Required	None	None	None			
PV KRAMER-INYOKERN #2	328	3/27/2008	3/27/2008	WITHDRAWN	4/24/2008	Serial LGIP	Photovoltaic			Solar			100			100			KERN	CA	SCE	Kramer-Inyokern-Randsberg No. 3 115kV line	5/1/2009	5/1/2009	Required	None	None	None			
GASKELL SOLAR GENERATING STATION	329	3/31/2008	3/31/2008	WITHDRAWN	11/26/2008	Serial LGIP	Steam Turbine			Solar			264			264			KERN	CA	SCE	Whirlwind Substation 230kV	8/1/2012	8/1/2012	None	None	None	None			
TUMBLEWEED SOLAR GENERATING STATION	330	3/31/2008	3/31/2008	WITHDRAWN	11/26/2008	Serial LGIP	Steam Turbine			Solar			33			33			LOS ANGELES	CA	SCE	Antelope-Calcement 66kV line	12/1/2009	12/1/2009	None	None	None	None			
WILLOW SPRINGS SOLAR GENERATING STATION	331	3/31/2008	3/31/2008	WITHDRAWN	11/26/2008	Serial LGIP	Steam Turbine			Solar			231			231			KERN	CA	SCE	Windhub Substation	5/1/2010	5/1/2010	None	None	None	None			
WILLOW SPRINGS SOLAR GENERATING STATION II	332	3/31/2008	3/31/2008	WITHDRAWN	11/26/2008	Serial LGIP	Steam Turbine			Solar			264			264			KERN	CA	SCE	Windhub Substation	9/1/2011	9/1/2011	None	None	None	None			
PHOENIX SOLAR GENERATING STATION	333	3/31/2008	3/31/2008	WITHDRAWN	11/26/2008	Serial LGIP	Steam Turbine			Solar			33			33			SAN BERNARDINO	CA	SCE	Cool Water-Kramer 115kV line	7/1/2009	7/1/2009	None	None	None	None			

				The California ISO Controlled Grid Generation Queue for All: Withdrawn																						Report Run Date: 04/29/2025					
							Generating Facility						Net MWs to Grid				Deliverability Status		Location		Point of Interconnection				Study Availability						
Project Name	Queue Position	Interconnection Request Receive Date	Queue Date	Application Status	Withdrawn Date	Study Process	Type-1	Type-2	Type-3	Fuel-1	Fuel-2	Fuel-3	MW-1	MW-2	MW-3	MW Total	Full Capacity, Partial or Energy Only (FC/P/EO)	Off-Peak Deliverability and Economic Only	County	State	Utility	Station or Transmission Line	Proposed On-line Date (as filed with IR)	Current On-line Date	Feasibility Study <i>or</i> Supplemental Review	System Impact Study <i>or</i> Phase I Cluster Study	Facilities Study (FAS) <i>or</i> Phase II Cluster Study	Optional Study (OS)	Interconnection Agreement Status	Reason for Withdrawal	
DGC KELSO RE	335	4/4/2008	4/4/2008	WITHDRAWN	5/5/2008	Serial LGIP	Reciprocating Engine			Natural Gas			99			99			ALAMEDA	CA	PGAE	Kelso Substation 230kV bus	6/1/2012	6/1/2012	None	None	None	None			
BORREGO STARLIGHT 1	336	4/7/2008	4/7/2008	WITHDRAWN	11/21/2008	Serial LGIP	Photovoltaic			Solar			75			75			SAN DIEGO	CA	SDGE	Borrego Substation 69kV	12/31/2010	12/31/2010	None	None	None	None			
FRESNO COGENERATION CTG-4	338	4/17/2008	4/17/2008	WITHDRAWN	11/25/2008	Serial LGIP	Combined Cycle			Natural Gas			10			10			FRESNO	CA	PGAE	Kerman-Helms 70kV line	6/1/2010	6/1/2010	None	None	None	None			
SANGEN	339	4/18/2008	4/18/2008	WITHDRAWN	11/25/2008	Serial LGIP	Gas Turbine			Natural Gas			50			50			SAN FRANCISCO	CA	PGAE	Mission Substation	6/1/2011	6/1/2011	None	None	None	None			
APG WILSON STATION	341	4/23/2008	4/23/2008	WITHDRAWN	11/25/2008	Serial LGIP	Gas Turbine			Natural Gas			525			525			MERCED	CA	PGAE	Wilson Substation 230kV Bus	3/1/2012	3/1/2012	None	None	None	None			
PV-7	343	4/25/2008	4/25/2008	WITHDRAWN	11/21/2008	Serial LGIP	Photovoltaic			Solar			40			40			LOS ANGELES	CA	SCE	Piute-Redman 66kV Line	5/1/2011	5/1/2011	None	None	None	None			
PV-8	344	5/5/2008	4/25/2008	WITHDRAWN	7/12/2010	Serial LGIP	Photovoltaic			Solar			40			40			LOS ANGELES	CA	SCE	Lancaster-Little Rock-Piute 66kV line	5/1/2011	5/1/2011	Waived	None	None	None		None	
PV-5	345	4/25/2008	4/25/2008	WITHDRAWN	11/21/2008	Serial LGIP	Photovoltaic			Solar			40			40			LOS ANGELES	CA	SCE	Lancaster-Little Rock-Piute 66kV Line (Lancaster side of Tap 72)	5/1/2011	5/1/2011	None	None	None	None			
PV-1	346	4/25/2008	4/25/2008	WITHDRAWN	11/21/2008	Serial LGIP	Photovoltaic			Solar			30			30			LOS ANGELES	CA	SCE	Lancaster-Redman 66kV Line	5/1/2011	5/1/2011	None	None	None	None			
PV-9	347	4/25/2008	4/25/2008	WITHDRAWN	7/12/2010	Serial LGIP	Photovoltaic			Solar			50			50			LOS ANGELES	CA	SCE	Helijet-Little Rock-Palmdale-Rockair 66kV line (primary: Palmdale side of Tap 62; Aternate: Little Rock side of Tap 62)	5/1/2011	5/1/2011	None	None	None	None			
PV-31	350	4/25/2008	4/25/2008	WITHDRAWN	7/12/2010	Serial LGIP	Photovoltaic			Solar			80			80			SAN BERNARDINO	CA	SCE	Eldorado-Baker-Coolwater-Dunn Siding-Mountain Pass 115 kV line	5/1/2013	5/1/2013	Waived	None	None	None			





The California ISO Controlled Grid Generation Queue for All: Withdrawn

Report Run Date: 04/29/2025


							Generating Facility						Net MWs to Grid				Deliverability Status		Location		Point of Interconnection				Study Availability						
Project Name	Queue Position	Interconnection Request Receive Date	Queue Date	Application Status	Withdrawn Date	Study Process	Type-1	Type-2	Type-3	Fuel-1	Fuel-2	Fuel-3	MW-1	MW-2	MW-3	MW Total	Full Capacity, Partial or Energy Only (FC/P/EO)	Off-Peak Deliverability and Economic Only	County	State	Utility	Station or Transmission Line	Proposed On-line Date (as filed with IR)	Current On-line Date	Feasibility Study <i>or</i> Supplemental Review	System Impact Study <i>or</i> Phase I Cluster Study	Facilities Study (FAS) <i>or</i> Phase II Cluster Study	Optional Study (OS)	Interconnection Agreement Status	Reason for Withdrawal	
WELLHEAD POWER WINTERS	351	4/25/2008	4/25/2008	WITHDRAWN	11/25/2008	Serial LGIP	Gas Turbine			Natural Gas			49			49			YOLO	CA	PGAE	Tap Vaca-Rio Oso 115 kV line	7/1/2009	7/1/2009	None	None	None	None			
WELLHEAD POWER SALADO	352	4/25/2008	4/25/2008	WITHDRAWN	11/25/2008	Serial LGIP	Gas Turbine			Natural Gas			49			49			STANISLAUS	CA	PGAE	Salado Substation 115 kV	7/1/2009	7/1/2009	None	None	None	None			
WELLHEAD POWER FIREBAUGH 2	353	4/25/2008	4/25/2008	WITHDRAWN	11/25/2008	Serial LGIP	Gas Turbine			Natural Gas			49			49			FRESNO	CA	PGAE	Panoche Substation 115 kV bus	7/1/2009	7/1/2009	None	None	None	None			
WELLHEAD POWER HELM	354	4/25/2008	4/25/2008	WITHDRAWN	11/25/2008	Serial LGIP	Gas Turbine			Natural Gas			49			49			FRESNO	CA	PGAE	Tap Helm-Valley Nitrogen 70 kV line	7/1/2009	7/1/2009	None	None	None	None			
PV-41	355	4/28/2008	4/28/2008	WITHDRAWN	11/20/2008	Serial LGIP	Photovoltaic			Solar			100			100			SAN LUIS OBISPO	CA	PGAE	San Luis Obispo-Tremblor 115kV line	5/1/2011	5/1/2011	None	None	None	None			
PV-43	357	4/28/2008	4/28/2008	WITHDRAWN	12/7/2010	Serial LGIP	Photovoltaic			Solar			100			100			KERN	CA	PGAE	Midway Substation via Midway-Sunset Gen-Tie 230 kV line	5/1/2010	12/1/2013	None	None	None	None			
PV-46	358	4/30/2008	4/30/2008	WITHDRAWN	11/20/2008	Serial LGIP	Photovoltaic			Solar			100			100			KERN	CA	PGAE	Midway Sunset via Midway-Sunset Gen-Tie 230 kV line	5/1/2011	5/1/2011	None	None	None	None			
SODA MOUNTAIN SOLAR PROJECT	359	5/2/2008	5/1/2008	WITHDRAWN	11/26/2008	Serial LGIP	Photovoltaic			Solar			350			350			SAN BERNARDINO	CA	SCE	Eldorado-Baker-Cool Water-Dunn Siding-Mountain Pass 115kV line	3/1/2011	3/1/2011	Required	None	None	None			
WILLIAMS ENERGY CENTER	360	5/5/2008	5/1/2008	WITHDRAWN	7/11/2008	Serial LGIP	Gas Turbine			Natural Gas			200			200			COLUSA	CA	PGAE	Cortina Substation 230kV Bus	6/1/2012	6/1/2012	None	None	None	None			
PVV-K SOLAR I	361	5/2/2008	5/2/2008	WITHDRAWN	11/26/2008	Serial LGIP	Steam Turbine			Solar			200			200			RIVERSIDE	CA	SCE	Blythe-Eagle Mountain 161 kV line	8/30/2012	8/30/2012	Required	None	None	None			
PVV-M SOLAR I	362	5/2/2008	5/2/2008	WITHDRAWN	11/26/2008	Serial LGIP	Steam Turbine			Solar			300			300			RIVERSIDE	CA	SCE	Midpoint Substation	8/30/2012	8/30/2012	Required	None	None	None			


The contents of these pages are subject to change without notice. Decisions based on information contained within the California ISO's web site are the visitor's sole responsibility.


				The California ISO Controlled Grid Generation Queue for All: Withdrawn																						Report Run Date: 04/29/2025					
							Generating Facility						Net MWs to Grid				Deliverability Status		Location		Point of Interconnection				Study Availability						
Project Name	Queue Position	Interconnection Request Receive Date	Queue Date	Application Status	Withdrawn Date	Study Process	Type-1	Type-2	Type-3	Fuel-1	Fuel-2	Fuel-3	MW-1	MW-2	MW-3	MW Total	Full Capacity, Partial or Energy Only (FC/P/EO)	Off-Peak Deliverability and Economic Only	County	State	Utility	Station or Transmission Line	Proposed On-line Date (as filed with IR)	Current On-line Date	Feasibility Study <i>or</i> Supplemental Review	System Impact Study <i>or</i> Phase I Cluster Study	Facilities Study (FAS) <i>or</i> Phase II Cluster Study	Optional Study (OS)	Interconnection Agreement Status	Reason for Withdrawal	
PV-47	363	5/5/2008	5/6/2008	WITHDRAWN	7/12/2010	Serial LGIP	Photovoltaic			Solar			700			700			KERN	CA	SCE	Windhub Substation 230 kV	5/1/2013	5/1/2011	Waived	None	None	None			
PV-48	364	5/5/2008	5/6/2008	WITHDRAWN	11/21/2008	Serial LGIP	Photovoltaic			Solar			700			700			KERN	CA	SCE	Windhub Substation 230 kV	5/1/2014	5/1/2013	None	None	None	None			
DGC KELSO RE 115.5	366	4/25/2008	5/12/2008	WITHDRAWN	10/30/2008	Serial LGIP	Reciprocating Engine			Natural Gas			115.50			115.50			ALAMEDA	CA	PGAE	Kelso Substation	6/1/2012	6/1/2012	None	None	None	None			
CUYAMA SOLAR I	367	5/12/2008	5/12/2008	WITHDRAWN	11/24/2008	Serial LGIP	Photovoltaic			Solar			50			50			SANTA BARBARA	CA	PGAE	69kV proximate to the Cuyama Substation	12/31/2009	12/31/2009	None	None	None	None			
GOAL LINE	368	5/9/2008	5/16/2008	WITHDRAWN	11/20/2008	Serial LGIP	Gas Turbine			Natural Gas			150			150			SAN DIEGO	CA	SDGE	Escondido Substation 69 kV	6/1/2010	6/1/2010	None	None	None	None			
EAGLE MOUNTAIN PUMPED STORAGE PROJECT	369	5/16/2008	5/16/2008	WITHDRAWN	10/24/2008	Serial LGIP	Hydro			Water			1300			1300			RIVERSIDE	CA	SCE	Midpoint Substation 500 kV	6/1/2014	6/1/2014	None	None	None	None			
SOLANO ENERGY CENTER	370	5/5/2008	5/19/2008	WITHDRAWN	11/24/2008	Serial LGIP	Gas Turbine			Natural Gas			390.40			390.40			SOLANO	CA	PGAE	Lambie-Contra Costa Substation 230 kV bus	6/1/2012	6/1/2012	Required	None	None	None			
KES KINGSBURG	371	5/9/2008	5/23/2008	WITHDRAWN	11/26/2008	Serial LGIP	Combined Cycle			Natural Gas			337.50			337.50			FRESNO	CA	PGAE	McCall-Kingsburg #1 & #2 115 kV lines	12/1/2010	12/1/2010	None	None	None	None			
JACOB CANAL SOLAR FARM	372	5/21/2008	5/21/2008	WITHDRAWN	9/10/2013	SGIP	Photovoltaic			Solar			20			20	Energy Only		KINGS	CA	PGAE	Jacobs Corner Substation 70kV bus	11/1/2010	4/2/2012	None	Facilities Study	SGIA	NA			
ISLAND ENERGY CENTER	373	5/27/2008	5/27/2008	WITHDRAWN	11/26/2008	Serial LGIP	Gas Turbine			Natural Gas			315			315			SAN JOAQUIN	CA	PGAE	Loop Tesla Stagg and Tesla-Eight Mile 230 kV lines	7/1/2012	7/1/2012	None	None	None	None			
WELLHEAD POWER LOGAN CREEK	374	5/27/2008	5/27/2008	WITHDRAWN	11/25/2008	Serial LGIP	Gas Turbine			Natural Gas			49			49			GLENN	CA	PGAE	Tap Cottonwood-Logan Creek-Vaca Dixon 230kV line	6/1/2010	6/1/2010	None	None	None	None			
CAL-ZEPP 1	375	5/28/2008	5/28/2008	WITHDRAWN	11/26/2008	Serial LGIP	Steam Turbine			Natural Gas			49.90			49.90			KERN	CA	PGAE	Famoso Substation	6/2/2011	6/2/2011	None	None	None	None			


 California ISO				The California ISO Controlled Grid Generation Queue for All: Withdrawn																						Report Run Date: 04/29/2025					
							Generating Facility						Net MWs to Grid				Deliverability Status		Location		Point of Interconnection				Study Availability						
Project Name	Queue Position	Interconnection Request Receive Date	Queue Date	Application Status	Withdrawn Date	Study Process	Type-1	Type-2	Type-3	Fuel-1	Fuel-2	Fuel-3	MW-1	MW-2	MW-3	MW Total	Full Capacity, Partial or Energy Only (FC/P/EO)	Off-Peak Deliverability and Economic Only	County	State	Utility	Station or Transmission Line	Proposed On-line Date (as filed with IR)	Current On-line Date	Feasibility Study <i>or</i> Supplemental Review	System Impact Study <i>or</i> Phase I Cluster Study	Facilities Study (FAS) <i>or</i> Phase II Cluster Study	Optional Study (OS)	Interconnection Agreement Status	Reason for Withdrawal	
MOJAVE SOLAR PARK 4 - JOHNSON VALLEY	376	5/28/2008	5/28/2008	WITHDRAWN	12/19/2008	Serial LGIP	Steam Turbine			Solar			612			612			SAN BERNARDINO	CA	SCE	Pisgah-Lugo 230kV Line	12/1/2012	12/1/2012	Waived	None	None	None			
EAST ALTAMONT ENERGY CENTER	377	5/28/2008	5/28/2008	WITHDRAWN	11/26/2008	Serial LGIP	Gas Turbine			Natural Gas			600			600			ALAMEDA	CA	PGAE	Tracy Substation 230 kV	5/1/2013	5/1/2013	None	None	None	None			
SUTTER ENERGY CENTER	379	5/28/2008	5/28/2008	WITHDRAWN	12/7/2010	Serial LGIP	Combined Cycle			Natural Gas			600			600			SUTTER	CA	PGAE	Table Mountain-Tesla 500kV line	5/1/2012	1/1/2014	None	None	None	None			
ARROWHEAD JUNCTION SOLAR PROJECT	380	5/29/2008	5/29/2008	WITHDRAWN	11/12/2008	Serial LGIP	Steam Turbine			Solar			145			145			SAN BERNARDINO	CA	SCE	Lugo-Mohave 500 kV Line	5/1/2013	5/1/2013	None	None	None	None			
MCCULLOUGH PASS SOLAR PROJECT	381	5/29/2008	5/29/2008	WITHDRAWN	12/7/2009	Serial LGIP	Steam Turbine			Solar			240			240			CLARK	NV	SCE	Eldorado Substation 230kV	5/1/2013	5/1/2013	None	None	None	None			
MESQUITE HILLS SOLAR PROJECT	382	5/29/2008	5/29/2008	WITHDRAWN	12/7/2009	Serial LGIP	Steam Turbine			Solar			290			290			SAN BERNARDINO	CA	SCE	Lugo-Eldorado 500 kV line	5/1/2013	5/1/2013	None	None	None	None			
WATSON COGENERATION	383	5/29/2008	5/29/2008	WITHDRAWN	11/18/2014	TC	Combined Cycle			Natural Gas			85			85	Full Capacity		LOS ANGELES	CA	SCE	Arco Gen #1 & #2 230kV lines	5/31/2012	12/1/2012	NA	Complete	Complete	NA			
CADIZ WEST	384	5/29/2008	5/29/2008	WITHDRAWN	11/2/2009	Serial LGIP	Steam Turbine			Solar			900			900			SAN BERNARDINO	CA	SCE	Lugo-Mojave 500 kV Line	2/1/2012	2/1/2015	Waived	None	None	None			
CADIZ EAST	385	5/29/2008	5/29/2008	WITHDRAWN	11/2/2009	Serial LGIP	Steam Turbine			Solar			600			600			SAN BERNARDINO	CA	SCE	Lugo-Mojave 500kV Line	2/1/2011	2/1/2014	None	None	None	None			
OGILBY	386	5/29/2008	5/29/2008	WITHDRAWN	3/22/2011	Serial LGIP	Steam Turbine			Solar			600			600			IMPERIAL	CA	SDGE	New Substation on North Gila-Imperial Valley 500 kV line	1/1/2012	10/1/2014	Waived	None	None	None			
LA POSA	387	5/29/2008	5/29/2008	WITHDRAWN	3/22/2011	Serial LGIP	Steam Turbine			Solar			900			900			LA PAZ	AZ	SCE	Devers-Palo Verde 500 kV Line	2/1/2015	2/1/2015	Waived	None	None	None			
RANEGRAS EAGLETAIL	388	5/29/2008	5/29/2008	WITHDRAWN	3/22/2011	Serial LGIP	Steam Turbine			Solar			900			900			LA PAZ/MARICOPA	AZ	SCE	Devers-Palo Verde 500 kV Line	6/1/2014	6/1/2014	Waived	None	None	None			
AZ BIGHORN	389	5/29/2008	5/29/2008	WITHDRAWN	12/17/2009	Serial LGIP	Steam Turbine			Solar			900			900			MARICOPA	AZ	SCE	Devers-Palo Verde Line 500 kV line	5/1/2015	5/1/2015	None	None	None	None			
HYDER	390	5/29/2008	5/29/2008	WITHDRAWN	12/17/2009	Serial LGIP	Steam Turbine			Solar			300			300			MARICOPA	AZ	SDGE	North Gila-Hassayampa 500 kV line	5/1/2011	3/1/2012	Waived	None	None	None			

The contents of these pages are subject to change without notice. Decisions based on information contained within the California ISO's web site are the visitor's sole responsibility.

				The California ISO Controlled Grid Generation Queue for All: Withdrawn																						Report Run Date: 04/29/2025					
							Generating Facility						Net MWs to Grid				Deliverability Status		Location		Point of Interconnection				Study Availability						
Project Name	Queue Position	Interconnection Request Receive Date	Queue Date	Application Status	Withdrawn Date	Study Process	Type-1	Type-2	Type-3	Fuel-1	Fuel-2	Fuel-3	MW-1	MW-2	MW-3	MW Total	Full Capacity, Partial or Energy Only (FC/P/EO)	Off-Peak Deliverability and Economic Only	County	State	Utility	Station or Transmission Line	Proposed On-line Date (as filed with IR)	Current On-line Date	Feasibility Study <i>or</i> Supplemental Review	System Impact Study <i>or</i> Phase I Cluster Study	Facilities Study (FAS) <i>or</i> Phase II Cluster Study	Optional Study (OS)	Interconnection Agreement Status	Reason for Withdrawal	
COSO #1	391	11/20/2010	5/29/2008	WITHDRAWN	2/7/2011	TC	Steam Turbine			Geothermal			15			15	Full Capacity		INYO	CA	SCE	Kramer Substation 230kV	1/11/2010	1/11/2010	NA	Complete	Complete	NA			
COSO #3	392	11/20/2010	5/29/2008	WITHDRAWN	2/7/2011	TC	Steam Turbine			Geothermal			15			15	Full Capacity		INYO	CA	SCE	BLM Substation 230kV	3/13/2019	1/11/2010	NA	Complete	Complete	NA			
COSO #2	393	11/20/2010	5/29/2008	WITHDRAWN	2/7/2011	TC	Steam Turbine			Geothermal			15			15	Full Capacity		INYO	CA	SCE	Inyokern Substation 115kV	8/19/2011	1/11/2010	NA	Complete	Complete	NA			
NYC #1	394	11/20/2010	5/29/2008	WITHDRAWN	2/8/2011	TC	Steam Turbine			Geothermal			60.70			60.70	Full Capacity		CHURCHILL	NV	SCE	Control Substation 115kV bus	12/1/2012	12/1/2015	NA	Complete	Complete	NA			
NYC #2	395	5/29/2008	5/29/2008	WITHDRAWN	11/26/2008	Serial LGIP	Steam Turbine			Geothermal			52.50			52.50			CHURCHILL	NV	SCE	Bishop Substation	12/1/2012	12/1/2012	None	None	None	None			
DIXIE MEADOWS #1	396	11/20/2010	5/29/2008	WITHDRAWN	2/8/2011	TC	Steam Turbine			Geothermal			60.70			60.70	Full Capacity		CHURCHILL	NV	SCE	Control Substation 115kV bus	6/1/2013	6/1/2016	NA	Complete	Complete	NA			
DIXIE MEADOWS #2	397	5/29/2008	5/29/2008	WITHDRAWN	11/26/2008	Serial LGIP	Steam Turbine			Geothermal			52.50			52.50			CHURCHILL	NV	SCE	Bishop Substation	6/1/2013	6/1/2013	None	None	None	None			
TGDV #1	398	11/20/2010	5/29/2008	WITHDRAWN	2/8/2011	TC	Steam Turbine			Geothermal			60.70			60.70	Full Capacity		CHURCHILL	NV	SCE	Control Substation 115kV bus	6/1/2012	6/1/2012	NA	Complete	Complete	NA			
TGDV#2	399	11/20/2010	5/29/2008	WITHDRAWN	3/22/2011	TC	Steam Turbine			Geothermal			60.70			60.70	Full Capacity		CHURCHILL	NV	SCE	Control Substation 115kV bus	6/1/2012	6/1/2013	NA	None	None	NA			
PV-49	400	5/30/2008	5/30/2008	WITHDRAWN	7/22/2008	Serial LGIP	Photovoltaic			Solar			700			700			KERN	CA	SCE	Windhub Substation	5/1/2011	5/1/2011	None	None	None	None			
D TRAIN	401	5/30/2008	5/30/2008	WITHDRAWN	7/28/2008	Serial LGIP	Steam Turbine			Natural Gas			49.85			49.85			LOS ANGELES	CA	SCE	ChevGen Substation	9/1/2010	9/1/2010	None	None	None	None			
LA PALOMA II	402	5/30/2008	5/30/2008	WITHDRAWN	8/19/2008	Serial LGIP	Combined Cycle			Natural Gas			600			600			KERN	CA	PGAE	Midway Substation 230kV line	6/1/2012	6/1/2012	None	None	None	None			
SUNGEN 1	403	5/30/2008	5/30/2008	WITHDRAWN	12/7/2010	Serial LGIP	Photovoltaic			Solar			30			30			KERN	CA	PGAE	Midway Substation 230 kV Bus	6/1/2012	12/31/2011	None	None	None	None			

 California ISO				The California ISO Controlled Grid Generation Queue for All: Withdrawn																						Report Run Date: 04/29/2025					
							Generating Facility						Net MWs to Grid				Deliverability Status		Location		Point of Interconnection				Study Availability						
Project Name	Queue Position	Interconnection Request Receive Date	Queue Date	Application Status	Withdrawn Date	Study Process	Type-1	Type-2	Type-3	Fuel-1	Fuel-2	Fuel-3	MW-1	MW-2	MW-3	MW Total	Full Capacity, Partial or Energy Only (FC/P/EO)	Off-Peak Deliverability and Economic Only	County	State	Utility	Station or Transmission Line	Proposed On-line Date (as filed with IR)	Current On-line Date	Feasibility Study <i>or</i> Supplemental Review	System Impact Study <i>or</i> Phase I Cluster Study	Facilities Study (FAS) <i>or</i> Phase II Cluster Study	Optional Study (OS)	Interconnection Agreement Status	Reason for Withdrawal	
LA PALOMA PEAKING	404	5/30/2008	5/30/2008	WITHDRAWN	8/19/2008	Serial LGIP	Gas Turbine			Natural Gas			450			450			KERN	CA	PGAE	Midway Substation 230kV line	6/1/2011	6/1/2011	None	None	None	None			
YUHA BASIN HYBRID SOLAR ENERGY PROJECT	405	5/15/2008	5/30/2008	WITHDRAWN	11/26/2008	Serial LGIP	Steam Turbine			Solar			450			450			IMPERIAL	CA	SDGE	Imperial Valley Substation	12/31/2012	12/31/2012	Waived	None	None	None			
MILAGRO WIND	406	5/30/2008	5/30/2008	WITHDRAWN	11/26/2008	Serial LGIP	Wind Turbine			Wind Turbine			130			130			SAN DIEGO	CA	SDGE	Boulevard Substation	6/1/2011	6/1/2011	Waived	None	None	None			
RED MOUNTAIN RIDGE	409	5/30/2008	5/30/2008	WITHDRAWN	4/24/2012	TC	Wind Turbine			Wind Turbine			150			150	Energy Only		KERN	CA	SCE	Highwind Substation 230kV	10/1/2011	12/31/2012	NA	Complete	Complete	NA			
MIDPOINT SOLAR 1	410	5/30/2008	5/30/2008	WITHDRAWN	11/26/2008	Serial LGIP	Steam Turbine			Solar			49.50			49.50			RIVERSIDE	CA	SCE	Midpoint Substation 500kV	8/1/2012	8/1/2012	None	None	None	None			
MIDPOINT SOLAR 2	411	5/30/2008	5/30/2008	WITHDRAWN	11/26/2008	Serial LGIP	Steam Turbine			Solar			49.50			49.50			RIVERSIDE	CA	SCE	Midpoint Substation 500 kV	8/1/2012	8/1/2012	None	None	None	None			
LUDLOW SOLAR 1	413	5/30/2008	5/30/2008	WITHDRAWN	11/21/2008	Serial LGIP	Steam Turbine			Solar			280			280			SAN BERNARDINO	CA	SCE	Pisgah Substation 230 kV	8/1/2012	8/1/2012	None	None	None	None			
IMPERIAL SOLAR 1	414	5/30/2008	5/30/2008	WITHDRAWN	11/21/2008	Serial LGIP	Steam Turbine			Solar			280			280			IMPERIAL	CA	SDGE	Imperial Valley Substation 230kV bus	7/1/2012	7/1/2012	None	None	None	None			
PALEN VALLEY SOLAR 1	415	5/30/2008	5/30/2008	WITHDRAWN	11/21/2008	Serial LGIP	Steam Turbine			Solar			280			280			RIVERSIDE	CA	SCE	Devers-Palo Verde 500 kV Line	8/1/2012	8/1/2012	None	None	None	None			
MCCOY SOLAR 1	416	5/30/2008	5/30/2008	WITHDRAWN	11/21/2008	Serial LGIP	Steam Turbine			Solar			280			280			RIVERSIDE	CA	SCE	Midpoint Substation 230 kV	8/1/2012	8/1/2012	None	None	None	None			
TRES VAQUEROS WIND FARM	417	5/30/2008	5/30/2008	WITHDRAWN	12/4/2013	TC	Wind Turbine			Wind Turbine			14			14	Full Capacity		CONTRA COSTA	CA	PGAE	Pittsburg-Tesla 230kV line	9/30/2010	5/30/2015	NA	Complete	Complete	NA			
PATTERSON PASS GT PROJECT	418	5/30/2008	5/30/2008	WITHDRAWN	11/25/2008	Serial LGIP	Gas Turbine			Natural Gas			400			400			SAN JOAQUIN	CA	PGAE	Tesla Substation 230 KV bus	11/1/2012	11/1/2012	None	None	None	None			

				The California ISO Controlled Grid Generation Queue for All: Withdrawn																						Report Run Date: 04/29/2025					
							Generating Facility						Net MWs to Grid				Deliverability Status		Location		Point of Interconnection				Study Availability						
Project Name	Queue Position	Interconnection Request Receive Date	Queue Date	Application Status	Withdrawn Date	Study Process	Type-1	Type-2	Type-3	Fuel-1	Fuel-2	Fuel-3	MW-1	MW-2	MW-3	MW Total	Full Capacity, Partial or Energy Only (FC/P/EO)	Off-Peak Deliverability and Economic Only	County	State	Utility	Station or Transmission Line	Proposed On-line Date (as filed with IR)	Current On-line Date	Feasibility Study <i>or</i> Supplemental Review	System Impact Study <i>or</i> Phase I Cluster Study	Facilities Study (FAS) <i>or</i> Phase II Cluster Study	Optional Study (OS)	Interconnection Agreement Status	Reason for Withdrawal	
WEST VALLEY ENERGY CENTER	419	5/30/2008	5/30/2008	WITHDRAWN	11/26/2008	Serial LGIP	Gas Turbine			Natural Gas			188			188			FRESNO	CA	PG&E	Panoche Substation 230kV Bus	3/1/2011	3/1/2011	None	None	None	None			
BORREGO SOLAR 2	420	5/30/2008	5/30/2008	WITHDRAWN	12/11/2009	Serial LGIP	Steam Turbine			Solar			49.50			49.50			SAN DIEGO	CA	SDGE	Borrego Substation 69kV	2/1/2013	2/1/2013	None	None	None	None			
IRON MOUNTAIN SOLAR 1	422	5/30/2008	5/30/2008	WITHDRAWN	11/26/2008	Serial LGIP	Steam Turbine			Solar			49.50			49.50			RIVERSIDE	CA	SCE	Camino-Iron Mountain 230kV line	2/1/2012	2/1/2012	None	None	None	None			
IRON MOUNTAIN SOLAR 2	423	5/30/2008	5/30/2008	WITHDRAWN	11/26/2008	Serial LGIP	Steam Turbine			Solar			49.50			49.50			RIVERSIDE	CA	SCE	Camino-Iron Mountain 230kV line	2/1/2012	2/1/2012	None	None	None	None			
AJ SOLAR ENERGY	424	5/30/2008	5/30/2008	WITHDRAWN	11/26/2008	Serial LGIP	Steam Turbine			Solar			250			250			SAN BERNARDINO	CA	SCE	Mohave switchyard	7/1/2014	7/1/2014	Waived	None	None	None			
COLORADO RIVER ENERGY 2	425	5/30/2008	5/30/2008	WITHDRAWN	11/26/2008	Serial LGIP	Steam Turbine			Solar			250			250			RIVERSIDE	CA	SCE	Colorado River Substation	7/1/2014	7/1/2014	Waived	None	None	None			
CAMPOS SOLAR ENERGY	426	5/30/2008	5/30/2008	WITHDRAWN	11/26/2008	Serial LGIP	Steam Turbine			Solar			250			250			CLARK	NV	SCE	Mohave Switchyard	7/1/2014	7/1/2014	None	None	None	None			
CANTIL SOLAR ENERGY	427	4/30/2008	5/30/2008	WITHDRAWN	12/17/2009	Serial LGIP	Steam Turbine			Solar			250			250			KERN	CA	SCE	Antelope Substation	7/1/2014	7/1/2014	Waived	None	None	None			
DC SOLAR ENERGY	428	5/30/2008	5/30/2008	WITHDRAWN	11/26/2008	Serial LGIP	Steam Turbine			Solar			250			250			SAN BERNARDINO	CA	SCE	Eagle Mountain Substation	7/1/2014	7/1/2014	Waived	None	None	None			
RANDBURG SOLAR ENERGY	430	5/30/2008	5/30/2008	WITHDRAWN	3/22/2011	Serial LGIP	Steam Turbine			Solar			250			250			KERN	CA	SCE	Kramer Substation	7/1/2014	7/1/2014	Waived	None	None	None			
RICE SOLAR ENERGY	431	11/20/2010	5/30/2008	WITHDRAWN	1/7/2011	TC	Steam Turbine			Solar			150			150	Full Capacity		RIVERSIDE	CA	SCE	Midpoint Substation 220kV	7/1/2014	7/1/2014	NA	Complete	Complete	NA			
WARD VALLEY SOLAR ENERGY 1	432	5/30/2008	5/30/2008	WITHDRAWN	4/21/2011	Serial LGIP	Steam Turbine			Solar			250			250			RIVERSIDE	CA	SCE	Colorado River Substation 230 kV	7/1/2014	7/1/2014	Waived	None	None	None			
WARD VALLEY SOLAR ENERGY 2	433	5/30/2008	5/30/2008	WITHDRAWN	11/26/2008	Serial LGIP	Steam Turbine			Solar			250			250			SAN BERNARDINO	CA	SCE	Iron Mountain Substation	5/29/2015	5/29/2015	Waived	None	None	None			
WARD VALLEY SOLAR ENERGY 3	434	5/30/2008	5/30/2008	WITHDRAWN	11/26/2008	Serial LGIP	Steam Turbine			Solar			500			500			SAN BERNARDINO	CA	SCE	Mohave switchyard	5/29/2015	5/29/2015	None	None	None	None			
QUARTZSITE SOLAR ENERGY	435	5/30/2008	5/30/2008	WITHDRAWN	4/21/2011	Serial LGIP	Steam Turbine			Solar			250			250			LA PAZ	AZ	SCE	Palo Verde Devers #2 line	7/1/2014	7/1/2014	Waived	None	None	None			

				The California ISO Controlled Grid Generation Queue for All: Withdrawn																						Report Run Date: 04/29/2025					
							Generating Facility						Net MWs to Grid				Deliverability Status		Location		Point of Interconnection				Study Availability						
Project Name	Queue Position	Interconnection Request Receive Date	Queue Date	Application Status	Withdrawn Date	Study Process	Type-1	Type-2	Type-3	Fuel-1	Fuel-2	Fuel-3	MW-1	MW-2	MW-3	MW Total	Full Capacity, Partial or Energy Only (FC/P/EO)	Off-Peak Deliverability and Economic Only	County	State	Utility	Station or Transmission Line	Proposed On-line Date (as filed with IR)	Current On-line Date	Feasibility Study <i>or</i> Supplemental Review	System Impact Study <i>or</i> Phase I Cluster Study	Facilities Study (FAS) <i>or</i> Phase II Cluster Study	Optional Study (OS)	Interconnection Agreement Status	Reason for Withdrawal	
CALIENTE SOLAR ENERGY	436	5/30/2008	5/30/2008	WITHDRAWN	11/26/2008	Serial LGIP	Steam Turbine			Solar			250			250			MARICOPA	AZ	SCE	Palo Verde Devers #2 line	7/1/2014	7/1/2014	Waived	None	None	None			
ROUND MOUNTAIN WIND PROJECT	437	5/30/2008	5/30/2008	WITHDRAWN	10/24/2008	Serial LGIP	Wind Turbine			Wind Turbine			350			350			SHASTA	CA	PGAE	Pit #3 Round Mountain 230kV line	6/1/2011	6/1/2011	None	None	None	None			
AVALON II	438	5/30/2008	5/30/2008	WITHDRAWN	11/26/2008	Serial LGIP	Wind Turbine			Wind Turbine			500			500			KERN	CA	SCE	Windhub Substation	12/31/2011	12/31/2011	None	None	None	None			
BLYTHE SOLEIL	439	5/30/2008	5/30/2008	WITHDRAWN	11/26/2008	Serial LGIP	Steam Turbine			Solar			500			500			RIVERSIDE	CA	SCE	Midpoint Substation	12/31/2011	12/31/2011	Waived	None	None	None			
MOJAVE SOLEIL II	440	5/30/2008	5/30/2008	WITHDRAWN	11/26/2008	Serial LGIP	Steam Turbine			Solar			500			500			KERN	CA	SCE	Whirlwind Substation	12/31/2011	12/31/2011	Waived	None	None	None			
BINKLEY POWER PROJECT	441	5/30/2008	5/30/2008	WITHDRAWN	11/26/2008	Serial LGIP	Steam Turbine			Geothermal			50			50			LAKE	CA	PGAE	Geyers 17-Fulton #2 230kV line	7/31/2012	7/31/2012	None	None	None	None			
WELLHEAD POWER RAINBOW	443	5/30/2008	5/30/2008	WITHDRAWN	11/25/2008	Serial LGIP	Gas Turbine			Natural Gas			49			49			SAN DIEGO	CA	SDGE	Telega - Escondido 230kV Line	7/1/2009	7/1/2009	Waived	None	None	None			
WELLHEAD POWER LILAC	444	5/30/2008	5/30/2008	WITHDRAWN	11/25/2008	Serial LGIP	Gas Turbine			Natural Gas			49			49			SAN DIEGO	CA	SDGE	Lilac Rincon 69kV	7/1/2009	7/1/2009	Waived	None	None	None			
WELLHEAD POWER COUSER CANYON	445	6/7/2008	5/30/2008	WITHDRAWN	11/25/2008	Serial LGIP	Gas Turbine			Natural Gas			49			49			SAN DIEGO	CA	SDGE	Pala - lilac 69kV line	7/1/2009	7/1/2009	Waived	None	None	None			
WELLHEAD POWER CLEMENTE	446	5/30/2008	5/30/2008	WITHDRAWN	11/25/2008	Serial LGIP	Gas Turbine			Natural Gas			49			49			ORANGE	CA	SDGE	Talega San Mateo 69kV line	7/1/2009	7/1/2009	Waived	None	None	None	None		
WELLHEAD POWER ASH VALLEY	447	5/30/2008	5/30/2008	WITHDRAWN	11/25/2008	Serial LGIP	Gas Turbine			Natural Gas			49			49			SAN DIEGO	CA	SDGE	Ash - Valley Center 69kV line	7/1/2009	7/1/2009	Waived	None	None	None			
WELLHEAD POWER LONESTAR	448	6/7/2008	5/30/2008	WITHDRAWN	11/25/2008	Serial LGIP	Gas Turbine			Natural Gas			49			49			SAN DIEGO	CA	SDGE	Border Substation 69 kV	7/1/2009	7/1/2009	Waived	None	None	None	None		
BIG MARIA VISTA SOLAR GENERATING STATION	449	5/30/2008	5/30/2008	WITHDRAWN	12/19/2008	Serial LGIP	Steam Turbine			Solar			250			250			RIVERSIDE	CA	SCE	Midpoint Substation 500 kV	7/1/2012	7/1/2012	None	None	None	None			
ALTA 12	450	5/30/2008	5/30/2008	WITHDRAWN	11/26/2008	Serial LGIP	Wind Turbine			Wind Turbine			1150			1150			LOS ANGELES/KEARN	CA	SCE	Whirlwind Substation 230 kV	5/30/2013	5/30/2013	None	None	None	None			



The California ISO Controlled Grid Generation Queue for All: Withdrawn

Report Run Date: 04/29/2025


							Generating Facility						Net MWs to Grid				Deliverability Status		Location		Point of Interconnection				Study Availability						
Project Name	Queue Position	Interconnection Request Receive Date	Queue Date	Application Status	Withdrawn Date	Study Process	Type-1	Type-2	Type-3	Fuel-1	Fuel-2	Fuel-3	MW-1	MW-2	MW-3	MW Total	Full Capacity, Partial or Energy Only (FC/P/EO)	Off-Peak Deliverability and Economic Only	County	State	Utility	Station or Transmission Line	Proposed On-line Date (as filed with IR)	Current On-line Date	Feasibility Study <i>or</i> Supplemental Review	System Impact Study <i>or</i> Phase I Cluster Study	Facilities Study (FAS) <i>or</i> Phase II Cluster Study	Optional Study (OS)	Interconnection Agreement Status	Reason for Withdrawal	
ALTA 13	451	5/30/2008	5/30/2008	WITHDRAWN	11/26/2008	Serial LGIP	Steam Turbine			Solar			1150			1150			SAN BERNARDINO	CA	SCE	Pisgah Substation 230 kV	5/30/2013	5/30/2013	None	None	None	None			
FAIRFIELD ENERGY CENTER - 730 MW	452	6/2/2008	6/2/2008	WITHDRAWN	11/24/2008	Serial LGIP	Combined Cycle			Natural Gas			730			730			SOLANO	CA	PG&E	Loop Lakesville-Sobrante and Lakesville-Ignacio 230kV Lines	6/15/2012	6/15/2012	None	None	None	None			
PARKER SOLAR ENERGY	453	6/2/2008	6/2/2008	WITHDRAWN	11/26/2008	Serial LGIP	Steam Turbine			Solar			250			250			LA PAZ	AZ	SCE	Mohave Switchyard	7/1/2014	7/1/2014	None	None	None	None			
SONORA SOLAR GENERATING STATION	454	5/30/2008	6/2/2008	WITHDRAWN	11/26/2008	Serial LGIP	Steam Turbine			Solar			84			84			IMPERIAL	CA	SDGE	Imperial Valley Substation 230 kV	2/1/2011	2/1/2011	Waived	None	None	None			
FAIRMONT SOLAR GENERATING STATION	455	5/30/2008	6/2/2008	WITHDRAWN	3/22/2011	Serial LGIP	Steam Turbine			Solar			141			141			LOS ANGELES	CA	SCE	Whirlwind Substation 230 kV	10/1/2013	10/1/2013	Waived	None	None	None		None	
CLEARWATER SOLAR GENERATING STATION	456	5/30/2008	6/2/2008	WITHDRAWN	11/26/2008	Serial LGIP	Steam Turbine			Solar			840			840			LOS ANGELES	CA	SCE	Vincent Substation	9/1/2014	9/1/2014	None	None	None	None			
VICTOR SOLAR I	457	6/2/2008	6/2/2008	WITHDRAWN	11/26/2008	Serial LGIP	Photovoltaic			Solar			55			55			RIVERSIDE	CA	SCE	Victor substation 115kV	6/15/2010	6/15/2010	Waived	None	None	None			
ROSAMOND SOLAR I	458	6/2/2008	6/2/2008	WITHDRAWN	8/1/2008	Serial LGIP	Photovoltaic			Solar			50			50			RIVERSIDE	CA	SCE	Antelope Cal Cement 60kV line	6/15/2010	6/15/2010	None	None	None	None			
CAMERON SOLAR I	459	6/2/2008	6/2/2008	WITHDRAWN	11/25/2008	Serial LGIP	Photovoltaic			Solar			50			50			SAN DIEGO	CA	SDGE	Cameron Substation 69 kV	12/15/2009	12/15/2009	Waived	None	None	None			
INYOKERN SOLAR I	460	6/2/2008	6/2/2008	WITHDRAWN	9/10/2008	Serial LGIP	Photovoltaic			Solar			40			40			KERN	CA	SCE	Inyokern Substation115 kV bus	12/1/2010	12/1/2010	None	None	None	None			
DUNN SIDING SOLAR I	461	6/2/2008	6/2/2008	WITHDRAWN	9/10/2008	Serial LGIP	Photovoltaic			Solar			40			40			SAN BERNARDINO	CA	SCE	Dunn Siding Cool Water 115 kV Line	12/1/2010	12/1/2010	None	None	None	None			
GREENLIGHT SOLAR I	462	6/2/2008	6/2/2008	WITHDRAWN	11/25/2008	Serial LGIP	Photovoltaic			Solar			58.80			58.80			SAN DIEGO	CA	SDGE	Borrego Substation 69 kV	6/15/2010	6/15/2010	Waived	None	None	None			
WARNER SOLAR I	463	6/2/2008	6/2/2008	WITHDRAWN	11/25/2008	Serial LGIP	Photovoltaic			Solar			58.80			58.80			SAN DIEGO	CA	SDGE	Warner Substation 69 kV	6/30/2010	6/30/2010	Waived	None	None	None			




The California ISO Controlled Grid Generation Queue for All: Withdrawn

Report Run Date: 04/29/2025

Project Name	Queue Position	Interconnection Request Receive Date	Queue Date	Application Status	Withdrawn Date	Study Process	Generating Facility						Net MWs to Grid				Deliverability Status		Location		Point of Interconnection		Proposed On-line Date (as filed with IR)	Current On-line Date	Study Availability					Reason for Withdrawal
							Type-1	Type-2	Type-3	Fuel-1	Fuel-2	Fuel-3	MW-1	MW-2	MW-3	MW Total	Full Capacity, Partial or Energy Only (FC/P/EO)	Off-Peak Deliverability and Economic Only	County	State	Utility	Station or Transmission Line			Feasibility Study <i>or</i> Supplemental Review	System Impact Study <i>or</i> Phase I Cluster Study	Facilities Study (FAS) <i>or</i> Phase II Cluster Study	Optional Study (OS)	Interconnection Agreement Status	
REDMAN SOLAR I	464	6/2/2008	6/2/2008	WITHDRAWN	11/25/2008	Serial LGIP	Photovoltaic			Solar			40			40			KERN	CA	SCE	Redman Substation 69 kV bus	12/1/2010	12/1/2010	None	None	None	None		
LITTLE ROCK SOLAR I	465	6/2/2008	6/2/2008	WITHDRAWN	11/25/2008	Serial LGIP	Photovoltaic			Solar			40			40			KERN	CA	SCE	Little Rock Substation 69 kV bus	12/1/2010	12/1/2010	None	None	None	None		
BAKER SOLAR I	466	6/2/2008	6/2/2008	WITHDRAWN	8/1/2008	Serial LGIP	Photovoltaic			Solar			100			100			RIVERSIDE	CA	SCE	Baker Substation 115kV	6/15/2010	6/15/2010	None	None	None	None		
RENEGY IONE	469	12/1/2010	7/14/2008	WITHDRAWN	11/18/2008	SGIP	Steam Turbine			Natural Gas			16.30			16.30	Energy Only		AMADOR	CA	PGAE	Valley Springs Martel #2 60kV line	12/31/2008	12/31/2008	None	None	None	NA		
LAUREL WEST SOLAR FARM	470	7/30/2008	7/30/2008	WITHDRAWN	9/10/2013	SGIP	Photovoltaic			Solar			20			20	Energy Only		KINGS	CA	PGAE	Jacobs Corner Substation 70kV bus	3/1/2011	5/1/2012	None	Facilities Study	SGIA	NA		
LAUREL EAST SOLAR FARM	471	7/30/2008	7/30/2008	WITHDRAWN	9/10/2013	SGIP	Photovoltaic			Solar			20			20	Energy Only		KINGS	CA	PGAE	Jacobs Corner Substation 70kV bus	7/1/2011	6/1/2012	None	Facilities Study	SGIA	NA		
AFTON CANYON PV	474	9/11/2008	9/15/2008	WITHDRAWN	8/26/2011	SGIP	Photovoltaic			Solar			19.90			19.90	Energy Only		SAN BERNARDINO	CA	SCE	Dunn Siding Substation	6/1/2011	6/1/2011	None	Facilities Study	None	NA		
PAINTED HILLS IV	475	12/1/2010	10/8/2008	WITHDRAWN	10/26/2009	SGIP	Wind Turbine						20			20	Energy Only		RIVERSIDE	CA	SCE	Devers-Garnet-Venwind 115 kV line	12/1/2009	12/1/2010	None	None	None	NA		
REDWOOD LANDFILL	476	10/23/2008	10/23/2008	WITHDRAWN	5/29/2014	SGIP	Reciprocating Engine			Biofuel			9.90			9.90	Energy Only		MARIN	CA	PGAE	Lakeville #2 60 kV line	5/29/2010	7/15/2014	None	Facilities Study	SGIA	NA		
20 MW SOLAR PROJECT #1	480	3/16/2009	3/16/2009	WITHDRAWN	6/12/2013	SGIP	Photovoltaic			Solar			20			20	Energy Only		SAN DIEGO	CA	SDGE	Borrego Substation 69kV	12/31/2010	6/30/2014	None	Facilities Study	SGIA	NA		
GE TEHACHAPI SOLAR PROJECT	483	4/29/2009	4/29/2009	WITHDRAWN	8/18/2011	SGIP	Photovoltaic			Solar			10			10	Energy Only		KERN	CA	SCE	Vincent Substation	6/1/2010	6/1/2010	None	None	None	NA		
FULL CIRCLE	485	3/16/2011	6/18/2009	WITHDRAWN	8/24/2011	SGIP-TC	Wind Turbine						20			20	Full Capacity		KERN	CA	SCE	Winhub 230 KV via Highwind 66 KV	12/15/2012	12/15/2012	NA	None	None	NA		
RUBY SOLAR PROJECT	486	6/29/2009	6/29/2009	WITHDRAWN	7/18/2012	SGIP	Photovoltaic			Solar			20			20	Energy Only		KERN	CA	SCE	Antelope-Neenach 66kV line	1/1/2012	11/1/2013	System Impact Study	Facilities Study	SGIA	NA		

				The California ISO Controlled Grid Generation Queue for All: Withdrawn																						Report Run Date: 04/29/2025					
							Generating Facility						Net MWs to Grid				Deliverability Status		Location		Point of Interconnection				Study Availability						
Project Name	Queue Position	Interconnection Request Receive Date	Queue Date	Application Status	Withdrawn Date	Study Process	Type-1	Type-2	Type-3	Fuel-1	Fuel-2	Fuel-3	MW-1	MW-2	MW-3	MW Total	Full Capacity, Partial or Energy Only (FC/P/EO)	Off-Peak Deliverability and Economic Only	County	State	Utility	Station or Transmission Line	Proposed On-line Date (as filed with IR)	Current On-line Date	Feasibility Study <i>or</i> Supplemental Review	System Impact Study <i>or</i> Phase I Cluster Study	Facilities Study (FAS) <i>or</i> Phase II Cluster Study	Optional Study (OS)	Interconnection Agreement Status	Reason for Withdrawal	
MARICOPA SOLAR	487	11/20/2010	7/31/2009	WITHDRAWN	10/15/2010	C01	Photovoltaic			Solar			600			600	Full Capacity		KERN	CA	PGAE	Midway-Wheeler Ridge 230kV double circuit line	12/1/2015	12/1/2015	NA	None	None	NA			
NEVADA SOLAR II (NS2)	488	4/6/2009	7/31/2009	WITHDRAWN	1/10/2012	C01	Steam Turbine			Solar			92			92	Full Capacity		CLARK	NV	SCE	Eldorado Substation 230kV	9/30/2012	9/30/2012	NA	Complete	Complete	NA			
MONTEZUMA II EXPANSION	489	5/26/2009	7/31/2009	WITHDRAWN	2/24/2012	C01	Wind Turbine			Wind Turbine			98.90			98.90	Full Capacity		SOLANO	CA	PGAE	Birds Landing Substation 230kV	5/31/2011	5/31/2014	NA	Complete	None	NA			
SONGS HIGH PRESSURE TURBINE RETROFIT	490	6/3/2009	7/31/2009	WITHDRAWN	12/17/2013	C01	Steam Turbine			Nuclear			48			48	Full Capacity		SAN DIEGO	CA	SCE	San Onofre Nuclear Generating Station 230kV switchyard	12/31/2012	12/31/2012	NA	Complete	Complete	NA			
RIVER BLUFF SOLAR ENERGY PARK	491	6/4/2009	7/31/2009	WITHDRAWN	12/14/2011	C01	Photovoltaic			Solar			230			230	Full Capacity		SAN BERNARDINO	CA	SCE	Coolwater-Dunn Siding 115kV line	6/1/2014	4/1/2014	NA	Complete	Complete	NA			
WEST MOJAVE ENERGY	492	11/20/2010	7/31/2009	WITHDRAWN	11/2/2009	C01	Photovoltaic			Solar			350			350	Full Capacity		KERN	CA	SCE	Windhub Substation 230kV	12/1/2015	12/1/2015	NA	None	None	NA			
ORO VERDE SOLAR PROJECT (FKA GATEWAY SOLAR ENERGY PROJECT)	494	7/20/2009	7/31/2009	WITHDRAWN	1/13/2015	C01	Photovoltaic			Solar			150			150	Full Capacity		KERN	CA	SCE	Windhub Substation 230kV	12/1/2015	10/1/2016	NA	Complete	Complete	NA			
JEEP WRANGLER	496	8/4/2009	7/31/2009	WITHDRAWN	10/1/2010	Serial LGIP	Steam Turbine			Solar			960			960			YUMA	AZ	SDGE	500 kV collector station 40 mi east of NGila sub and 4.5 mi w of proposed Agua Caliente sub	1/1/2014	1/1/2014	None	None	None	None			
IVANPAH 1- EXPANSION	497	11/20/2010	7/31/2009	WITHDRAWN	11/20/2010	C01	Steam Turbine			Solar			6			6	Full Capacity		SAN BERNARDINO	CA	SCE	New Ivanpah Substation 115kV	3/31/2012	3/31/2012	NA	None	None	NA			
IVANPAH 2 - EXPANSION	498	11/20/2010	7/31/2009	WITHDRAWN	11/20/2010	C01	Steam Turbine			Solar			20			20	Full Capacity		SAN BERNARDINO	CA	SCE	New Ivanpah Substation 115kV	9/30/2012	9/30/2012	NA	None	None	NA			
IVANPAH SEGS 3 - EXPANSION	499	11/20/2010	7/31/2009	WITHDRAWN	7/12/2010	C01	Steam Turbine			Solar			40			40	Full Capacity		SAN BERNARDINO	CA	SCE	New Ivanpah Substation 115kV	3/31/2013	3/31/2013	NA	None	None	NA			
COYOTE SPRINGS	500	11/20/2010	7/31/2009	WITHDRAWN	3/16/2011	C01	Steam Turbine			Solar			960			960	Full Capacity		LINCOLN	NV	SCE	Eldorado Substation 500kV	1/1/2014	1/1/2015	NA	None	None	NA			

 California ISO				The California ISO Controlled Grid Generation Queue for All: Withdrawn																					Report Run Date: 04/29/2025					
							Generating Facility						Net MWs to Grid				Deliverability Status		Location		Point of Interconnection				Study Availability					
Project Name	Queue Position	Interconnection Request Receive Date	Queue Date	Application Status	Withdrawn Date	Study Process	Type-1	Type-2	Type-3	Fuel-1	Fuel-2	Fuel-3	MW-1	MW-2	MW-3	MW Total	Full Capacity, Partial or Energy Only (FC/P/EO)	Off-Peak Deliverability and Economic Only	County	State	Utility	Station or Transmission Line	Proposed On-line Date (as filed with IR)	Current On-line Date	Feasibility Study <i>or</i> Supplemental Review	System Impact Study <i>or</i> Phase I Cluster Study	Facilities Study (FAS) <i>or</i> Phase II Cluster Study	Optional Study (OS)	Interconnection Agreement Status	Reason for Withdrawal
PALOMAS SOLAR	501	11/20/2010	7/31/2009	WITHDRAWN	9/30/2010	C01	Photovoltaic			Solar			750			750	Full Capacity		YUMA	AZ	SDGE	Hassayampa-North Gila 500kV switching station	6/30/2015	6/30/2015	NA	Complete	None	NA		
CITY OF VERNON RENEWABLE PROJECT 1	504	9/21/2009	7/31/2009	WITHDRAWN	11/2/2009	Serial LGIP	Wind Turbine			Wind Turbine			688			688			KERN	CA	SCE	Highwind Substation 230kV bus	3/11/2013	3/11/2013	None	None	None	None		
CITY OF VERNON RENEWABLE PROJECT 2	505	11/20/2010	7/31/2009	WITHDRAWN	11/19/2010	C01	Photovoltaic	Wind Turbine		Solar	Wind Turbine		975	125		1100	Full Capacity		KERN	CA	SCE	Highwind-Windhub 230kV line	11/30/2012	11/30/2012	NA	None	None	NA		
CONTRA COSTA GENERATING STATION EXPANSION	507	12/1/2010	7/31/2009	WITHDRAWN	12/4/2009	C01	Combined Cycle			Natural Gas			131			131	Full Capacity		CONTRA COSTA	CA	PGAE	Contra Costa Substation 230kV bus	12/1/2013	12/31/2017	NA	None	None	NA		
ALGONQUIN POWER SANGER (OLD)	508	11/20/2010	7/31/2009	WITHDRAWN	10/15/2010	C01	Combined Cycle			Natural Gas			58.30			58.30	Full Capacity		FRESNO	CA	PGAE	Sanger-Reedley 115kV line	3/15/2011	3/15/2011	NA	Complete	None	NA		
FALLBROOK ROSAMOND SUNTOWER	511	11/20/2010	7/31/2009	WITHDRAWN	11/30/2009	C01	Steam Turbine			Solar			92.60			92.60	Full Capacity		KERN	CA	SCE	Goldtown-Lancaster 66kV line	12/31/2012	12/31/2012	NA	None	None	NA		
ALPINE SUNTOWER GENERATION STATION	512	7/31/2009	7/31/2009	WITHDRAWN	11/5/2015	C01	Photovoltaic			Solar			2			2	Full Capacity		LOS ANGELES	CA	SCE	Neenach Substation 66kV	2/15/2012	10/1/2020	NA	Complete	Complete	NA		
DESERT VIEW SUNTOWER	513	7/31/2009	7/31/2009	WITHDRAWN	11/5/2015	C01	Photovoltaic			Solar			141			141	Full Capacity		LOS ANGELES	CA	SCE	Whirlwind Substation 230kV	8/1/2013	12/31/2017	NA	Complete	Complete	NA		
WELLHEAD POWER OTAY MESA	513A	7/31/2009	7/31/2009	WITHDRAWN	11/2/2009	Serial LGIP	Gas Turbine			Natural Gas			190			190			SAN DIEGO	CA	SDGE	Otay Mesa Energy Center Substation 230 kV	5/1/2013	5/1/2013	Waived	None	None	None		
ARCO SOLAR 1 PROJECT	514	7/31/2009	7/31/2009	WITHDRAWN	9/26/2014	SGIP	Photovoltaic			Solar			20			20	Energy Only		KERN	CA	PGAE	Arco Substation 69kV bus	12/15/2010	10/30/2016	None	Facilities Study	SGIA	NA		
KJ SOLAR ENERGY CENTER	515	8/12/2009	8/12/2009	WITHDRAWN	10/7/2011	SGIP-TC	Photovoltaic			Solar			20			20	Full Capacity		KERN	CA	SCE	Kramer-Ransburg 115kV line	4/1/2011	4/1/2012	NA	None	None	NA		
FRV PEGASUS SOLAR PROJECT	516	12/1/2010	8/21/2009	WITHDRAWN	5/25/2010	SGIP	Photovoltaic			Solar			20			20	Energy Only		SAN DIEGO	CA	SDGE	Borrego Substation 69kV	1/1/2011	1/1/2011	None	None	None	NA		
OLD RIVER 2	518	8/19/2009	8/19/2009	WITHDRAWN	6/7/2010	SGIP	Photovoltaic			Solar			20			20	Energy Only		KERN	CA	PGAE	Kern Old River #2 70kV line	12/31/2014	12/31/2014	None	None	None	NA		





The California ISO Controlled Grid Generation Queue for All: Withdrawn


Report Run Date: 04/29/2025


							Generating Facility						Net MWs to Grid				Deliverability Status		Location		Point of Interconnection				Study Availability						
Project Name	Queue Position	Interconnection Request Receive Date	Queue Date	Application Status	Withdrawn Date	Study Process	Type-1	Type-2	Type-3	Fuel-1	Fuel-2	Fuel-3	MW-1	MW-2	MW-3	MW Total	Full Capacity, Partial or Energy Only (FC/P/EO)	Off-Peak Deliverability and Economic Only	County	State	Utility	Station or Transmission Line	Proposed On-line Date (as filed with IR)	Current On-line Date	Feasibility Study <i>or</i> Supplemental Review	System Impact Study <i>or</i> Phase I Cluster Study	Facilities Study (FAS) <i>or</i> Phase II Cluster Study	Optional Study (OS)	Interconnection Agreement Status	Reason for Withdrawal	
ACACIA	519	8/19/2009	8/19/2009	WITHDRAWN	7/1/2011	SGIP	Photovoltaic			Solar			20			20	Energy Only		KERN	CA	PGAE	Elk Hills Taft 70kV line	12/31/2014	12/31/2014	None	None	None	NA			
BLACKWELL SOLAR 1	520	8/19/2009	8/19/2009	WITHDRAWN	6/23/2010	SGIP	Photovoltaic			Solar			20			20	Energy Only		KERN	CA	PGAE	Blackwell-Carneras 70kV line	12/31/2014	12/31/2014	None	None	None	NA			
TEHACHAPI SOLAR	522C	8/19/2009	8/19/2009	WITHDRAWN	5/1/2012	SGIP-TC	Photovoltaic			Solar			20			20	Energy Only		KERN	CA	SCE	Kern River-Cummings 66kV line	12/31/2013	12/31/2013	NA	None	None	NA			
KINGSOLAR (FKA QUAY VALLEY 20MW SOLAR PV)	523	8/21/2009	8/21/2009	WITHDRAWN	7/31/2012	SGIP	Photovoltaic			Solar			20			20	Energy Only		KINGS	CA	PGAE	Arco Substation 70kV bus	10/30/2011	6/30/2013	None	Facilities Study	SGIA	NA			
SANBORN SOLAR	523A	11/20/2010	8/26/2009	WITHDRAWN	1/24/2011	SGIP	Photovoltaic			Solar			19.90			19.90	Energy Only		KERN	CA	SCE	Goldtown-Corum 66kV line	12/31/2010	12/31/2010	None	None	None	NA			
LUCERNE SOLAR ENERGY CENTER	524	11/20/2010	9/2/2009	WITHDRAWN	12/15/2010	SGIP	Photovoltaic			Solar			20			20	Energy Only		SAN BERNARDINO	CA	SCE	Eldorado-Pisgah #2 230kV line	12/1/2011	12/1/2011	None	None	None	NA		None	
WAGON WHEEL MT. SOLAR 1	525	11/30/2010	9/11/2009	WITHDRAWN	11/30/2010	SGIP	Photovoltaic			Solar			20			20	Energy Only		KERN	CA	PGAE	Arco Caneras 70kV line	4/30/2011	12/31/2010	None	None	None	NA			
INYOKERN POWER PLANT	527	11/20/2010	9/23/2009	WITHDRAWN	7/6/2010	SGIP	Photovoltaic			Solar			20			20	Energy Only		INYO	CA	SCE	Control-Haiwee-Inyokern #2 115kV line	6/1/2011	6/1/2011	None	None	None	NA			
PREMIER POWER RUSSELL SOLAR	528	10/5/2009	10/5/2009	WITHDRAWN	1/20/2010	SGIP	Photovoltaic			Solar			20			20	Energy Only		SOLANO	CA	PGAE	Birds Landing Substation 230kV bus	6/1/2011	6/1/2011	None	None	None	NA			
WELLHEAD RENEWABLES FRESNO	529A	10/23/2009	10/23/2009	WITHDRAWN	10/13/2014	SGIP	Reciprocating Engine			Natural Gas			14.50			14.50	Energy Only		FRESNO	CA	PGAE	Helm-Kerman 70kV line	4/1/2011	6/15/2014	System Impact Study	Facilities Study	SGIA	NA			
ANGIOLA WATER DISTRICT SOLAR PROJECT	530	10/29/2009	10/29/2009	WITHDRAWN	11/8/2011	SGIP	Photovoltaic			Solar			20			20	Full Capacity		TULARE	CA	PGAE	Alpaugh 115kV substation	7/1/2011	7/1/2011	None	Facilities Study	SGIA	NA			
WHITE RANCH DISTRICT SOLAR PROJECT	531	3/16/2011	10/29/2009	WITHDRAWN	1/29/2010	SGIP	Photovoltaic			Solar			16			16	Energy Only		TULARE	CA	PGAE	Corcoran Smyrna 115 kV line	7/1/2011	7/1/2011	None	None	None	NA			
CANAL POWER PLANT	531B	11/20/2010	10/29/2009	WITHDRAWN	1/23/2011	SGIP	Photovoltaic			Solar			20			20	Energy Only		LOS ANGELES	CA	SCE	Neenach Substation 69kV	6/1/2011	6/1/2011	None	None	None	NA			
BUTTONWOOD SOLAR	533	11/11/2009	11/11/2009	WITHDRAWN	4/19/2010	SGIP	Photovoltaic			Solar			20			20	Energy Only		KERN	CA	PGAE	Semitropic Midway #2 115kV line	1/1/2012	1/1/2012	None	None	None	NA			


The contents of these pages are subject to change without notice. Decisions based on information contained within the California ISO's web site are the visitor's sole responsibility.


				The California ISO Controlled Grid Generation Queue for All: Withdrawn																						Report Run Date: 04/29/2025					
							Generating Facility						Net MWs to Grid				Deliverability Status		Location		Point of Interconnection				Study Availability						
Project Name	Queue Position	Interconnection Request Receive Date	Queue Date	Application Status	Withdrawn Date	Study Process	Type-1	Type-2	Type-3	Fuel-1	Fuel-2	Fuel-3	MW-1	MW-2	MW-3	MW Total	Full Capacity, Partial or Energy Only (FC/P/EO)	Off-Peak Deliverability and Economic Only	County	State	Utility	Station or Transmission Line	Proposed On-line Date (as filed with IR)	Current On-line Date	Feasibility Study <i>or</i> Supplemental Review	System Impact Study <i>or</i> Phase I Cluster Study	Facilities Study (FAS) <i>or</i> Phase II Cluster Study	Optional Study (OS)	Interconnection Agreement Status	Reason for Withdrawal	
PANOCHÉ VALLEY SOLAR FARM	534	8/4/2009	11/13/2009	WITHDRAWN	4/25/2011	SGIP	Photovoltaic			Solar			20			20	Energy Only		SAN BENITO	CA	PGAE	Moss Landing-Panoche #2 230kV line	6/30/2011	6/30/2011	None	Facilities Study	None	NA			
FRV ALDEBARAN SOLAR	536	11/30/2010	11/19/2009	WITHDRAWN	3/4/2010	SGIP	Photovoltaic			Solar			20			20	Energy Only		MERCED	CA	PGAE	Mercy Springs 70kV Line	12/31/2011	12/31/2011	None	None	None	NA			
CLEARVISTA ENERGY	537A	11/23/2010	11/23/2009	WITHDRAWN	6/9/2014	SGIP	Wind Turbine			Wind Turbine			19.50			19.50	Energy Only		KERN	CA	SCE	Highwind Substation 220kV bus	4/1/2011	7/1/2015	None	Facilities Study	SGIA	NA			
HUDSON SOLAR	538	12/16/2009	12/16/2009	WITHDRAWN	6/15/2011	SGIP	Photovoltaic			Solar			20			20	Energy Only		FRESNO	CA	PGAE	Oro Loma-Mendota 69kV line	1/1/2012	1/1/2012	None	None	None	NA			
BLUE DIAMOND SOLAR	540	12/22/2009	12/22/2009	WITHDRAWN	5/7/2013	SGIP	Photovoltaic			Solar			20			20	Energy Only		LOS ANGELES	CA	SCE	Little Rock-Piute 69kV line	5/1/2012	6/30/2015	None	Facilities Study	SGIA	NA			
BRANNON SOLAR	541	1/5/2010	1/5/2010	WITHDRAWN	9/9/2014	SGIP-TC	Photovoltaic			Solar			20			20	Energy Only		FRESNO	CA	PGAE	Panoche-Oro Loma 115kV Line	1/3/2012	3/31/2016	NA	Complete	Complete	NA			
SUNSHINE TWO	541A	11/20/2010	1/5/2010	WITHDRAWN	1/18/2011	SGIP	Photovoltaic			Solar			20			20	Energy Only		LOS ANGELES	CA	SCE	Antelope-Neenach 66kV	6/1/2011	6/1/2011	None	None	None	NA			
SUNSHINE FOUR	541B	11/20/2010	1/5/2010	WITHDRAWN	12/27/2010	SGIP	Photovoltaic			Solar			20			20	Energy Only		LOS ANGELES	CA	SCE	Antelope-Neenach 66kV	6/1/2011	6/1/2011	None	None	None	NA			
EXCELSIOR SOLAR	542	1/6/2010	1/6/2010	WITHDRAWN	10/30/2013	SGIP	Photovoltaic			Solar			20			20	Energy Only		FRESNO	CA	PGAE	Schindler Sub 115kV bus	1/1/2012	12/1/2016	None	Facilities Study	SGIA	NA			
SCHINDLER SOUTH SOLAR	543	1/6/2010	1/6/2010	WITHDRAWN	8/18/2011	SGIP	Photovoltaic			Solar			20			20	Energy Only		FRESNO	CA	PGAE	Schindler Sub 70kV bus	1/1/2012	1/1/2012	None	None	None	NA			
FRV CYGNUS SOLAR	544	1/6/2010	1/6/2010	WITHDRAWN	4/19/2010	SGIP	Photovoltaic			Solar			20			20	Energy Only		KERN	CA	PGAE	Lamont Substation 115kV bus	10/31/2011	10/31/2011	None	None	None	NA			
FRV CENTAURI SOLAR	545	1/6/2010	1/6/2010	WITHDRAWN	3/26/2012	SGIP	Photovoltaic			Solar			20			20	Full Capacity		KERN	CA	PGAE	Wheeler Ridge-Lakeview 70kV	10/31/2011	10/31/2011	None	None	None	NA			
GAUGAMELA	546	1/6/2010	1/6/2010	WITHDRAWN	12/17/2012	SGIP	Photovoltaic			Solar			15			15	Energy Only		LOS ANGELES	CA	SCE	Redman-Piute 66kV Tap	12/1/2012	12/1/2012	None	Facilities Study	SGIA	NA			
WATERLOO	547	1/6/2010	1/6/2010	WITHDRAWN	12/17/2012	SGIP	Photovoltaic			Solar			20			20	Energy Only		LOS ANGELES	CA	SCE	Loop Redman-Lancaster 66kV	12/1/2012	12/1/2012	None	Facilities Study	SGIA	NA			


				The California ISO Controlled Grid Generation Queue for All: Withdrawn																						Report Run Date: 04/29/2025					
							Generating Facility						Net MWs to Grid				Deliverability Status		Location		Point of Interconnection				Study Availability						
Project Name	Queue Position	Interconnection Request Receive Date	Queue Date	Application Status	Withdrawn Date	Study Process	Type-1	Type-2	Type-3	Fuel-1	Fuel-2	Fuel-3	MW-1	MW-2	MW-3	MW Total	Full Capacity, Partial or Energy Only (FC/P/EO)	Off-Peak Deliverability and Economic Only	County	State	Utility	Station or Transmission Line	Proposed On-line Date (as filed with IR)	Current On-line Date	Feasibility Study <i>or</i> Supplemental Review	System Impact Study <i>or</i> Phase I Cluster Study	Facilities Study (FAS) <i>or</i> Phase II Cluster Study	Optional Study (OS)	Interconnection Agreement Status	Reason for Withdrawal	
FRV ORION SOLAR	549	11/19/2009	1/15/2010	WITHDRAWN	6/4/2010	SGIP	Photovoltaic			Solar			20			20	Energy Only		MERCED	CA	PGAE	Mercy Springs Oro Loma 70kV line	3/31/2012	3/31/2012	None	None	None	NA			
CAL SP V	550	12/4/2009	1/19/2010	WITHDRAWN	8/10/2016	SGIP	Photovoltaic			Solar			20			20	Energy Only		MERCED	CA	PGAE	Merced #1 70 kV	12/15/2011	5/31/2018	None	Facilities Study	SGIA	NA		None	
FRV RIGEL SOLAR	551	1/27/2010	1/27/2010	WITHDRAWN	3/2/2012	SGIP-TC	Photovoltaic			Solar			20			20	Full Capacity		KERN	CA	PGAE	Wheeler Ridge Sub 70kV bus	10/31/2011	10/31/2011	NA	None	Complete	NA			
ORD MOUNTAIN	552	10/2/2009	2/1/2010	WITHDRAWN	7/28/2021	C02	Photovoltaic	Storage		Solar	Battery		60	60		60	Energy Only	Off-Peak Energy Only	SAN BERNARDINO	CA	SCE	Calcite Substation 220kV	3/1/2012	9/6/2022	NA	Complete	Complete	NA	Executed	IC Request	
PANOCHÉ VALLEY SOLAR FARM EXPANSION	553	11/20/2010	2/1/2010	WITHDRAWN	3/30/2011	C02	Photovoltaic			Solar			400			400	Full Capacity		SAN BENITO	NV	PGAE	Moss Landing-Panoche #2 & Coburn-Panoche #2 230 kV	12/15/2013	12/15/2013	NA	Complete	None	NA			
TIMBER HILLS WIND (FKA HILLCREST WIND POWER 1)	554	1/26/2010	2/1/2010	WITHDRAWN	10/3/2011	C02	Wind Turbine			Wind Turbine			138			138	Full Capacity		SHASTA	CA	PGAE	Pit River 1-Cottonwood 230kV	10/31/2013	12/31/2013	NA	Complete	None	NA			
JEWEL VALLEY PROJECT (FKA JORDAN WIND POWER)	555	11/20/2010	2/1/2010	WITHDRAWN	10/26/2011	C02	Wind Turbine			Wind Turbine			92			92	Full Capacity		SAN DIEGO	CA	SDGE	Boulevard Substation 138kV	11/22/2013	12/30/2014	NA	None	Complete	NA			
MAYACMAS WIND POWER	556	11/20/2010	2/1/2010	WITHDRAWN	4/9/2010	C02	Wind Turbine			Wind Turbine			126			126	Energy Only		MENDOCINO	CA	PGAE	Eagle Rock Substation 115 kV	10/31/2013	10/31/2013	NA	None	None	NA			
FRV LEO SOLAR	560	1/27/2010	2/1/2010	WITHDRAWN	11/22/2013	C02	Photovoltaic			Solar			100			100	Full Capacity		MERCED	CA	PGAE	Los Banos-Dos Amigos 230kV	7/1/2012	3/31/2013	NA	Complete	Complete	NA			
MOUNT SIGNAL SOLAR FARM	561	1/27/2010	2/1/2010	WITHDRAWN	7/11/2013	C02	Photovoltaic			Solar			200			200	Full Capacity		IMPERIAL	CA	SDGE	Imperial Valley Substation 230kV	2/1/2013	12/1/2014	NA	Complete	Complete	NA			
BARSTOW SOLAR II	562	11/20/2010	2/1/2010	WITHDRAWN	5/26/2010	C02	Photovoltaic			Solar			420			420	Full Capacity		SAN BERNARDINO	CA	SCE	Victor Substation 230kV	10/1/2013	10/1/2013	NA	None	None	NA			
PV-11 EXPANSION	563	1/29/2010	2/1/2010	WITHDRAWN	3/26/2010	C02	Photovoltaic			Solar			22			22	Full Capacity		LOS ANGELES	CA	SCE	Antelope Substation 66kV	6/1/2013	6/1/2013	NA	None	None	NA			
PV-03 EXPANSION	564	1/29/2010	2/1/2010	WITHDRAWN	3/26/2010	C02	Photovoltaic			Solar			23			23	Full Capacity		LOS ANGELES	CA	SCE	Antelope Substation 66kV	7/1/2013	7/1/2013	NA	None	None	NA			

				The California ISO Controlled Grid Generation Queue for All: Withdrawn																						Report Run Date: 04/29/2025					
							Generating Facility						Net MWs to Grid				Deliverability Status		Location		Point of Interconnection				Study Availability						
Project Name	Queue Position	Interconnection Request Receive Date	Queue Date	Application Status	Withdrawn Date	Study Process	Type-1	Type-2	Type-3	Fuel-1	Fuel-2	Fuel-3	MW-1	MW-2	MW-3	MW Total	Full Capacity, Partial or Energy Only (FC/P/EO)	Off-Peak Deliverability and Economic Only	County	State	Utility	Station or Transmission Line	Proposed On-line Date (as filed with IR)	Current On-line Date	Feasibility Study <i>or</i> Supplemental Review	System Impact Study <i>or</i> Phase I Cluster Study	Facilities Study (FAS) <i>or</i> Phase II Cluster Study	Optional Study (OS)	Interconnection Agreement Status	Reason for Withdrawal	
QUAIL BRUSH POWER PROJECT (FKA SAN DIEGO COMMUNITY POWER PROJECT 2)	565	1/29/2010	2/1/2010	WITHDRAWN	7/6/2015	C02	Reciprocating Engine			Natural Gas			100			100	Full Capacity		SAN DIEGO	CA	SDGE	Mission-Carlton Hills 138kV Line	5/31/2014	1/29/2017	NA	Complete	Complete	NA			
SANBORN II SOLAR	566	11/20/2010	2/1/2010	WITHDRAWN	12/22/2010	C02	Photovoltaic			Solar			21			21	Full Capacity		KERN	CA	SCE	Rosamond-Corum 66kV	12/1/2013	12/1/2013	NA	None	None	NA			
EAGLE MOUNTAIN PUMP STORAGE #2	567	11/20/2010	2/1/2010	WITHDRAWN	12/22/2010	C02	Hydro			Water			1400			1400	Full Capacity		RIVERSIDE	CA	SCE	Red Bluff Substation 230kV	6/1/2016	6/1/2016	NA	None	None	NA			
SUTTER ENERGY CENTER 2	569	1/28/2010	2/1/2010	WITHDRAWN	1/22/2014	C02	Combined Cycle			Natural Gas			600			600	Full Capacity		SUTTER	CA	PGAE	Table Mountain-Tesla 500kV	5/1/2013	5/1/2018	NA	Complete	Complete	NA			
PARADISE PEAK WIND POWER PROJECT	570	11/20/2010	2/1/2010	WITHDRAWN	9/27/2010	C02	Wind Turbine			Wind Turbine			102			102	Full Capacity		SHASTA/TRINITY	CA	PGAE	Trinity-Cottonwood 115 kV Line	11/22/2012	11/22/2012	NA	None	None	NA			
FRV EAFB SOLAR	571	11/20/2010	2/1/2010	WITHDRAWN	2/15/2011	C02	Photovoltaic			Solar			450			450	Full Capacity		KERN	CA	SCE	Windhub Substation 500kV	12/31/2013	12/31/2013	NA	Complete	None	NA			
FRV DIAMOND VALLEY SOLAR	572	1/28/2010	2/1/2010	WITHDRAWN	6/14/2010	C02	Photovoltaic			Solar			110			110	Full Capacity		RIVERSIDE	CA	SCE	Valley Substation 500 kV bus	12/31/2013	12/31/2013	NA	None	None	NA			
SUNSHINE THREE EXPANSION	573	11/20/2010	2/1/2010	WITHDRAWN	2/7/2011	C02	Photovoltaic			Solar			50			50	Full Capacity		KERN	CA	SCE	Antelope-Cal Cement 66kV	6/1/2013	6/1/2013	NA	Complete	None	NA			
POTRERO HILLS ENERGY	575	11/20/2010	2/1/2010	WITHDRAWN	11/20/2010	C02	Reciprocating Engine			Biofuel			9.60			9.60	Full Capacity		SOLANO	CA	PGAE	Brighton-Davis 115 kV Line	6/30/2013	6/30/2013	NA	None	None	NA			
SOLAR STAR XI	578	11/20/2010	2/1/2010	WITHDRAWN	3/31/2010	C02	Photovoltaic			Solar			70			70	Full Capacity		SAN BERNARDINO	CA	SCE	Cottonwood-Savage 115kV line	12/31/2013	12/31/2013	NA	None	None	NA			
MADERA SOLAR PV I (FKA WHEELER RIDGE SOLAR PV1)	579	11/20/2010	2/1/2010	WITHDRAWN	2/15/2011	C02	Photovoltaic			Solar			220			220	Full Capacity		MADERA	CA	PGAE	Borden Sub 230kV bus	5/1/2013	12/31/2013	NA	None	None	NA			
BLYTHE SOLAR PV I	580	11/20/2010	2/1/2010	WITHDRAWN	4/16/2010	C02	Photovoltaic			Solar			170			170	Full Capacity		RIVERSIDE	CA	SCE	Blythe-Eagle Mountain 161kV line	12/31/2012	12/31/2012	NA	None	None	NA			
CPA MARICOPA SOLAR	582	11/20/2010	2/1/2010	WITHDRAWN	2/17/2011	C02	Photovoltaic			Solar			500			500	Full Capacity		KERN	CA	SCE	Midway - Vincent #1 & #2 500kV	7/1/2013	7/1/2013	NA	Complete	None	NA			

				The California ISO Controlled Grid Generation Queue for All: Withdrawn																						Report Run Date: 04/29/2025					
							Generating Facility						Net MWs to Grid				Deliverability Status		Location		Point of Interconnection				Study Availability						
Project Name	Queue Position	Interconnection Request Receive Date	Queue Date	Application Status	Withdrawn Date	Study Process	Type-1	Type-2	Type-3	Fuel-1	Fuel-2	Fuel-3	MW-1	MW-2	MW-3	MW Total	Full Capacity, Partial or Energy Only (FC/P/EO)	Off-Peak Deliverability and Economic Only	County	State	Utility	Station or Transmission Line	Proposed On-line Date (as filed with IR)	Current On-line Date	Feasibility Study <i>or</i> Supplemental Review	System Impact Study <i>or</i> Phase I Cluster Study	Facilities Study (FAS) <i>or</i> Phase II Cluster Study	Optional Study (OS)	Interconnection Agreement Status	Reason for Withdrawal	
MANZANITA WIND	583	1/29/2010	2/1/2010	WITHDRAWN	11/23/2015	C02	Wind Turbine			Wind Turbine			57.50			57.50	Energy Only		SAN DIEGO	CA	SDGE	Boulevard East Substation 138kV	12/31/2012	1/29/2017	NA	Complete	Complete	NA			
ANTELOPE VALLEY RENEWABLE ENERGY FARM - SOLAR	584	11/20/2010	2/1/2010	WITHDRAWN	2/7/2011	C02	Photovoltaic			Solar			150			150	Energy Only		LOS ANGELES	CA	SCE	Antelope Sub 220kV Bus	2/28/2013	2/28/2013	NA	Complete	None	NA			
ANTELOPE VALLEY RENEWABLE ENERGY FARM - WIND	585	1/29/2010	2/1/2010	WITHDRAWN	3/2/2012	C02	Wind Turbine			Wind Turbine			150			150	Energy Only		LOS ANGELES	CA	SCE	Antelope Sub 220kV Bus	2/28/2013	8/12/2014	NA	Complete	Complete	NA			
CPN WILD HORSE GEOTHERMAL	586	1/29/2010	2/1/2010	WITHDRAWN	8/5/2014	C02	Steam Turbine			Geothermal			42			42	Full Capacity		SONOMA	CA	PGAE	Geysers #17-Fulton 230kV	6/1/2013	7/1/2017	NA	Complete	Complete	NA			
SAN JOAQUIN 1 & 2	587	11/20/2010	2/1/2010	WITHDRAWN	3/22/2010	C02	Steam Turbine			Solar			106.80			106.80	Energy Only		FRESNO	CA	PGAE	Gates Substation	9/30/2012	9/30/2012	NA	None	None	NA			
NRG RED BLUFF SOLAR 1 (FKA NRG BLYTHE SOLAR 2)	588	1/29/2010	2/1/2010	WITHDRAWN	8/19/2015	C02	Photovoltaic			Solar			1			1	Full Capacity		RIVERSIDE	CA	SCE	Red Bluff Substation 230kV	12/1/2012	11/1/2017	NA	Complete	Complete	NA			
NRG SOLAR VICTOR 1	589	1/29/2010	2/1/2010	WITHDRAWN	8/19/2015	C02	Photovoltaic			Solar			1			1	Full Capacity		SAN BERNARDINO	CA	SCE	Victor Substation 115kV	12/1/2012	1/29/2017	NA	Complete	Complete	NA			
BORREGO SPRINGS SOLAR SOUTH	591	1/29/2010	2/1/2010	WITHDRAWN	4/21/2010	C02	Photovoltaic			Solar			40			40	Full Capacity		SAN DIEGO	CA	SDGE	Borrego Substation 60kV	6/1/2011	6/1/2011	NA	None	None	NA			
KINGSOLAR II	592	1/29/2010	2/1/2010	WITHDRAWN	3/2/2012	C02	Photovoltaic			Solar			250			250	Full Capacity		KINGS	CA	PGAE	Midway-Gates & Arco-Gates 230kV lines	12/31/2012	2/28/2013	NA	Complete	None	NA			
FORT MOJAVE SOLAR	593	1/30/2010	2/1/2010	WITHDRAWN	5/15/2019	C02	Photovoltaic			Solar			310			310	Full Capacity		MOJAVE	AZ	SCE	Mohave Generating Station 500kV bus	7/7/2014	12/1/2019	NA	Complete	Complete	NA	In Progress	IC Request	
BIO VERDE PV - HOOGENDM	594	11/20/2010	2/1/2010	WITHDRAWN	11/20/2010	C02	Photovoltaic			Solar			20			20	Full Capacity		MERCED	CA	PGAE	Merced Substation 70 kV	12/31/2012	12/31/2012	NA	None	None	NA			
BIO VERDE PV - KETTLEMAN 1	595	11/20/2010	2/1/2010	WITHDRAWN	11/19/2010	C02	Photovoltaic			Solar			15			15	Full Capacity		KINGS	CA	PGAE	Henrietta - Tulare 70kV line	12/31/2012	12/31/2012	NA	None	None	NA			
BIO VERDE PV - KETTLEMAN 3	596	11/20/2010	2/1/2010	WITHDRAWN	11/19/2010	C02	Photovoltaic			Solar			20			20	Full Capacity		KINGS	CA	PGAE	Henrietta Tulare 70kV line	12/31/2012	12/31/2012	NA	None	None	NA			
BIO VERDE PV - VLOT	597	11/20/2010	2/1/2010	WITHDRAWN	11/20/2010	C02	Photovoltaic			Solar			15			15	Full Capacity		MADERA	CA	PGAE	Merced #1 70 kV line (EI Nido Bonita segment)	12/31/2012	12/31/2012	NA	None	None	NA			

 California ISO				The California ISO Controlled Grid Generation Queue for All: Withdrawn																						Report Run Date: 04/29/2025					
							Generating Facility						Net MWs to Grid				Deliverability Status		Location		Point of Interconnection				Study Availability						
Project Name	Queue Position	Interconnection Request Receive Date	Queue Date	Application Status	Withdrawn Date	Study Process	Type-1	Type-2	Type-3	Fuel-1	Fuel-2	Fuel-3	MW-1	MW-2	MW-3	MW Total	Full Capacity, Partial or Energy Only (FC/P/EO)	Off-Peak Deliverability and Economic Only	County	State	Utility	Station or Transmission Line	Proposed On-line Date (as filed with IR)	Current On-line Date	Feasibility Study <i>or</i> Supplemental Review	System Impact Study <i>or</i> Phase I Cluster Study	Facilities Study (FAS) <i>or</i> Phase II Cluster Study	Optional Study (OS)	Interconnection Agreement Status	Reason for Withdrawal	
BIO VERDE PV - KETTLEMAN 2	598	11/20/2010	2/1/2010	WITHDRAWN	11/20/2010	C02	Photovoltaic			Solar			17.75			17.75	Full Capacity		KINGS	CA	PGAE	Henrietta Tulare 70kV line	12/31/2012	12/31/2012	NA	None	None	NA			
BIO VERDE PV - SAN JOAQUIN	599	11/20/2010	2/1/2010	WITHDRAWN	3/4/2010	C02	Photovoltaic			Solar			20			20	Full Capacity		SAN JOAQUIN	CA	PGAE	Corral Substation 70 kV	12/31/2012	12/31/2012	NA	None	None	NA			
BIO VERDE PV - VANDER WOUDE	600	11/20/2010	2/1/2010	WITHDRAWN	3/30/2011	C02	Photovoltaic			Solar			20			20	Full Capacity		MERCED	CA	PGAE	Merced #1 70 kV	12/31/2012	12/31/2012	NA	Complete	None	NA			
ROSINA BIO VERDE	601	11/20/2010	2/1/2010	WITHDRAWN	11/20/2010	C02	Photovoltaic			Solar			10			10	Full Capacity		KINGS	CA	PGAE	Tulare Henrietta 70kV line	12/31/2012	12/31/2012	NA	None	None	NA			
MOJAVALON I	603	11/20/2010	2/1/2010	WITHDRAWN	4/20/2010	C02	Photovoltaic			Solar			146			146	Full Capacity		KERN	CA	SCE	Whirlwind Substation 230kV	7/1/2013	7/1/2013	NA	None	None	NA			
IMPERIAL VALLEY GENERATION PROJECT	604	1/30/2010	2/1/2010	WITHDRAWN	11/24/2010	C02	Combustion Turbine			Natural Gas			600			600	Full Capacity		IMPERIAL	CA	SDGE	Imperial Valley Substation 230kV	4/1/2014	4/1/2014	NA	None	None	NA			
EL DORADO VALLEY GENERATION	605	11/20/2010	2/1/2010	WITHDRAWN	11/30/2010	C02	Steam Turbine			Natural Gas			600			600	Full Capacity		CLARK	NV	SCE	Eldorado Substation 230kV	4/1/2014	4/1/2014	NA	Complete	None	NA			
SUN HARVESTER SOLAR PROJECT	610	2/4/2010	2/5/2010	WITHDRAWN	3/1/2012	SGIP-TC	Photovoltaic			Solar			20			20	Full Capacity		FRESNO	CA	PGAE	Stroud SW STA-Schindler 70kV	12/1/2012	12/1/2012	NA	None	Complete	NA			
FAIRFAX SOLAR PROJECT	611	2/17/2010	2/17/2010	WITHDRAWN	2/15/2011	SGIP	Photovoltaic			Solar			20			20	Energy Only		FRESNO	CA	PGAE	Oro Loma-El Nido 115kV	1/1/2012	1/1/2012	None	None	None	NA			
THREE ROCKS SOLAR	612	2/19/2010	2/19/2010	WITHDRAWN	4/22/2016	SGIP	Photovoltaic			Solar			13			13	Energy Only		FRESNO	CA	PGAE	Panoche-Schindler #2 115kV Line	7/15/2013	12/1/2017	None	Facilities Study	SGIA	NA			
PLACER SOLAR	613	2/19/2010	2/19/2010	WITHDRAWN	4/23/2014	SGIP	Photovoltaic			Solar			20			20	Energy Only		FRESNO	CA	PGAE	Helm 70kV bus	2/10/2014	4/1/2015	None	Facilities Study	SGIA	NA			
SAND CANYON OF TEHACHAPI	613A	2/24/2010	2/24/2010	WITHDRAWN	3/3/2012	SGIP-TC	Wind Turbine			Wind Turbine			20			20	Energy Only		KERN	CA	SCE	Cal Cement - Monolith - Windland - Arwind 66 kV line	6/30/2012	6/30/2012	NA	None	None	NA			
EL PECO SOLAR FARM	614	3/2/2010	3/2/2010	WITHDRAWN	12/26/2013	SGIP	Photovoltaic			Solar			20			20	Energy Only		FRESNO	CA	PGAE	Merced-Madera 70kV	5/1/2011	12/15/2014	None	Facilities Study	SGIA	NA			
FRV MOJAVE SOLAR	614A	3/4/2010	3/4/2010	WITHDRAWN	3/3/2012	SGIP-TC	Photovoltaic			Solar			20			20	Full Capacity		KERN	CA	SCE	Goldtown-Lancaster 66kV	12/1/2013	12/1/2013	NA	None	Complete	NA			
SUN STREAM	615	11/20/2010	3/10/2010	WITHDRAWN	1/19/2011	SGIP	Photovoltaic			Solar			20			20	Energy Only		KERN	CA	SCE	Zondwind Sub 66kV Bus	12/30/2012	12/30/2012	None	None	None	NA			

				The California ISO Controlled Grid Generation Queue for All: Withdrawn																						Report Run Date: 04/29/2025					
							Generating Facility						Net MWs to Grid				Deliverability Status		Location		Point of Interconnection				Study Availability						
Project Name	Queue Position	Interconnection Request Receive Date	Queue Date	Application Status	Withdrawn Date	Study Process	Type-1	Type-2	Type-3	Fuel-1	Fuel-2	Fuel-3	MW-1	MW-2	MW-3	MW Total	Full Capacity, Partial or Energy Only (FC/P/EO)	Off-Peak Deliverability and Economic Only	County	State	Utility	Station or Transmission Line	Proposed On-line Date (as filed with IR)	Current On-line Date	Feasibility Study <i>or</i> Supplemental Review	System Impact Study <i>or</i> Phase I Cluster Study	Facilities Study (FAS) <i>or</i> Phase II Cluster Study	Optional Study (OS)	Interconnection Agreement Status	Reason for Withdrawal	
SUNLITE STATION	616	11/20/2010	3/17/2010	WITHDRAWN	1/19/2011	SGIP	Photovoltaic			Solar			20			20	Energy Only		RIVERSIDE	CA	SCE	Eagle Mountain-Blythe 161kV	7/1/2012	7/1/2012	None	None	None	NA			
CROCKER SOLAR POWER - UNIT ONE	617	3/22/2010	3/22/2010	WITHDRAWN	11/25/2013	SGIP	Photovoltaic			Solar			20			20	Energy Only		SAN JOAQUIN	CA	PGAE	Tesla-Tracy 115kV	6/1/2012	5/1/2016	None	Facilities Study	SGIA	NA			
LA-SOLAR-20	617A	3/30/2010	3/30/2010	WITHDRAWN	5/6/2013	SGIP	Photovoltaic			Solar			20			20	Energy Only		LOS ANGELES	CA	SCE	Piute-Redmond 66kV	12/1/2012	5/1/2014	None	Facilities Study	SGIA	NA			
US SOLAR DESERT CENTER PV 1	617AA	11/20/2010	3/26/2010	WITHDRAWN	1/20/2011	SGIP	Photovoltaic			Solar			20			20	Energy Only		RIVERSIDE	CA	SCE	Eagle Mountain-Blythe SCE 161 kV	3/1/2011	3/1/2011	None	None	None	NA			
GREAT VALLEY SOLAR	617B	3/31/2010	3/31/2010	WITHDRAWN	3/28/2011	SGIP	Photovoltaic			Solar			19.70			19.70	Energy Only		TULARE	CA	PGAE	Corcoran-Smyrna 115kV	12/1/2012	12/1/2012	None	None	None	NA			
OASIS SOLAR ENERGY	617C	11/20/2010	3/31/2010	WITHDRAWN	6/23/2010	SGIP	Photovoltaic			Solar			19.9930			19.9930	Energy Only		MONO	CA	SCE	Control-Silverpeak 55 kV	12/1/2012	12/1/2012	None	None	None	NA			
SKUNK HOLLOW SPGS1	618	4/1/2010	4/1/2010	WITHDRAWN	12/27/2010	SGIP	Photovoltaic			Solar			20			20	Energy Only		FRESNO	CA	PGAE	Coalinga-Mendota Road 69kV	8/1/2012	8/1/2012	None	None	None	NA			
FIVE POINTS SOLAR	618A	4/19/2010	4/19/2010	WITHDRAWN	12/2/2010	SGIP	Photovoltaic			Solar			20			20	Energy Only		FRESNO	CA	PGAE	Helms-Schindler 70kV	1/1/2012	1/1/2012	None	None	None	NA			
JEFFERSON SOLAR	618B	3/19/2010	4/19/2010	WITHDRAWN	12/2/2010	SGIP	Photovoltaic			Solar			10			10	Energy Only		FRESNO	CA	PGAE	Kerman-San Joaquin 70kv	1/1/2012	1/1/2012	None	None	None	NA			
EAST LANCASTER POWER PLANT	619	11/20/2010	4/22/2010	WITHDRAWN	1/19/2011	SGIP	Photovoltaic			Solar			14			14	Energy Only		LOS ANGELES	CA	SCE	Piute-Lancaster 66kV	1/1/2012	1/1/2012	None	None	None	NA			
MARICOPA EAST SOLAR PV (FKA LAKEVIEW SOLAR ONE)	620A	4/26/2010	4/26/2010	WITHDRAWN	2/27/2014	SGIP	Photovoltaic			Solar			20			20	Energy Only		KERN	CA	PGAE	Lakeview Sub 70kV bus	12/31/2014	12/31/2014	None	Facilities Study	SGIA	NA			
OCOTILLO SOL PROJECT	621	3/3/2010	4/26/2010	WITHDRAWN	2/16/2016	SGIP-TC	Photovoltaic			Solar			20			20	Energy Only		IMPERIAL	CA	SDGE	Imperial Valley Sub 12kV Bus	8/1/2012	3/3/2017	NA	None	Complete	NA			
PV ROSINA 1 SG	622	12/21/2009	5/6/2010	WITHDRAWN	8/18/2011	SGIP	Photovoltaic			Solar			10			10	Energy Only		KERN	CA	PGAE	Temblor-King Ellis 70kV	12/1/2011	12/1/2011	None	None	None	NA			
ROSAMOND SOLAR FACILITY	623	11/20/2010	5/10/2010	WITHDRAWN	1/18/2011	SGIP	Photovoltaic			Solar			20			20	Energy Only		KERN	CA	SCE	Cal Cement-Antelope 66kV	12/31/2013	12/31/2013	None	None	None	NA			
ROUGH ACRES SOLAR	623A	11/20/2010	5/10/2010	WITHDRAWN	12/2/2010	SGIP	Photovoltaic			Solar			10.40			10.40	Energy Only		SAN DIEGO	CA	SDGE	Boulevard Sub 138 kV Bus	6/1/2011	6/1/2011	None	None	None	NA			

				The California ISO Controlled Grid Generation Queue for All: Withdrawn																						Report Run Date: 04/29/2025					
							Generating Facility						Net MWs to Grid				Deliverability Status		Location		Point of Interconnection				Study Availability						
Project Name	Queue Position	Interconnection Request Receive Date	Queue Date	Application Status	Withdrawn Date	Study Process	Type-1	Type-2	Type-3	Fuel-1	Fuel-2	Fuel-3	MW-1	MW-2	MW-3	MW Total	Full Capacity, Partial or Energy Only (FC/P/EO)	Off-Peak Deliverability and Economic Only	County	State	Utility	Station or Transmission Line	Proposed On-line Date (as filed with IR)	Current On-line Date	Feasibility Study <i>or</i> Supplemental Review	System Impact Study <i>or</i> Phase I Cluster Study	Facilities Study (FAS) <i>or</i> Phase II Cluster Study	Optional Study (OS)	Interconnection Agreement Status	Reason for Withdrawal	
SUN SEEKER SOLAR ENERGY CENTER	624	11/20/2010	5/14/2010	WITHDRAWN	9/3/2010	SGIP	Photovoltaic			Solar			20			20			KERN	CA	PGAE	Maricopa Substation 70 kV bus	12/1/2012	12/1/2012	None	None	None	NA			
STRATFORD SOLAR FARM	626	5/17/2010	5/17/2010	WITHDRAWN	2/5/2014	SGIP	Photovoltaic			Solar			20			20	Energy Only		KINGS	CA	PGAE	Henrietta-Guernsey 70kV	12/31/2011	6/15/2017	None	Facilities Study	SGIA	NA			
FRV MOJAVE SOLAR 2	627	11/20/2010	5/18/2010	WITHDRAWN	10/12/2010	SGIP	Photovoltaic			Solar			20			20	Energy Only		LOS ANGELES	CA	SCE	Neenach-Antelope 66kV	12/31/2013	12/31/2013	None	None	None	NA			
SALADO SOLAR	629	5/20/2010	5/20/2010	WITHDRAWN	2/9/2011	SGIP	Photovoltaic			Solar			20			20	Energy Only		STANISLAUS	CA	PGAE	Salado-Miller 115kV line	12/1/2011	12/1/2011	None	None	None	NA			
PURDY AVE PV	630	11/20/2010	5/20/2010	WITHDRAWN	2/9/2011	SGIP	Photovoltaic			Solar			4.90			4.90	Energy Only		KERN	CA	SCE	Goldtown Substation 66kV	12/1/2010	12/1/2010	None	None	None	NA			
KAMM	631	5/24/2010	5/24/2010	WITHDRAWN	8/27/2013	SGIP	Photovoltaic			Solar			20			20	Energy Only		FRESNO	CA	PGAE	Strout SW Station 70kV	6/30/2014	2/15/2016	None	Facilities Study	SGIA	NA			
WORLD SUN PV PROJECT	632A	3/16/2011	5/27/2010	WITHDRAWN	3/16/2011	SGIP-TC	Photovoltaic			Solar			20			20	Energy Only		STANISLAUS	CA	PGAE	Salado-Miller 115 kV	12/1/2011	12/1/2011	NA	None	None	NA			
SAN JOAQUIN 2A	632C	6/1/2010	6/1/2010	WITHDRAWN	6/11/2015	SGIP-TC	Photovoltaic			Solar			20			20	Full Capacity		FRESNO	CA	PGAE	Stroud switching station 70kV	12/1/2012	5/30/2017	NA	Complete	Complete	NA			
GRANGEVILLE	634	6/30/2010	6/30/2010	WITHDRAWN	1/31/2014	SGIP	Photovoltaic			Solar			20			20	Energy Only		KINGS	CA	PGAE	Camden Junction-Lemoore Tap 70kV	6/30/2013	12/15/2015	None	Facilities Study	SGIA	NA			
CAL SP XII	635	7/1/2010	7/1/2010	WITHDRAWN	3/5/2012	SGIP-TC	Photovoltaic			Solar			20			20	Full Capacity		MERCED	CA	PGAE	Oro Loma-Canal 70kV	6/15/2012	6/15/2012	NA	None	None	NA			
JAYNE EAST	638	7/8/2010	7/8/2010	WITHDRAWN	8/27/2013	SGIP	Photovoltaic			Solar			10			10	Energy Only		FRESNO	CA	PGAE	Coalinga 1-Gates 70kV	12/31/2012	12/31/2014	None	Facilities Study	SGIA	NA			
SEPV-15	638A	3/9/2011	7/9/2010	WITHDRAWN	1/28/2011	SGIP-TC	Photovoltaic			Solar			12			12	Energy Only		FRESNO	CA	PGAE	Coalinga CoGen 70 kV Tap & Tornado Dist	12/31/2011	12/31/2011	NA	None	None	NA			
LANCASTER SOLAR FARM	639	5/26/2010	7/15/2010	WITHDRAWN	2/17/2012	SGIP-TC	Photovoltaic			Solar			20			20	Full Capacity		LOS ANGELES	CA	SCE	Redman-Piute 66kV	11/1/2011	1/1/2013	NA	None	None	NA			
BFO PV-06	640	5/26/2010	7/15/2010	WITHDRAWN	2/17/2012	SGIP-TC	Photovoltaic			Solar			20			20	Full Capacity		KERN	CA	SCE	Rosamond 66kV - Tap 52	11/1/2011	1/1/2013	NA	None	None	NA			
GRAHAM SOLAR FARM I	640A	7/20/2010	7/20/2010	WITHDRAWN	3/6/2012	SGIP-TC	Photovoltaic			Solar			20			20	Full Capacity		FRESNO	CA	PGAE	Schindler Sub 115 kV Bus	12/15/2011	12/15/2011	NA	None	Complete	NA			




The California ISO Controlled Grid Generation Queue for All: Withdrawn


Report Run Date: 04/29/2025


Project Name	Queue Position	Interconnection Request Receive Date	Queue Date	Application Status	Withdrawn Date	Study Process	Generating Facility						Net MWs to Grid				Deliverability Status		Location		Point of Interconnection				Study Availability					
							Type-1	Type-2	Type-3	Fuel-1	Fuel-2	Fuel-3	MW-1	MW-2	MW-3	MW Total	Full Capacity, Partial or Energy Only (FC/P/EO)	Off-Peak Deliverability and Economic Only	County	State	Utility	Station or Transmission Line	Proposed On-line Date (as filed with IR)	Current On-line Date	Feasibility Study <i>or</i> Supplemental Review	System Impact Study <i>or</i> Phase I Cluster Study	Facilities Study (FAS) <i>or</i> Phase II Cluster Study	Optional Study (OS)	Interconnection Agreement Status	Reason for Withdrawal
PDD WHR SOLAR FARM I	640B	7/20/2010	7/20/2010	WITHDRAWN	3/6/2012	SGIP-TC	Photovoltaic			Solar			20			20	Full Capacity		MERCED	CA	PGAE	Oro Loma 115kV	12/25/2011	12/25/2011	NA	None	Complete	NA		
REPOWERED MCKITTRICK COGEN PLANT	641	11/20/2010	7/23/2010	WITHDRAWN	12/23/2010	SGIP	Steam Turbine			Natural Gas			11.20			11.20	Energy Only		KERN	CA	PGAE	Midsun-Midway 115 kV	12/31/2011	12/31/2011	None	None	None	NA		
THUNDERHILL SOLAR POWER	642	7/30/2010	7/30/2010	WITHDRAWN	7/9/2012	SGIP-TC	Photovoltaic			Solar			20			20	Energy Only		GLENN	CA	PGAE	Elk Creek 60kV Tap	7/1/2011	7/1/2011	NA	Complete	Complete	NA		
PACHECO PASS WIND ENERGY CENTER	643	7/26/2010	7/31/2010	WITHDRAWN	9/2/2011	C03	Wind Turbine			Wind Turbine			149.50			149.50	Full Capacity		FRESNO	CA	PGAE	Los Banos-San Luis PGP #1 230 kV	12/31/2014	12/31/2014	NA	None	None	NA		
ARCO SOLAR STATION	643A	7/29/2010	7/31/2010	WITHDRAWN	7/11/2011	C03	Photovoltaic			Solar			300			300	Full Capacity		KERN	CA	PGAE	Arco Sub 230 kV Bus	12/31/2014	12/31/2014	NA	None	None	NA		
BLUE SKY WIND ENERGY CENTER	643AA	7/26/2010	7/31/2010	WITHDRAWN	5/3/2013	C03	Wind Turbine			Wind Turbine			200.10			200.10	Full Capacity		LOS ANGELES	CA	SCE	Antelope Sub 230kV Bus	12/31/2012	12/31/2012	NA	Complete	Complete	NA		
BRIGHTSOURCE AV PROJECT	643AB	11/20/2010	7/31/2010	WITHDRAWN	7/26/2010	C03	Steam Turbine			Solar			260			260	Full Capacity		LOS ANGELES	CA	SCE	Whirlwind Substation 230kV Bus	1/1/2015	1/1/2015	NA	Complete	None	NA		
PALO VERDE MESA (FKA BRIGHTSOURCE MIDPOINT SOLAR)	643AC	7/30/2010	7/31/2010	WITHDRAWN	2/21/2013	C03	Steam Turbine			Solar			750			750	Full Capacity		RIVERSIDE	CA	SCE	Colorado River Sub 220 kV Bus	1/1/2015	1/1/2015	NA	Complete	Complete	NA		
COSO 2 SWAP (COSO FINANCE PARTNERS)	643AD	7/30/2010	7/31/2010	WITHDRAWN	6/27/2011	C03	Steam Turbine			Geothermal			95			95	Full Capacity		INYO	CA	SCE	Kramer Sub 220kV Bus	7/1/2012	7/1/2012	NA	None	None	NA		
GILA SOLAR	643AF	7/30/2010	7/31/2010	WITHDRAWN	9/9/2010	C03	Photovoltaic			Solar			500			500	Full Capacity		RIVERSIDE	CA	SCE	Colorado River Sub 220kV Bus	10/30/2015	10/30/2015	NA	Complete	None	NA		
HAY RANCH SOLAR ENERGY PARK	643AG	7/30/2010	7/31/2010	WITHDRAWN	6/27/2011	C03	Photovoltaic			Solar			50			50	Full Capacity		INYO	CA	SCE	Control-Inyokern 115 kV	1/1/2014	1/1/2014	NA	None	None	NA		
LOMA VERDE SOLAR ENERGY PARK	643AH	7/29/2010	7/31/2010	WITHDRAWN	9/9/2010	C03	Photovoltaic			Solar			170			170	Full Capacity		RIVERSIDE	CA	SCE	Red Bluff Sub 230 kV Bus	1/1/2014	1/1/2014	NA	Complete	None	NA		
NEVADA 300	643AI	7/29/2010	7/31/2010	WITHDRAWN	5/9/2013	C03	Photovoltaic			Solar			300			300	Full Capacity		CLARK	NV	SCE	Eldorado Sub 220 kV Bus	11/30/2014	11/30/2014	NA	Complete	Complete	NA		None
TERRA GEN DIXIE VALLEY EXPANSION	643AK	7/30/2010	7/31/2010	WITHDRAWN	7/28/2011	C03	Steam Turbine			Geothermal			5.60			5.60	Full Capacity		CHURCHILL	NV	SCE	Control Sub 115 kV Bus	12/31/2011	12/31/2011	NA	None	None	NA		
WILDCAT QUARTSZITE	643AL	7/30/2010	7/31/2010	WITHDRAWN	9/9/2011	C03	Steam Turbine			Solar			1000			1000	Full Capacity		YUMA	AZ	SCE	Palo Verde-Devers #1 500kV	1/1/2015	1/1/2015	NA	Complete	None	NA		

The contents of these pages are subject to change without notice. Decisions based on information contained within the California ISO's web site are the visitor's sole responsibility.

				The California ISO Controlled Grid Generation Queue for All: Withdrawn																						Report Run Date: 04/29/2025					
							Generating Facility						Net MWs to Grid				Deliverability Status		Location		Point of Interconnection				Study Availability						
Project Name	Queue Position	Interconnection Request Receive Date	Queue Date	Application Status	Withdrawn Date	Study Process	Type-1	Type-2	Type-3	Fuel-1	Fuel-2	Fuel-3	MW-1	MW-2	MW-3	MW Total	Full Capacity, Partial or Energy Only (FC/P/EO)	Off-Peak Deliverability and Economic Only	County	State	Utility	Station or Transmission Line	Proposed On-line Date (as filed with IR)	Current On-line Date	Feasibility Study <i>or</i> Supplemental Review	System Impact Study <i>or</i> Phase I Cluster Study	Facilities Study (FAS) <i>or</i> Phase II Cluster Study	Optional Study (OS)	Interconnection Agreement Status	Reason for Withdrawal	
JORDAN II RENEWABLE POWER PROJECT (20/66MW)	643AN	7/30/2010	7/31/2010	WITHDRAWN	7/19/2011	C03	Photovoltaic	Wind Turbine		Solar	Wind Turbine		66	20		86	Full Capacity		SAN DIEGO	CA	SDGE	Boulevard Sub 138kV Bus	11/22/2013	11/22/2013	NA	None	None	NA			
MOUNT SIGNAL SOLAR FARM II	643AO	7/30/2010	7/31/2010	WITHDRAWN	8/11/2011	C03	Photovoltaic			Solar			200			200	Full Capacity		IMPERIAL	CA	SDGE	Imperial Valley 230 kV Switchyard	6/1/2014	6/1/2014	NA	None	None	NA			
OCOTILLO EXPRESS PHASE II	643AP	7/30/2010	7/31/2010	WITHDRAWN	12/7/2012	C03	Wind Turbine			Wind Turbine			16.10			16.10	Full Capacity		IMPERIAL	CA	SDGE	Sunrise Powerlink 500 kV	12/31/2012	12/31/2013	NA	Complete	None	NA			
PALMAS (FKA HYDER SOLAR)	643AQ	7/31/2010	7/31/2010	WITHDRAWN	9/9/2011	C03	Photovoltaic			Solar			238			238	Full Capacity		YUMA	AZ	SDGE	Hassayampa-North Gila 500kV line	6/1/2013	6/1/2013	NA	None	None	NA			
TGP NNP	643AR	7/30/2010	7/31/2010	WITHDRAWN	6/27/2011	C03	Steam Turbine			Geothermal			364.20			364.20	Full Capacity		CHURCHILL/P ERSHING	CA	SCE	Control Sub 115 kV Bus	6/1/2016	6/1/2016	NA	None	None	NA			
AIRPORT SOLAR PV 1	643AS	7/31/2010	7/31/2010	WITHDRAWN	9/9/2011	C03	Photovoltaic			Solar			200			200	Full Capacity		RIVERSIDE	CA	SCE	Colorado River Substation	6/1/2013	6/1/2013	NA	Complete	None	NA			
COPPER MOUNTAIN SOLAR III (BLACK HILLS)	643AT	11/20/2010	7/31/2010	WITHDRAWN	6/10/2011	C03	Photovoltaic			Solar			242			242	Full Capacity		CLARK	NV	SCE	Mead-Eldorado 230kV	12/31/2013	12/31/2013	NA	None	None	NA			
AUBANEL I WIND PROJECT	643B	11/20/2010	7/31/2010	WITHDRAWN	11/26/2010	C03	Wind Turbine			Wind Turbine			300			300	Energy Only		BAJA CALIFORNIA	MX	SDGE	Imperial Valley Sub 230 kV Bus	6/30/2012	6/30/2012	NA	None	None	NA			
AUBANEL II WIND PROJECT	643C	11/20/2010	7/31/2010	WITHDRAWN	11/1/2010	C03	Wind Turbine			Wind Turbine			540			540	Energy Only		BAJA CALIFORNIA	MX	SDGE	ECO Sub 230 kV Bus	12/31/2013	12/31/2013	NA	None	None	NA			
ANGIOLA VALLEY SOLAR RANCH	643D	7/30/2010	7/31/2010	WITHDRAWN	5/3/2013	C03	Photovoltaic			Solar			150			150	Full Capacity		KINGS	CA	PGAE	Angiola Sub 70 kV Bus	12/31/2014	12/31/2016	NA	Complete	None	NA			
LAGUNA SOLAR FARM	643E	7/30/2010	7/31/2010	WITHDRAWN	5/3/2013	C03	Photovoltaic			Solar			200			200	Full Capacity		FRESNO	CA	PGAE	Schindler Sub 115 kV Bus	12/31/2014	12/31/2014	NA	Complete	None	NA			
PLACER SOLAR PV I	643F	7/30/2010	7/31/2010	WITHDRAWN	5/14/2013	C03	Photovoltaic			Solar			220			220	Full Capacity		PLACER	CA	PGAE	Rio Oso-Lockford 230 kV	3/1/2014	3/1/2014	NA	Complete	Complete	NA			
VALLEY OAK SOLAR	643H	7/30/2010	7/31/2010	WITHDRAWN	9/13/2011	C03	Photovoltaic			Solar			600			600	Full Capacity		KINGS	CA	PGAE	Gates-Gregg 230 kV	5/1/2015	5/1/2015	NA	None	None	NA			
WESTLANDS SOLAR PV I	643I	7/30/2010	7/31/2010	WITHDRAWN	5/3/2013	C03	Photovoltaic			Solar			200			200	Full Capacity		FRESNO	CA	PGAE	Mendota-Dairyland 115 kV	3/1/2014	3/1/2014	NA	Complete	Complete	NA			

The contents of these pages are subject to change without notice. Decisions based on information contained within the California ISO's web site are the visitor's sole responsibility.

 California ISO				The California ISO Controlled Grid Generation Queue for All: Withdrawn																						Report Run Date: 04/29/2025					
							Generating Facility						Net MWs to Grid				Deliverability Status		Location		Point of Interconnection				Study Availability						
Project Name	Queue Position	Interconnection Request Receive Date	Queue Date	Application Status	Withdrawn Date	Study Process	Type-1	Type-2	Type-3	Fuel-1	Fuel-2	Fuel-3	MW-1	MW-2	MW-3	MW Total	Full Capacity, Partial or Energy Only (FC/P/EO)	Off-Peak Deliverability and Economic Only	County	State	Utility	Station or Transmission Line	Proposed On-line Date (as filed with IR)	Current On-line Date	Feasibility Study <i>or</i> Supplemental Review	System Impact Study <i>or</i> Phase I Cluster Study	Facilities Study (FAS) <i>or</i> Phase II Cluster Study	Optional Study (OS)	Interconnection Agreement Status	Reason for Withdrawal	
WRE - COALINGA (49/120MW)	643J	7/30/2010	7/31/2010	WITHDRAWN	9/30/2013	C03	Photovoltaic			Solar			1			1	Full Capacity		FRESNO	CA	PGAE	Coalinga #2-Schindler 70 kV	4/1/2017	4/1/2017	NA	Complete	None	NA			
WRE - MENDOTA	643K	7/30/2010	7/31/2010	WITHDRAWN	9/13/2011	C03	Photovoltaic			Solar			289			289	Full Capacity		FRESNO	CA	PGAE	Mendota-San Joaquin-Helm 70 kV	4/1/2017	4/1/2017	NA	None	None	NA			
WRE - PANOCHÉ	643L	7/30/2010	7/31/2010	WITHDRAWN	9/13/2011	C03	Photovoltaic	Combustion Turbine		Solar	Natural Gas		240	49		289	Full Capacity		FRESNO	CA	PGAE	Panoche-Schindler #1 & #2 115 kV	4/1/2017	4/1/2017	NA	None	None	NA			
WRE - SCHINDLER	643M	7/30/2010	7/31/2010	WITHDRAWN	9/13/2011	C03	Photovoltaic	Combustion Turbine		Solar	Natural Gas		240	49		289	Full Capacity		FRESNO	CA	PGAE	Panoche-Schindler #1 & #2 115 kV	4/1/2017	4/1/2017	NA	None	None	NA			
WRE - STROUD	643N	7/30/2010	7/31/2010	WITHDRAWN	9/13/2011	C03	Photovoltaic	Combustion Turbine		Solar	Natural Gas		120	49		169	Full Capacity		FRESNO	CA	PGAE	Helm-Stroud Sw Sta 70 kV	4/1/2017	4/1/2017	NA	None	None	NA			
YOLO SOLAR PV I	643O	7/30/2010	7/31/2010	WITHDRAWN	5/3/2013	C03	Photovoltaic			Solar			20			20	Energy Only		YOLO	CA	PGAE	Brighton-Davis 115 kV	3/1/2014	5/1/2015	NA	Complete	Complete	NA			
RRG SOLAR	643P	11/20/2010	7/31/2010	WITHDRAWN	11/16/2010	C03	Photovoltaic			Solar			480			480	Full Capacity		KERN/LOS ANGELES	CA	SCE	Whirlwind Sub 500 kV Bus	10/30/2014	10/30/2014	NA	None	None	NA			
VOYAGER SOLAR ENERGY	643Q	11/20/2010	7/31/2010	WITHDRAWN	11/23/2010	C03	Photovoltaic			Solar			80			80	Full Capacity		KERN	CA	SCE	Windhub Sub 220 kV Bus	11/1/2014	11/1/2014	NA	None	None	NA			
WRE - VESTAL (49/480MW)	643S	7/30/2010	7/31/2010	WITHDRAWN	9/9/2011	C03	Photovoltaic			Solar			320			320	Full Capacity		FRESNO	CA	SCE	Vestal Sub 230 kV Bus	6/1/2013	6/1/2013	NA	Complete	None	NA			
RE AUSTIN	643U	7/31/2010	7/31/2010	WITHDRAWN	9/9/2011	C03	Photovoltaic			Solar			500			500	Full Capacity		IMPERIAL	CA	SDGE	Imperial Valley Sub 230 kV Bus	1/30/2014	1/30/2014	NA	None	None	NA			
SILVER LEAF SOLAR	643V	7/30/2010	7/31/2010	WITHDRAWN	9/9/2011	C03	Photovoltaic			Solar			250			250	Full Capacity		IMPERIAL	CA	SDGE	Imperial Valley Sub 230 kV Bus	9/30/2013	9/30/2013	NA	None	None	NA			
SOLCEN SOLAR PROJECT	643Y	7/30/2010	7/31/2010	WITHDRAWN	9/14/2011	C03	Photovoltaic			Solar			80			80	Full Capacity		KINGS	CA	PGAE	Henrietta-Leprino Food 115 kV	7/1/2013	7/1/2013	NA	None	None	NA		None	
ALTA 14	643Z	7/31/2010	7/31/2010	WITHDRAWN	7/29/2011	C03	Photovoltaic			Solar			150			150	Full Capacity		KERN	CA	SCE	Whirlwind - Windhub 500 kV	11/1/2013	7/1/2014	NA	None	None	NA			


				The California ISO Controlled Grid Generation Queue for All: Withdrawn																						Report Run Date: 04/29/2025					
							Generating Facility						Net MWs to Grid				Deliverability Status		Location		Point of Interconnection				Study Availability						
Project Name	Queue Position	Interconnection Request Receive Date	Queue Date	Application Status	Withdrawn Date	Study Process	Type-1	Type-2	Type-3	Fuel-1	Fuel-2	Fuel-3	MW-1	MW-2	MW-3	MW Total	Full Capacity, Partial or Energy Only (FC/P/EO)	Off-Peak Deliverability and Economic Only	County	State	Utility	Station or Transmission Line	Proposed On-line Date (as filed with IR)	Current On-line Date	Feasibility Study <i>or</i> Supplemental Review	System Impact Study <i>or</i> Phase I Cluster Study	Facilities Study (FAS) <i>or</i> Phase II Cluster Study	Optional Study (OS)	Interconnection Agreement Status	Reason for Withdrawal	
MONTEREY SOLAR FARM (FKA BFO PV -09)	645	8/19/2010	8/19/2010	WITHDRAWN	2/17/2012	SGIP-TC	Photovoltaic			Solar			20			20	Full Capacity		MONTEREY	CA	PGAE	Jolon 60 kV sub	2/1/2012	2/1/2012	NA	None	None	NA			
SIRIUS SOLAR	645A	8/23/2010	8/23/2010	WITHDRAWN	7/7/2016	SGIP-TC	Photovoltaic			Solar			20			20	Full Capacity		KERN	CA	PGAE	Weedpatch-Wheeler Ridge 70kV	12/1/2012	8/23/2017	NA	Complete	Complete	NA		None	
BRJ	646	8/25/2010	8/25/2010	WITHDRAWN	7/11/2012	SGIP-TC	Photovoltaic			Solar			8			8	Full Capacity		FRESNO	CA	PGAE	Chaney #1 115kV Tap	3/1/2013	3/1/2013	NA	Complete	Complete	NA			
ENRICO MATSON 2	647	8/25/2010	8/25/2010	WITHDRAWN	7/9/2012	SGIP-TC	Photovoltaic			Solar			20			20	Full Capacity		FRESNO	CA	PGAE	Panoche - Oro Loma 115 KV	4/1/2012	4/30/2012	NA	Complete	Complete	NA			
ORO LOMA 4 ( FKA ENRICO MATSON 4)	648	8/25/2010	8/25/2010	WITHDRAWN	11/21/2016	SGIP-TC	Photovoltaic			Solar			20			20	Full Capacity		FRESNO	CA	PGAE	Panoche-Oro Loma 115kV Tap	4/30/2012	12/31/2018	NA	Complete	Complete	NA	Executed	IC Request	
DES	649	8/25/2010	8/25/2010	WITHDRAWN	7/9/2012	SGIP-TC	Photovoltaic			Solar			11.75			11.75	Full Capacity		FRESNO	CA	PGAE	Helm 70kV	12/1/2013	12/1/2013	NA	Complete	Complete	NA			
PEABODY JAC	649A	9/15/2010	10/25/2010	WITHDRAWN	7/9/2012	SGIP-TC	Photovoltaic			Solar			14			14	Energy Only		SOLANO	CA	PGAE	Dixon-Vaca #2 60kV	3/1/2013	3/1/2013	NA	Complete	Complete	NA			
GRAHAM - WESTLANDS PROJECT	650	9/7/2010	9/7/2010	WITHDRAWN	1/20/2011	SGIP-TC	Photovoltaic			Solar			20			20	Energy Only		FRESNO	CA	PGAE	Westlands 138 kV Tap	12/25/2011	12/25/2011	NA	None	None	NA			
SIERRA SOLAR GREENWORKS	650A	9/8/2010	9/8/2010	WITHDRAWN	4/5/2012	SGIP-TC	Photovoltaic			Solar			20			20	Full Capacity		LOS ANGELES	CA	SCE	Lancaster-Purify-Redman 66 kV	12/31/2013	12/31/2013	NA	Complete	None	NA			
ORION	650AC	9/8/2010	9/8/2010	WITHDRAWN	5/6/2013	SGIP-TC	Photovoltaic			Solar			20			20	Energy Only		KINGS	CA	PGAE	Henrietta-Tulare Lake 70kV line	12/31/2012	12/31/2014	NA	Complete	Complete	NA			
GYPSUM	650B	11/20/2010	9/13/2010	WITHDRAWN	11/17/2010	SGIP	Photovoltaic			Solar			20			20	Energy Only		RIVERSIDE	CA	SCE	Line to be constructed 1 mile south & tie into SCE 69kV	2/28/2012	2/28/2012	None	None	None	NA			
INDECK YUBA ENERGY CENTER	651	9/16/2010	9/16/2010	WITHDRAWN	7/17/2012	SGIP-TC	Photovoltaic			Solar			15			15	Energy Only		YUBA	CA	PGAE	Nicolaus-Marysville 60kV	6/1/2012	8/1/2012	NA	Complete	Complete	NA			
SOLARPACK PROMO III	652	9/23/2010	9/23/2010	WITHDRAWN	2/27/2012	SGIP-TC	Photovoltaic			Solar			20			20	Full Capacity		FRESNO	CA	PGAE	Woodward-Sanger 115kV	6/15/2013	6/15/2013	NA	None	None	NA			
SOUTH DOME SOLAR	653	9/29/2010	9/29/2010	WITHDRAWN	8/10/2012	SGIP-TC	Photovoltaic			Solar			20			20	Energy Only		KINGS	CA	PGAE	Arco 70 kV	1/15/2013	1/15/2013	NA	Complete	Complete	NA			
LAS LOMAS SOLAR	653A	9/29/2010	9/29/2010	WITHDRAWN	8/10/2012	SGIP-TC	Photovoltaic			Solar			20			20	Energy Only		KERN	CA	PGAE	Arco Sub 70 kV Bus	1/15/2013	1/15/2013	NA	Complete	Complete	NA			
RE TEHACHAPI SOLAR 2	653BA	9/29/2010	9/29/2010	WITHDRAWN	5/1/2012	SGIP-TC	Photovoltaic			Solar			20			20	Energy Only		KERN	CA	SCE	Kern River-Cummings 66kV	12/31/2012	12/31/2012	NA	None	None	NA			



The California ISO Controlled Grid Generation Queue for All: Withdrawn

Report Run Date: 04/29/2025

							Generating Facility						Net MWs to Grid				Deliverability Status		Location		Point of Interconnection				Study Availability						
Project Name	Queue Position	Interconnection Request Receive Date	Queue Date	Application Status	Withdrawn Date	Study Process	Type-1	Type-2	Type-3	Fuel-1	Fuel-2	Fuel-3	MW-1	MW-2	MW-3	MW Total	Full Capacity, Partial or Energy Only (FC/P/EO)	Off-Peak Deliverability and Economic Only	County	State	Utility	Station or Transmission Line	Proposed On-line Date (as filed with IR)	Current On-line Date	Feasibility Study <i>or</i> Supplemental Review	System Impact Study <i>or</i> Phase I Cluster Study	Facilities Study (FAS) <i>or</i> Phase II Cluster Study	Optional Study (OS)	Interconnection Agreement Status	Reason for Withdrawal	
BFO PV-18	653C	1/25/2011	9/30/2010	WITHDRAWN	1/28/2011	SGIP	Photovoltaic			Solar			20			20	Energy Only		SANTA BARBARA	CA	PGAE	Taft-Cuyama#1 70kV	7/1/2012	7/1/2012	None	None	None	NA			
ANNEDALE SOLAR PROJECT	653D	9/30/2010	9/30/2010	WITHDRAWN	7/9/2012	SGIP-TC	Photovoltaic			Solar			20			20	Energy Only		FRESNO	CA	PGAE	Panoche-Mendota 115kV	1/1/2012	6/1/2012	NA	Complete	Complete	NA			
ROSE SOLAR PROJECT	653E	9/30/2010	9/30/2010	WITHDRAWN	7/29/2013	SGIP-TC	Photovoltaic			Solar			20			20	Energy Only		FRESNO	CA	PGAE	Helm Sub 70 kV Bus	1/3/2012	2/10/2014	NA	Complete	Complete	NA			
SUNGEN I 20MW SOLAR PV PLANT	653EB	9/30/2010	9/30/2010	WITHDRAWN	3/6/2012	SGIP-TC	Photovoltaic			Solar			20			20	Full Capacity		KERN	CA	PGAE	Midway 230 KV bus via Midway-La Paloma 230kV #1	5/1/2013	5/1/2013	NA	None	Complete	NA			
ORION KERN COUNTY SOLAR I	653EC	3/8/2011	9/30/2010	WITHDRAWN	3/8/2011	SGIP-TC	Photovoltaic			Solar			20			20	Energy Only		KINGS/KERN	CA	PGAE	Arco Sub 70 kV Bus	7/1/2012	7/1/2012	NA	None	None	NA			
LANEAST SOLAR FARM (FKA EASTLAND SOLAR FARM)	653ED	9/30/2010	9/30/2010	WITHDRAWN	2/13/2015	SGIP-TC	Photovoltaic			Solar			20			20	Full Capacity		SAN DIEGO	CA	SDGE	Boulevard East Substation 69 kV	10/31/2013	5/31/2016	NA	Complete	Complete	NA			
SAND CANYON CREEK	653EF	10/5/2010	10/5/2010	WITHDRAWN	3/3/2012	SGIP-TC	Photovoltaic			Solar			20			20	Energy Only		KERN	CA	SCE	Cal Cement-Monolith-Windland 66 kV	6/30/2011	6/30/2011	NA	None	None	NA			
PIUTE #2	653FA	10/13/2010	10/13/2010	WITHDRAWN	1/24/2012	SGIP-TC	Photovoltaic			Solar			20			20	Full Capacity		LOS ANGELES	CA	SCE	Lancaster-Little Rock-Piute 66kV	12/31/2013	12/31/2013	NA	None	None	NA			
PIUTE	653FB	10/13/2010	10/13/2010	WITHDRAWN	1/24/2012	SGIP-TC	Photovoltaic			Solar			20			20	Full Capacity		LOS ANGELES	CA	SCE	Lancaster-Little Rock-Piute 66kV	12/31/2013	12/31/2013	NA	None	Complete	NA			
IFS	653G	10/20/2010	10/20/2010	WITHDRAWN	3/6/2012	SGIP-TC	Photovoltaic			Solar			20			20	Full Capacity		FRESNO	CA	PGAE	Mendota - San Joaquin - Helm 70 KV line	12/30/2012	3/1/2013	NA	None	None	NA			
RIO BRAVO SOLAR I	655	3/9/2011	11/11/2010	WITHDRAWN	3/9/2011	SGIP-TC	Photovoltaic			Solar			20			20	Energy Only		KERN	CA	PGAE	Westpark-Magunden 115 kV	5/2/2013	5/2/2013	NA	None	None	NA			
ELK HILLS	656	11/11/2010	11/11/2010	WITHDRAWN	6/29/2011	SGIP-TC	Photovoltaic			Solar			10			10	Full Capacity		KERN	CA	PGAE	Taft-Elk Hills 70 kV	12/31/2013	12/31/2013	NA	None	None	NA			
MERIDIAN & MUNJAR SOLAR PROJECT	657	3/8/2011	11/12/2010	WITHDRAWN	1/28/2011	SGIP-TC	Photovoltaic			Solar			20			20	Energy Only		BUTTE	CA	PGAE	Glenn #3 60 kV	3/1/2012	3/1/2012	NA	None	None	NA			
SIERRA VIEW SOLAR IV	657A	11/15/2010	11/15/2010	WITHDRAWN	3/2/2012	SGIP-TC	Photovoltaic			Solar			20			20	Full Capacity		LOS ANGELES	CA	SCE	Antelope-Neenach 66kV	12/1/2013	12/20/2013	NA	None	None	NA			

				The California ISO Controlled Grid Generation Queue for All: Withdrawn																						Report Run Date: 04/29/2025					
							Generating Facility						Net MWs to Grid				Deliverability Status		Location		Point of Interconnection				Study Availability						
Project Name	Queue Position	Interconnection Request Receive Date	Queue Date	Application Status	Withdrawn Date	Study Process	Type-1	Type-2	Type-3	Fuel-1	Fuel-2	Fuel-3	MW-1	MW-2	MW-3	MW Total	Full Capacity, Partial or Energy Only (FC/P/EO)	Off-Peak Deliverability and Economic Only	County	State	Utility	Station or Transmission Line	Proposed On-line Date (as filed with IR)	Current On-line Date	Feasibility Study <i>or</i> Supplemental Review	System Impact Study <i>or</i> Phase I Cluster Study	Facilities Study (FAS) <i>or</i> Phase II Cluster Study	Optional Study (OS)	Interconnection Agreement Status	Reason for Withdrawal	
SIERRA VIEW SOLAR V	657B	11/19/2010	11/19/2010	WITHDRAWN	3/2/2012	SGIP-TC	Photovoltaic			Solar			20			20	Full Capacity		KERN	CA	SCE	Goldtown-Corum 66 kV	12/1/2013	12/20/2013	NA	None	None	NA			
DESERT VISTA GREENWORKS B	663	12/15/2010	12/15/2010	WITHDRAWN	5/3/2012	SGIP-TC	Photovoltaic			Solar			20			20	Energy Only		LOS ANGELES	CA	SCE	Lancaster-Redman-Purify 66KV	7/1/2013	12/31/2013	NA	Complete	None	NA			
DESERT SUN RANCH	664	12/15/2010	12/15/2010	WITHDRAWN	3/3/2012	SGIP-TC	Photovoltaic			Solar			20			20	Full Capacity		LOS ANGELES	CA	SCE	Piute Sub 66 kV Bus	12/31/2012	12/31/2013	NA	None	None	NA			
GALE AVENUE SOLAR	665	2/25/2011	3/31/2011	WITHDRAWN	9/19/2012	FT	Photovoltaic			Solar			5			5	Energy Only		FRESNO	CA	PGAE	Coalinga #1-Tornado 70kV line; pole number 4/3	1/12/2012	1/12/2012	None	NA	NA	NA			
COLUMBIA SOLAR ENERGY	666	2/28/2011	3/31/2011	WITHDRAWN	10/3/2012	FT	Photovoltaic			Solar			5			5	Energy Only		CONTRA COSTA	CA	PGAE	Pittsburg - Kirker - Columbia Steel 115 kV line	12/31/2012	12/31/2012	None	NA	NA	NA			
ACORN GREENWORKS	667	3/31/2011	3/31/2011	WITHDRAWN	6/19/2018	C04	Photovoltaic			Solar			150			150	Full Capacity		IMPERIAL	CA	SDGE	Imperial Valley Substation 230kV	12/31/2014	12/31/2021	NA	Complete	Complete	NA	Executed		
ADAME 1	668	3/31/2011	3/31/2011	WITHDRAWN	4/17/2012	C04	Photovoltaic			Solar			118			118	Full Capacity		FRESNO	CA	PGAE	Mendota 115 kV	9/1/2014	9/1/2014	NA	Complete	None	NA			
ALTA 15	669	3/31/2011	3/31/2011	WITHDRAWN	3/7/2012	C04	Wind Turbine			Wind Turbine			502			502	Full Capacity		KERN	CA	SCE	Highwind Substation 230kV Bus	11/15/2014	11/15/2014	NA	None	None	NA			
APOLLO SOLAR	672	3/31/2011	3/31/2011	WITHDRAWN	7/6/2011	C04	Photovoltaic			Solar			51.20			51.20	Full Capacity		KERN	CA	SCE	Whirlwind Substation 66kV	3/31/2013	3/31/2013	NA	None	None	NA			
ARLINGTON VALLEY SOLAR ENERGY II	673	3/30/2011	3/31/2011	WITHDRAWN	3/30/2012	C04	Photovoltaic			Solar			250			250	Energy Only		MARICOPA	AZ	SDGE	Hassayampa - N. Gila 500 kV line	5/1/2015	5/1/2015	NA	Complete	None	NA			
AS LH PV 20MW	674	3/31/2011	3/31/2011	WITHDRAWN	2/21/2012	C04	Photovoltaic			Solar			20			20	Full Capacity		KERN	CA	PGAE	Arco - Polonios Pass 70kV	11/1/2013	11/1/2013	NA	None	None	NA			
BELLOTA SOLAR FARM	675	3/31/2011	3/31/2011	WITHDRAWN	2/23/2012	C04	Photovoltaic			Solar			100			100	Full Capacity		SAN JOAQUIN	CA	PGAE	Bellota - Tesla 230 kV Tap	6/1/2014	6/1/2014	NA	None	None	NA			
BIG HORN 30MW PV PROJECT	676	3/31/2011	3/31/2011	WITHDRAWN	2/1/2012	C04	Photovoltaic			Solar			30			30	Full Capacity		SAN DIEGO	CA	SDGE	Borrego Substation 69kV Bus	12/31/2014	12/31/2014	NA	None	None	NA			
BLACK ROCK 1,2,3,4, & 5,6	677	12/15/2010	3/31/2011	WITHDRAWN	3/20/2012	C04	Steam Turbine			Geothermal			470			470	Full Capacity		IMPERIAL	CA	SDGE	Imperial Valley Sub	6/16/2015	6/16/2015	NA	None	None	NA			



The California ISO Controlled Grid Generation Queue for All: Withdrawn

Report Run Date: 04/29/2025

							Generating Facility						Net MWs to Grid				Deliverability Status		Location		Point of Interconnection				Study Availability						
Project Name	Queue Position	Interconnection Request Receive Date	Queue Date	Application Status	Withdrawn Date	Study Process	Type-1	Type-2	Type-3	Fuel-1	Fuel-2	Fuel-3	MW-1	MW-2	MW-3	MW Total	Full Capacity, Partial or Energy Only (FC/P/EO)	Off-Peak Deliverability and Economic Only	County	State	Utility	Station or Transmission Line	Proposed On-line Date (as filed with IR)	Current On-line Date	Feasibility Study <i>or</i> Supplemental Review	System Impact Study <i>or</i> Phase I Cluster Study	Facilities Study (FAS) <i>or</i> Phase II Cluster Study	Optional Study (OS)	Interconnection Agreement Status	Reason for Withdrawal	
KERN SOLAR RANCH (FKA CALIFORNIA SOLAR RANCH)	680	3/31/2011	3/31/2011	WITHDRAWN	5/15/2013	C04	Photovoltaic			Solar			1000			1000	Full Capacity		KERN	CA	PGAE	Diablo Canyon - Midway #3 500 KV Line	3/31/2018	3/31/2018	NA	Complete	None	NA			
CALAVERAS WIND PROJECT (100/383MW)	681	3/31/2011	3/31/2011	WITHDRAWN	2/23/2012	C04	Photovoltaic	Wind Turbine		Solar	Wind Turbine		100	383		483	Full Capacity		KERN	CA	SCE	SCE Highwind Substation 230kV	5/1/2015	5/1/2015	NA	None	None	NA			
CALRENEW-1 EXPANSION	682	3/31/2011	3/31/2011	WITHDRAWN	4/2/2012	C04	Photovoltaic			Solar			1.25			1.25	Full Capacity		FRESNO	CA	PGAE	Mendota Biomass Tap line 70 KV	2/1/2013	1/1/2013	NA	None	None	NA			
CAMDEN 1	683	3/31/2011	3/31/2011	WITHDRAWN	4/17/2012	C04	Photovoltaic			Solar			14			14	Full Capacity		FRESNO	CA	PGAE	Camden Substation 70kV Bus	7/10/2014	7/10/2014	NA	None	None	NA			
CAMDEN 2	684	3/31/2011	3/31/2011	WITHDRAWN	4/17/2012	C04	Photovoltaic			Solar			7			7	Full Capacity		FRESNO	CA	PGAE	Caruthers - Kingsburg 70kV	7/10/2014	7/10/2014	NA	Complete	None	NA			
CENTINELA SOLAR ENERGY EXPANSION II - 45 MW EXPANSION	685	3/31/2011	3/31/2011	WITHDRAWN	4/10/2012	C04	Photovoltaic			Solar			45			45	Energy Only		IMPERIAL	CA	SDGE	Imperial Valley 230 kV bus	9/1/2014	9/1/2014	NA	Complete	None	NA			
COLORADO RIVER 48 MW	686	3/31/2011	3/31/2011	WITHDRAWN	4/26/2012	C04	Photovoltaic			Solar			48			48	Full Capacity		RIVERSIDE	CA	SCE	Colorado River Substation 230kV	9/1/2014	9/1/2014	NA	None	None	NA			
COSTA	688	3/31/2011	3/31/2011	WITHDRAWN	5/2/2013	C04	Photovoltaic			Solar			19.20			19.20	Full Capacity		KINGS	CA	PGAE	Henrietta - Lemoore 70 kV	8/30/2013	9/1/2014	NA	Complete	Complete	NA			
COWBOY MESA WIND	689	3/31/2011	3/31/2011	WITHDRAWN	8/10/2011	C04	Wind Turbine			Wind Turbine			1700			1700	Full Capacity		LINCOLN	NM	SCE	Four Corners Sub 345kV Bus	5/1/2016	5/1/2016	NA	None	None	NA			
CPV NORTH CITY	690	5/23/2011	3/31/2011	WITHDRAWN	6/14/2011	C04	Combustion Turbine			Natural Gas			300			300	Full Capacity		SAN DIEGO	CA	SDGE	Approx 4 mi south of the Penasquitos sub along the East side of the Penasquitos-Old Town 230kV line	6/30/2015	6/30/2015	NA	None	None	NA			
CREED ENERGY CENTER	691	3/31/2011	3/31/2011	WITHDRAWN	12/29/2011	C04	Photovoltaic			Solar			3			3	Full Capacity		SOLANO	CA	PGAE	Lambie Switching Station 230 KV	11/30/2013	10/30/2013	NA	None	None	NA			



The California ISO Controlled Grid Generation Queue for All: Withdrawn

Report Run Date: 04/29/2025

							Generating Facility						Net MWs to Grid				Deliverability Status		Location		Point of Interconnection				Study Availability						
Project Name	Queue Position	Interconnection Request Receive Date	Queue Date	Application Status	Withdrawn Date	Study Process	Type-1	Type-2	Type-3	Fuel-1	Fuel-2	Fuel-3	MW-1	MW-2	MW-3	MW Total	Full Capacity, Partial or Energy Only (FC/P/EO)	Off-Peak Deliverability and Economic Only	County	State	Utility	Station or Transmission Line	Proposed On-line Date (as filed with IR)	Current On-line Date	Feasibility Study <i>or</i> Supplemental Review	System Impact Study <i>or</i> Phase I Cluster Study	Facilities Study (FAS) <i>or</i> Phase II Cluster Study	Optional Study (OS)	Interconnection Agreement Status	Reason for Withdrawal	
DEADHORSE WELLS GEOTHERMAL PROJECT	692	4/15/2011	3/31/2011	WITHDRAWN	3/28/2012	C04	Steam Turbine			Geothermal			27			27	Full Capacity		MINERAL	NV	SCE	Control Substation 115kV Bus	12/31/2013	12/31/2013	NA	Complete	None	NA			
DEL SUR SOLAR	693	3/31/2011	3/31/2011	WITHDRAWN	4/13/2012	C04	Photovoltaic			Solar			38			38	Full Capacity		LOS ANGELES	CA	SCE	Del Sur Substation 66kV Bus	6/1/2012	3/1/2013	NA	Complete	None	NA			
DESERT BELL SOLAR	694	3/31/2011	3/31/2011	WITHDRAWN	7/15/2011	C04	Photovoltaic			Solar			200			200	Full Capacity		RIVERSIDE	CA	SCE	Keim Substation, 500kV, 7.1 miles northeast of Colorado River Station	1/1/2014		NA	None	None	NA			
DIXIE-COMSTOCK GEOTHERMAL PROJECT	695	3/31/2011	3/31/2011	WITHDRAWN	5/3/2013	C04	Steam Turbine			Geothermal			38			38	Full Capacity		CHURCHILL	NV	SCE	Control Sub 115kV Bus	12/31/2014	12/31/2014	NA	Complete	Complete	NA			
DUNNIGAN	696	3/31/2011	3/31/2011	WITHDRAWN	4/17/2012	C04	Wind Turbine			Wind Turbine			301.35			301.35	Full Capacity		YOLO	CA	PG&E	Cortina - Vaca 230; Delevan - Vaca #1 230 KV, and Delevan - Vaca #2 230 KV	1/11/2014	11/1/2014	NA	Complete	None	NA			
EAGLE MOUNTAIN PUMP STORAGE #3	697	3/31/2011	3/31/2011	WITHDRAWN	1/13/2012	C04	Hydro			Water			1400			1400	Full Capacity		RIVERSIDE	CA	SCE	Red Bluff Substation 230kV	7/1/2017	7/1/2017	NA	None	None	NA			
EDWARDS CREEK GEOTHERMAL PROJECT	698	3/31/2011	3/31/2011	WITHDRAWN	3/28/2012	C04	Steam Turbine			Geothermal			38			38	Full Capacity		CHURCHILL	NV	SCE	Control Substation 115kV bus	12/31/2014	12/31/2014	NA	Complete	None	NA			
EE BORREGO II	699	3/31/2011	3/31/2011	WITHDRAWN	3/13/2012	C04	Photovoltaic			Solar			45			45	Full Capacity		SAN DIEGO	CA	SDGE	Borrego Substation 69kV bus	6/1/2015	6/1/2015	NA	None	None	NA			
EE ROSAMOND	700	3/31/2011	3/31/2011	WITHDRAWN	4/26/2012	C04	Photovoltaic			Solar			20			20	Full Capacity		KERN	CA	SCE	Rosamond-Del Sur 66kV line	12/31/2015	12/31/2015	NA	Complete	None	NA			
EGP SOLAR 1	701	3/31/2011	3/31/2011	WITHDRAWN	1/19/2012	C04	Photovoltaic			Solar			28			28	Full Capacity		SAN DIEGO	CA	SDGE	Borrego Substation 69kV	12/31/2013	12/31/2013	NA	None	None	NA			
EL SEGUNDO ENERGY CENTER 2 ( FKA EL SEGUNDO ENERGY CENTER-II)	702	3/31/2011	3/31/2011	WITHDRAWN	4/14/2017	C04	Combined Cycle			Natural Gas			435			435	Full Capacity		LOS ANGELES	CA	SCE	El Segundo Substation 230kV Bus	6/1/2017	3/31/2020	NA	Complete	Complete	NA	Executed	IC Request	




The California ISO Controlled Grid Generation Queue for All: Withdrawn

Report Run Date: 04/29/2025

							Generating Facility						Net MWs to Grid				Deliverability Status		Location		Point of Interconnection				Study Availability						
Project Name	Queue Position	Interconnection Request Receive Date	Queue Date	Application Status	Withdrawn Date	Study Process	Type-1	Type-2	Type-3	Fuel-1	Fuel-2	Fuel-3	MW-1	MW-2	MW-3	MW Total	Full Capacity, Partial or Energy Only (FC/P/EO)	Off-Peak Deliverability and Economic Only	County	State	Utility	Station or Transmission Line	Proposed On-line Date (as filed with IR)	Current On-line Date	Feasibility Study <i>or</i> Supplemental Review	System Impact Study <i>or</i> Phase I Cluster Study	Facilities Study (FAS) <i>or</i> Phase II Cluster Study	Optional Study (OS)	Interconnection Agreement Status	Reason for Withdrawal	
ENRICO MATSON III	703	3/31/2011	3/31/2011	WITHDRAWN	4/17/2012	C04	Photovoltaic			Solar			100			100	Full Capacity		FRESNO	CA	PGAE	Panoche - Oro Loma 115 KV Tap	6/23/2014	1/1/2015	NA	Complete	None	NA			
FORT MOJAVE SOLAR FARMS 2	704	3/31/2011	3/31/2011	WITHDRAWN	3/12/2012	C04	Photovoltaic			Solar			240			240	Full Capacity		SAN BERNARDINO	CA	SCE	Mojave Generating Station 500 kV bus	12/31/2016	12/31/2013	NA	None	None	NA			
GIFFEN 1	706	3/31/2011	3/31/2011	WITHDRAWN	4/17/2012	C04	Photovoltaic			Solar			17.90			17.90	Full Capacity		FRESNO	CA	PGAE	Giffen Substation 70KV	3/1/2014	3/1/2014	NA	Complete	None	NA			
GOLDEN HILLS SOLAR FARM	707	3/31/2011	3/31/2011	WITHDRAWN	5/3/2013	C04	Photovoltaic			Solar			70			70	Full Capacity		STANISLAUS	CA	PGAE	Solado sub 115 KV bus	7/1/2014	7/1/2014	NA	Complete	None	NA			
GOLDEN HILLS 1 WIND	708	3/31/2011	3/31/2011	WITHDRAWN	5/3/2013	C04	Wind Turbine			Wind Turbine			50			50	Full Capacity		ALAMEDA	CA	PGAE	Tesla - Keslo 230 KV	12/31/2013	12/31/2013	NA	Complete	Complete	NA			
GOOSE HAVEN ENERGY CENTER	710	3/31/2011	3/31/2011	WITHDRAWN	12/29/2011	C04	Photovoltaic			Solar			3			3	Full Capacity		SOLANO	CA	PGAE	Lambie Switching Station 230 KV	11/30/2013	11/30/2013	NA	None	None	NA			
GREAT VALLEY SOLAR	711	3/31/2011	3/31/2011	WITHDRAWN	3/30/2012	C04	Photovoltaic			Solar			120			120	Full Capacity		TULARE	CA	PGAE	Corcoran-Smyrna 115kV line	12/31/2013	12/31/2013	NA	None	None	NA			
HARBOR COGENERATION	712	3/31/2011	3/31/2011	WITHDRAWN	4/16/2012	C04	Combined Cycle			Natural Gas			28			28	Full Capacity		LOS ANGELES	CA	SCE	Harbor Cogeneration Facility	5/1/2015	5/1/2015	NA	Complete	None	NA			
HICKORY SOLAR FARM	713	3/31/2011	3/31/2011	WITHDRAWN	6/16/2011	C04	Photovoltaic			Solar			400			400	Full Capacity		IMPERIAL	CA	SDGE	Imperial Valley 230kV Sub	7/1/2014	7/1/2014	NA	None	None	NA			
HIDDEN HILLS RANCH	714	3/31/2011	3/31/2011	WITHDRAWN	4/26/2013	C04	Solar Thermal			Solar			540			540	Full Capacity		NYE	NV	VEA	Crazy Eye Tap Substation 230kV	6/30/2014	12/1/2014	NA	Complete	Complete	NA	None		
JACOBS CORNER SOLAR	715	3/31/2011	3/31/2011	WITHDRAWN	3/12/2012	C04	Photovoltaic			Solar			13.50			13.50	Full Capacity		KINGS	CA	PGAE	Jacob Corner Substation 70KV Bus	2/1/2013	2/1/2013	NA	None	None	NA			
JUNIPER SOLAR FARM	716	3/31/2011	3/31/2011	WITHDRAWN	3/22/2012	C04	Photovoltaic			Solar			100			100	Full Capacity		RIVERSIDE	CA	SCE	Colorado River Substation 230kV Bus	7/1/2014	7/1/2014	NA	Complete	None	NA			
KINGSOLAR I	717	3/31/2011	3/31/2011	WITHDRAWN	4/17/2012	C04	Photovoltaic			Solar			20			20	Energy Only		KINGS	CA	PGAE	Arco Sub 70 KV Bus	2/28/2013	6/1/2013	NA	Complete	None	NA			

The contents of these pages are subject to change without notice. Decisions based on information contained within the California ISO's web site are the visitor's sole responsibility.

				The California ISO Controlled Grid Generation Queue for All: Withdrawn																					Report Run Date: 04/29/2025					
							Generating Facility						Net MWs to Grid				Deliverability Status		Location		Point of Interconnection				Study Availability					
Project Name	Queue Position	Interconnection Request Receive Date	Queue Date	Application Status	Withdrawn Date	Study Process	Type-1	Type-2	Type-3	Fuel-1	Fuel-2	Fuel-3	MW-1	MW-2	MW-3	MW Total	Full Capacity, Partial or Energy Only (FC/P/EO)	Off-Peak Deliverability and Economic Only	County	State	Utility	Station or Transmission Line	Proposed On-line Date (as filed with IR)	Current On-line Date	Feasibility Study <i>or</i> Supplemental Review	System Impact Study <i>or</i> Phase I Cluster Study	Facilities Study (FAS) <i>or</i> Phase II Cluster Study	Optional Study (OS)	Interconnection Agreement Status	Reason for Withdrawal
KINGSOLAR III	718	3/31/2011	3/31/2011	WITHDRAWN	4/17/2012	C04	Photovoltaic			Solar			20			20	Energy Only		KINGS	CA	PGAE	Arco Sub 70 KV Bus	2/28/2013	6/1/2014	NA	Complete	None	NA		
LAMBIE ENERGY CENTER	719	3/31/2011	3/31/2011	WITHDRAWN	12/29/2011	C04	Photovoltaic			Solar			3			3	Full Capacity		SOLANO	CA	PGAE	Lambie Switching Station 230 KV	11/30/2013	11/30/2013	NA	None	None	NA		
LONE TREE WIND	721	3/31/2011	3/31/2011	WITHDRAWN	2/22/2012	C04	Wind Turbine			Wind Turbine			299			299	Full Capacity		ALAMEDA	CA	PGAE	Tesla - Westley 230 KV line	12/31/2013	12/31/2013	NA	None	None	NA		
LOOP RANCH WIND	722	3/31/2011	3/31/2011	WITHDRAWN	1/3/2012	C04	Wind Turbine			Wind Turbine			299			299	Full Capacity		KERN	CA	SCE	Windhub Substation 230kV	12/31/2013	12/31/2013	NA	None	None	NA		
MADISON SOLAR	724	3/31/2011	3/31/2011	WITHDRAWN	2/23/2012	C04	Photovoltaic			Solar			500			500	Full Capacity		KINGS	CA	PGAE	Gates 230 KV Bus	12/31/2017	12/31/2017	NA	None	None	NA		
MAGNOLIA SOLAR FARM	725	3/31/2011	3/31/2011	WITHDRAWN	2/7/2013	C04	Photovoltaic			Solar			90			90	Full Capacity		FRESNO	CA	PGAE	Hammond Sub 115 KV	7/1/2014	7/1/2014	NA	Complete	None	NA		
MARICOPA CALIFORNIA SOLAR FARMS I	726	3/31/2011	3/31/2011	WITHDRAWN	4/2/2012	C04	Photovoltaic			Solar			150			150	Full Capacity		KERN	CA	PGAE	Midway - Wheeler Ridge #1 and #2 230 kV	10/30/2013	10/20/2015	NA	None	None	NA		
MARICOPA CALIFORNIA SOLAR FARMS II	727	3/31/2011	3/31/2011	WITHDRAWN	4/2/2012	C04	Photovoltaic			Solar			150			150	Full Capacity		KERN	CA	PGAE	Midway - Wheeler Ridge #1 & #2 230 kV	10/30/2013	10/30/2013	NA	None	None	NA		
MARTELLA SOLAR	728	3/31/2011	3/31/2011	WITHDRAWN	6/13/2011	C04	Photovoltaic			Solar			20			20	Full Capacity		KINGS	CA	PGAE	69 KV POI is at a designated google coordinates	3/1/2013	3/1/2013	NA	None	None	NA		
MENDOTA SOLAR I	729	3/31/2011	3/31/2011	WITHDRAWN	4/17/2012	C04	Photovoltaic			Solar			75			75	Full Capacity		FRESNO	CA	PGAE	Mendota Sub 115 KV Bus	10/1/2013	10/1/2013	NA	None	None	NA		
MESA SOLAR	730	3/31/2011	3/31/2011	WITHDRAWN	4/18/2012	C04	Photovoltaic			Solar			500			500	Full Capacity		RIVERSIDE	CA	SCE	Colorado River Substation 230kV	12/31/2018	12/31/2018	NA	Complete	None	NA		
MIMOSA SOLAR FARM	731	3/31/2011	3/31/2011	WITHDRAWN	6/22/2011	C04	Photovoltaic			Solar			75			75	Full Capacity		FRESNO	CA	PGAE	Kearney Sub 230 KV	7/1/2014	7/1/2014	NA	None	None	NA		
MOJAVE VIEW SOLAR	732	3/31/2011	3/31/2011	WITHDRAWN	3/12/2012	C04	Photovoltaic			Solar			200			200	Full Capacity		KERN	CA	SCE	Windhub Substation 230kV bus	12/31/2013	12/31/2013	NA	None	None	NA		



The California ISO Controlled Grid Generation Queue for All: Withdrawn

Report Run Date: 04/29/2025


Project Name	Queue Position	Interconnection Request Receive Date	Queue Date	Application Status	Withdrawn Date	Study Process	Generating Facility						Net MWs to Grid				Deliverability Status		Location		Point of Interconnection		Proposed On-line Date (as filed with IR)	Current On-line Date	Study Availability					Reason for Withdrawal
							Type-1	Type-2	Type-3	Fuel-1	Fuel-2	Fuel-3	MW-1	MW-2	MW-3	MW Total	Full Capacity, Partial or Energy Only (FC/P/EO)	Off-Peak Deliverability and Economic Only	County	State	Utility	Station or Transmission Line			Feasibility Study <i>or</i> Supplemental Review	System Impact Study <i>or</i> Phase I Cluster Study	Facilities Study (FAS) <i>or</i> Phase II Cluster Study	Optional Study (OS)	Interconnection Agreement Status	
MONTEREY WIND	733	3/31/2011	3/31/2011	WITHDRAWN	1/19/2012	C04	Wind Turbine			Wind Turbine			150			150	Full Capacity		MONTEREY	CA	PGAE	Coburn Sub 230 KV	12/31/2013	12/31/2013	NA	None	None	NA		
MONTEZUMA WETLANDS	734	3/31/2011	3/31/2011	WITHDRAWN	4/17/2012	C04	Wind Turbine			Wind Turbine			250			250	Full Capacity		SOLANO	CA	PGAE	Birds Landing Substation 230 kV	11/1/2012	11/1/2012	NA	Complete	None	NA		
MOUNT SIGNAL SOLAR FARM III	735	11/2/2010	3/31/2011	WITHDRAWN	12/21/2011	C04	Photovoltaic			Solar			200			200	Full Capacity		IMPERIAL	CA	SDGE	Imperial Valley Substation 230kV	6/1/2014	6/1/2014	NA	None	None	NA		
MULE MOUNTAIN SOLAR PROJECT	736	3/31/2011	3/31/2011	WITHDRAWN	3/22/2012	C04	Photovoltaic			Solar			150			150	Full Capacity		RIVERSIDE	CA	SCE	Colorado River Substation 230kV bus	1/1/2014	1/1/2014	NA	Complete	None	NA		
NAS NORTH ISLAND COGENERATION	737	3/31/2011	3/31/2011	WITHDRAWN	1/30/2020	C04	Combustion Turbine			Natural Gas			4.70			4.70	Full Capacity		SAN DIEGO	CA	SDGE	North Island Metering Station 69 kV	12/1/2011	7/14/2014	NA	Complete	Complete	NA	Executed	
OTAY MESA ENERGY CENTER UPGRADE	739	3/31/2011	3/31/2011	WITHDRAWN	3/22/2012	C04	Combined Cycle			Natural Gas			20			20	Full Capacity		SAN DIEGO	CA	SDGE	Otay Mesa Substation	3/7/2013	3/7/2013	NA	Complete	None	NA		
SANDY VALLEY PHASE I SEGS (FKA PAHRUMP VALLEY SEGS)	740	3/31/2011	3/31/2011	WITHDRAWN	5/8/2013	C04	Steam Turbine			Solar			270			270	Full Capacity		CLARK	NV	VEA	Crazy Eyes Tap 230kV	9/30/2015	9/30/2016	NA	Complete	Complete	NA		None
PATHFINDER RENEWABLE WIND ENERGY	741	3/31/2011	3/31/2011	WITHDRAWN	4/18/2012	C04	Wind Turbine			Wind Turbine			3000			3000	Full Capacity		PLATTE	WY	SCE	Eldorado Substation 500kV Bus	3/3/2016	1/1/2020	NA	Complete	None	NA		
PLAINFIELD SOLAR	742	3/31/2011	3/31/2011	WITHDRAWN	6/13/2011	C04	Photovoltaic			Solar			20			20	Full Capacity		YOLO	CA	PGAE	Line Tap to 69 KV - Plainfield	3/1/2013	3/1/2013	NA	None	None	NA		
BOLTHOUSE SOLAR (FKA PUMPJACK SOLAR)	743	3/31/2011	3/31/2011	WITHDRAWN	4/17/2012	C04	Photovoltaic			Solar			100			100	Full Capacity		KERN	CA	PGAE	Morrow Bay - Midway #1 & #2 230 KV	5/2/2015	5/2/2015	NA	None	None	NA		
RE ALPINE	745	3/31/2011	3/31/2011	WITHDRAWN	6/20/2011	C04	Photovoltaic			Solar			20			20	Full Capacity		FRESNO	CA	PGAE	Coalinga - Gates #1 70 KV	12/31/2013	12/31/2013	NA	None	None	NA		
RE BLUE STAR	747	3/31/2011	3/31/2011	WITHDRAWN	3/20/2012	C04	Photovoltaic			Solar			20			20	Full Capacity		KERN	CA	PGAE	Smyrna - Semitropic - Midway 115 KV	12/31/2013	12/31/2013	NA	None	None	NA		





The California ISO Controlled Grid Generation Queue for All: Withdrawn


Report Run Date: 04/29/2025

							Generating Facility						Net MWs to Grid				Deliverability Status		Location		Point of Interconnection				Study Availability						
Project Name	Queue Position	Interconnection Request Receive Date	Queue Date	Application Status	Withdrawn Date	Study Process	Type-1	Type-2	Type-3	Fuel-1	Fuel-2	Fuel-3	MW-1	MW-2	MW-3	MW Total	Full Capacity, Partial or Energy Only (FC/P/EO)	Off-Peak Deliverability and Economic Only	County	State	Utility	Station or Transmission Line	Proposed On-line Date (as filed with IR)	Current On-line Date	Feasibility Study <i>or</i> Supplemental Review	System Impact Study <i>or</i> Phase I Cluster Study	Facilities Study (FAS) <i>or</i> Phase II Cluster Study	Optional Study (OS)	Interconnection Agreement Status	Reason for Withdrawal	
RE CANNON	748	3/31/2011	3/31/2011	WITHDRAWN	3/20/2012	C04	Photovoltaic			Solar			20			20	Full Capacity		KERN	CA	PGAE	Smyrna - Semitropic - Midway 115 KV line	12/31/2013	12/31/2013	NA	None	None	NA			
RE COBB	749	3/31/2011	3/31/2011	WITHDRAWN	3/20/2012	C04	Photovoltaic			Solar			5			5	Full Capacity		KERN	CA	PGAE	Old River - Kern #1 70 KV	12/31/2013	12/31/2013	NA	None	None	NA			
RE GOLDTOWN	750	3/31/2011	3/31/2011	WITHDRAWN	6/27/2011	C04	Photovoltaic			Solar			20			20	Full Capacity		KERN	CA	SCE	Either Goldtown-Corum or Goldtown-Lancaster 66kV line on Holt St.	12/31/2014	12/31/2014	NA	None	None	NA			
RE JAMESON	751	3/31/2011	3/31/2011	WITHDRAWN	3/20/2013	C04	Photovoltaic			Solar			5			5	Full Capacity		FRESNO	CA	PGAE	Strout SW Station 70kV	12/31/2013	12/31/2013	NA	Complete	None	NA			
RE LINCOLN	752	3/31/2011	3/31/2011	WITHDRAWN	7/17/2014	C04	Photovoltaic			Solar			12			12	Full Capacity		KINGS	CA	PGAE	Guernsey - Henrietta 70 KV	12/31/2013	12/31/2014	NA	Complete	Complete	NA			
RE MONTEREY	753	3/31/2011	3/31/2011	WITHDRAWN	3/20/2012	C04	Photovoltaic			Solar			3			3	Full Capacity		FRESNO	CA	PGAE	Gates - Coalinga #1 70 KV	12/31/2013	12/31/2013	NA	None	None	NA			
RE OASIS	754	3/31/2011	3/31/2011	WITHDRAWN	6/27/2011	C04	Photovoltaic			Solar			300			300	Full Capacity		RIVERSIDE	CA	SCE	220kV Red Bluff Substation	12/31/2014	12/31/2014	NA	None	None	NA			
RE OIL CITY	755	3/31/2011	3/31/2011	WITHDRAWN	6/20/2011	C04	Photovoltaic			Solar			20			20	Full Capacity		FRESNO	CA	PGAE	Gates - Coalinga #1 70 KV	12/31/2013	12/31/2013	NA	None	None	NA			
RE PADRE	756	3/31/2011	3/31/2011	WITHDRAWN	2/28/2012	C04	Photovoltaic			Solar			60			60	Full Capacity		SAN DIEGO	CA	SDGE	Borrego substation 69kV	12/31/2013	12/31/2013	NA	None	None	NA			
RE PALMER	757	3/31/2011	3/31/2011	WITHDRAWN	6/20/2011	C04	Photovoltaic			Solar			20			20	Full Capacity		FRESNO	CA	PGAE	Gates - Coalinga #1 70 KV	12/31/2013	12/31/2013	NA	None	None	NA			
RE SOLEDAD	758	3/31/2011	3/31/2011	WITHDRAWN	6/27/2011	C04	Photovoltaic			Solar			19.98			19.98	Full Capacity		KERN	CA	SCE	Goldtown-Corum or Goldtown-Lancaster 66kV line	12/31/2014	12/31/2014	NA	None	None	NA			
RE TRACTOR	759	3/31/2011	3/31/2011	WITHDRAWN	6/20/2011	C04	Photovoltaic			Solar			20			20	Full Capacity		FRESNO	CA	PGAE	Gates - Coalinga #1 70 KV	12/31/2013	12/31/2013	NA	None	None	NA			

 California ISO				The California ISO Controlled Grid Generation Queue for All: Withdrawn																					Report Run Date: 04/29/2025						
							Generating Facility						Net MWs to Grid				Deliverability Status		Location		Point of Interconnection				Study Availability						
Project Name	Queue Position	Interconnection Request Receive Date	Queue Date	Application Status	Withdrawn Date	Study Process	Type-1	Type-2	Type-3	Fuel-1	Fuel-2	Fuel-3	MW-1	MW-2	MW-3	MW Total	Full Capacity, Partial or Energy Only (FC/P/EO)	Off-Peak Deliverability and Economic Only	County	State	Utility	Station or Transmission Line	Proposed On-line Date (as filed with IR)	Current On-line Date	Feasibility Study <i>or</i> Supplemental Review	System Impact Study <i>or</i> Phase I Cluster Study	Facilities Study (FAS) <i>or</i> Phase II Cluster Study	Optional Study (OS)	Interconnection Agreement Status	Reason for Withdrawal	
RE WILDWOOD	760	3/31/2011	3/31/2011	WITHDRAWN	3/20/2012	C04	Photovoltaic			Solar			20			20	Full Capacity		KERN	CA	PGAE	Smyrna - Semitropic - Midway #1 115 KV	12/31/2013	12/31/2013	NA	None	None	NA			
RE WILLOW SPRINGS	761	3/31/2011	3/31/2011	WITHDRAWN	6/27/2011	C04	Photovoltaic			Solar			20			20	Full Capacity		KERN	CA	SCE	Cal Cement-Antelope 66kV line	12/31/2014	12/31/2014	NA	None	None	NA			
SAGE SOLAR FARM	762	3/31/2011	3/31/2011	WITHDRAWN	5/3/2013	C04	Photovoltaic			Solar			70			70	Full Capacity		CONTRA COSTA	CA	PGAE	Contra Costa-Delta SW Yard 230kV	7/1/2014	7/1/2014	NA	Complete	None	NA			
SAN JOAQUIN 2B	763	3/31/2011	3/31/2011	WITHDRAWN	4/17/2012	C04	Photovoltaic			Solar			20			20	Full Capacity		FRESNO	CA	PGAE	Stroud SW Sta 70 KV	12/1/2013	12/1/2013	NA	None	None	NA			
SANTA CATARINA WIND	764	3/31/2011	3/31/2011	WITHDRAWN	3/13/2012	C04	Wind Turbine			Wind Turbine			508			508	Full Capacity		ENSENADA	MX	SDGE	Imperial Valley Substation 500kV Bus	12/31/2014	12/31/2014	NA	None	None	NA			
FRONTIER SOLAR II (FKA SCATEC WESTSIDE SOLAR RANCH II)	765	3/31/2011	3/31/2011	WITHDRAWN	4/26/2013	C04	Photovoltaic			Solar			30			30	Full Capacity		STANISLAUS	CA	PGAE	Salado - Newman 60 KV	10/1/2013	10/1/2013	NA	Complete	Complete	NA			
SILVERTREE GREENWORKS	766	3/31/2011	3/31/2011	WITHDRAWN	3/30/2012	C04	Photovoltaic			Solar			150			150	Full Capacity		IMPERIAL	CA	SDGE	Imperial Valley Substation 230kV bus	12/31/2014	12/31/2014	NA	Complete	None	NA			
SOLDIER FLAT	767	3/31/2011	3/31/2011	WITHDRAWN	2/23/2012	C04	Wind Turbine			Wind Turbine			400			400	Full Capacity		KERN	CA	SCE	Highwind Substation 230kV bus	7/1/2015	7/1/2015	NA	None	None	NA			
SUNCREST IMPERIAL SEGS	770	3/31/2011	3/31/2011	WITHDRAWN	2/16/2012	C04	Steam Turbine			Solar			1080			1080	Full Capacity		IMPERIAL	CA	SDGE	ECO Sub 230kV	6/30/2015	6/30/2015	NA	None	None	NA			
TA-EAST LANCASTER	771	3/31/2011	3/31/2011	WITHDRAWN	2/21/2012	C04	Photovoltaic			Solar			14			14	Full Capacity		LOS ANGELES	CA	SCE	Plute-Lancaster 66kV line	3/3/2012	3/1/2013	NA	None	None	NA			
TESLA SOLAR FARM	772	3/31/2011	3/31/2011	WITHDRAWN	2/23/2012	C04	Photovoltaic			Solar			100			100	Full Capacity		SAN JOAQUIN	CA	PGAE	Stanislaus - Manteca #2 115 kV Line	6/1/2014	6/1/2014	NA	None	None	NA			
THUNDERHILL SOLAR POWER UNIT 2	773	3/31/2011	3/31/2011	WITHDRAWN	4/17/2012	C04	Photovoltaic			Solar			18			18	Full Capacity		GLENN	CA	PGAE	Elk Creek 60 KV Tap	6/1/2013	6/1/2013	NA	None	None	NA			

				The California ISO Controlled Grid Generation Queue for All: Withdrawn																						Report Run Date: 04/29/2025					
							Generating Facility						Net MWs to Grid				Deliverability Status		Location		Point of Interconnection				Study Availability						
Project Name	Queue Position	Interconnection Request Receive Date	Queue Date	Application Status	Withdrawn Date	Study Process	Type-1	Type-2	Type-3	Fuel-1	Fuel-2	Fuel-3	MW-1	MW-2	MW-3	MW Total	Full Capacity, Partial or Energy Only (FC/P/EO)	Off-Peak Deliverability and Economic Only	County	State	Utility	Station or Transmission Line	Proposed On-line Date (as filed with IR)	Current On-line Date	Feasibility Study <i>or</i> Supplemental Review	System Impact Study <i>or</i> Phase I Cluster Study	Facilities Study (FAS) <i>or</i> Phase II Cluster Study	Optional Study (OS)	Interconnection Agreement Status	Reason for Withdrawal	
TUNGSTEN MOUNTAIN GEOTHERMAL PROJECT	774	3/31/2011	3/31/2011	WITHDRAWN	3/26/2012	C04	Steam Turbine			Geothermal			38			38	Full Capacity		CHURCHILL	NV	SCE	Control Substation 115 kV bus	12/31/2013	12/31/2013	NA	Complete	None	NA			
UTICA 25MW PV PROJECT	776	3/31/2011	3/31/2011	WITHDRAWN	1/26/2012	C04	Photovoltaic			Solar			25			25	Full Capacity		KINGS	CA	PGAE	Tulare Lake - Arco 70 KV	12/31/2014	12/31/2014	NA	None	None	NA			
WELLHEAD POWER KERN 3	777	3/31/2011	3/31/2011	WITHDRAWN	6/10/2011	C04	Combustion Turbine			Natural Gas			400			400	Full Capacity		KERN	CA	SCE	Pastoria-Magunden 230kV line	7/1/2015	7/1/2015	NA	None	None	NA			
ZAMORA SOLAR	780	3/31/2011	3/31/2011	WITHDRAWN	3/26/2012	C04	Photovoltaic			Solar			30			30	Full Capacity		YOLO	CA	PGAE	Woodland - Zamora - Rio Oso #2 115kV Bus	3/1/2013	3/1/2013	NA	None	None	NA			
ZODIAC SOLAR	781	3/31/2011	3/31/2011	WITHDRAWN	8/6/2015	C04	Photovoltaic			Solar			0.10			0.10	Full Capacity		SAN DIEGO	CA	SDGE	Barrett-Cameron 69kV line	12/31/2014	11/30/2015	NA	Complete	Complete	NA			
CSED BARSTOW ROAD 100 MW PV GENERATING STATION	782	3/31/2011	3/31/2011	WITHDRAWN	4/27/2012	C04	Photovoltaic			Solar			100			100	Full Capacity		SAN BERNARDINO	CA	SCE	Jasper Switching Station 220kV bus	6/1/2014	6/1/2014	NA	Complete	None	NA			
DAGGETT SOLAR PROJECT	783	3/31/2011	3/31/2011	WITHDRAWN	4/11/2012	C04	Photovoltaic			Solar			200			200	Full Capacity		SAN BERNARDINO	CA	SCE	Cool Water Substation 115kV	6/1/2014	6/1/2018	NA	Complete	None	NA			
GWF TRACY SOLAR	784	3/31/2011	3/31/2011	WITHDRAWN	4/20/2012	C04	Photovoltaic			Solar			50			50	Full Capacity		SAN JOAQUIN	CA	PGAE	Schulte sub 115 KV	6/2/2014	6/2/2014	NA	Complete	None	NA			
HIGH DESERT SOLAR	785	3/31/2011	3/31/2011	WITHDRAWN	3/12/2012	C04	Photovoltaic			Solar			16			16	Full Capacity		KERN	CA	SCE	Silver Queen-Goldtown 69kV line	1/5/2013	1/5/2013	NA	None	None	NA			
HIGHWAY 58 SOLAR ENERGY PROJECT	786	3/31/2011	3/31/2011	WITHDRAWN	2/29/2012	C04	Photovoltaic			Solar			80			80	Full Capacity		KERN	CA	SCE	Windhub Substation 66kV	12/1/2014	12/1/2014	NA	None	None	NA			
REDDY I	787	3/31/2011	3/31/2011	WITHDRAWN	4/17/2012	C04	Photovoltaic			Solar			8			8	Full Capacity		KERN	CA	PGAE	Arco-Cameras 70 kV Line	10/7/2014	1/1/2015	NA	None	None	NA			
ROYAL SOLAR PROJECT	788	3/31/2011	3/31/2011	WITHDRAWN	4/12/2012	C04	Photovoltaic			Solar			100			100	Full Capacity		LOS ANGELES	CA	SCE	Antelope Substation 66kV bus	6/1/2014	6/1/2018	NA	Complete	None	NA			
RUGGED SOLAR FARM	789	3/30/2011	3/31/2011	WITHDRAWN	3/4/2025	C04	Photovoltaic			Solar			71.88			71.88	Energy Only	Off-Peak Deliverability	SAN DIEGO	CA	SDGE	Boulevard East Substation 69 kV	7/31/2015	4/1/2025	NA	Complete	Complete	NA	Executed	IC Request	

				The California ISO Controlled Grid Generation Queue for All: Withdrawn																						Report Run Date: 04/29/2025					
							Generating Facility						Net MWs to Grid				Deliverability Status		Location		Point of Interconnection				Study Availability						
Project Name	Queue Position	Interconnection Request Receive Date	Queue Date	Application Status	Withdrawn Date	Study Process	Type-1	Type-2	Type-3	Fuel-1	Fuel-2	Fuel-3	MW-1	MW-2	MW-3	MW Total	Full Capacity, Partial or Energy Only (FC/P/EO)	Off-Peak Deliverability and Economic Only	County	State	Utility	Station or Transmission Line	Proposed On-line Date (as filed with IR)	Current On-line Date	Feasibility Study <i>or</i> Supplemental Review	System Impact Study <i>or</i> Phase I Cluster Study	Facilities Study (FAS) <i>or</i> Phase II Cluster Study	Optional Study (OS)	Interconnection Agreement Status	Reason for Withdrawal	
SUNSHINE 3	790	3/31/2011	3/31/2011	WITHDRAWN	2/22/2012	C04	Photovoltaic			Solar			45			45	Full Capacity		KERN	CA	SCE	Antelope-Rosamond 66kV line	6/1/2014	6/1/2014	NA	None	None	NA			
WILDFLOWER GREEN ENERGY FARM- SOLAR	791	3/31/2011	3/31/2011	WITHDRAWN	3/12/2012	C04	Photovoltaic			Solar			150			150	Full Capacity		LOS ANGELES	CA	SCE	Antelope Substation 220kV Bus	7/31/2013	7/31/2013	NA	None	None	NA			
SILURIAN VALLEY WIND	792	3/31/2011	3/31/2011	WITHDRAWN	4/13/2012	C04	Wind Turbine			Wind Turbine			200			200	Full Capacity		SAN BERNARDINO	CA	SCE	Ivanpah Substation 220kV bus	9/1/2014	12/15/2015	NA	Complete	None	NA			
TCA SOLAR GOLDTOWN	793	3/31/2011	3/31/2011	WITHDRAWN	3/26/2012	C04	Photovoltaic			Solar			75			75	Full Capacity		KERN	CA	SCE	Goldtown Substation 66kV Bus	4/1/2013	12/31/2015	NA	Complete	None	NA			
TIERRA DEL SOL SOLAR FARM	794	3/30/2011	3/31/2011	WITHDRAWN	2/19/2015	C04	Photovoltaic			Solar			45			45	Full Capacity		SAN DIEGO	CA	SDGE	Boulevard East Substation 138kV	4/30/2015	5/31/2016	NA	Complete	Complete	NA			
HOLLY RANCH	797	3/31/2011	3/31/2011	WITHDRAWN	4/14/2014	C04	Photovoltaic			Solar			0.50			0.50	Full Capacity		RIVERSIDE	CA	SCE	Red Bluff Substation 230kV	12/31/2014	12/31/2014	NA	Complete	Complete	NA			
SP BLYTHE 1	798	12/15/2010	3/31/2011	WITHDRAWN	11/9/2016	C04	Photovoltaic			Solar			221			221	Energy Only		RIVERSIDE	CA	SCE	Colorado River Substation 230kV	12/31/2014	9/30/2018	NA	Complete	Complete	NA		IC Request	
ASPIRATION SOLAR D	799	3/31/2011	3/31/2011	WITHDRAWN	7/28/2016	C04	Photovoltaic			Solar			0.10			0.10	Full Capacity		FRESNO	CA	PGAE	Mendota-San Joaquin-Helm 70kV	12/31/2014	11/30/2015	NA	Complete	Complete	NA		None	
ASPIRATION SOLAR E	800	3/31/2011	3/31/2011	WITHDRAWN	7/28/2016	C04	Photovoltaic			Solar			0.10			0.10	Full Capacity		FRESNO	CA	PGAE	Mendota-San Joaquin-Helm 70kV	12/31/2014	11/30/2015	NA	Complete	Complete	NA		None	
BUTTE SOLAR	801	3/31/2011	3/31/2011	WITHDRAWN	6/30/2011	C04	Photovoltaic			Solar			75			75	Full Capacity		BUTTE	CA	PGAE	Butte-Table Mountain 115kV No. 2	2/28/2014	2/28/2014	NA	None	None	NA			
CANDLEWOOD WIND	802	3/31/2011	3/31/2011	WITHDRAWN	6/23/2011	C03	Wind Turbine			Wind Turbine			150			150	Energy Only		IMPERIAL	CA	SDGE	500kV at Ocotillo Express	12/31/2013	12/31/2013	NA	None	None	NA			
CENTRAL VALLEY I SEGS	803	3/31/2011	3/31/2011	WITHDRAWN	3/30/2012	C04	Steam Turbine			Solar			1080			1080	Full Capacity		KERN	CA	PGAE	Midway - Wheeler Ridge #1 & #2 230 kV	6/30/2015	6/30/2015	NA	None	None	NA			

 California ISO				The California ISO Controlled Grid Generation Queue for All: Withdrawn																						Report Run Date: 04/29/2025					
							Generating Facility						Net MWs to Grid				Deliverability Status		Location		Point of Interconnection				Study Availability						
Project Name	Queue Position	Interconnection Request Receive Date	Queue Date	Application Status	Withdrawn Date	Study Process	Type-1	Type-2	Type-3	Fuel-1	Fuel-2	Fuel-3	MW-1	MW-2	MW-3	MW Total	Full Capacity, Partial or Energy Only (FC/P/EO)	Off-Peak Deliverability and Economic Only	County	State	Utility	Station or Transmission Line	Proposed On-line Date (as filed with IR)	Current On-line Date	Feasibility Study <i>or</i> Supplemental Review	System Impact Study <i>or</i> Phase I Cluster Study	Facilities Study (FAS) <i>or</i> Phase II Cluster Study	Optional Study (OS)	Interconnection Agreement Status	Reason for Withdrawal	
CENTRAL VALLEY II SEGS	804	3/31/2011	3/31/2011	WITHDRAWN	3/30/2012	C04	Steam Turbine			Solar			540			540	Full Capacity		KERN	CA	PGAE	Arco Substation 230 KV bus	6/30/2015	12/1/2015	NA	None	None	NA			
CITIZEN SOLAR C	805	3/31/2011	3/31/2011	WITHDRAWN	7/28/2016	C04	Photovoltaic			Solar			0.10			0.10	Full Capacity		FRESNO	CA	PGAE	Mendota-San Joaquin-Helm 69K	12/31/2014	11/30/2015	NA	Complete	Complete	NA		None	
CITIZEN SOLAR D	806	3/31/2011	3/31/2011	WITHDRAWN	7/28/2016	C04	Photovoltaic			Solar			0.10			0.10	Full Capacity		FRESNO	CA	PGAE	Mendota-San Joaquin-Helm 70 KV	12/31/2014	11/30/2015	NA	Complete	Complete	NA		None	
CVH POWER I	807	3/29/2011	3/31/2011	WITHDRAWN	4/26/2012	C04	Photovoltaic			Solar			300			300	Full Capacity		MARICOPA	AZ	SCE	Harquahala Substation 500kV	9/15/2014	9/15/2014	NA	None	None	NA			
CVH POWER II	808	3/29/2011	3/31/2011	WITHDRAWN	8/5/2011	C04	Photovoltaic			Solar			700			700	Full Capacity		MARICOPA	AZ	SCE	Harquahala Substation 500kV	9/15/2014	9/15/2014	NA	None	None	NA			
ELEVATION SOLAR C	809	3/31/2011	3/31/2011	WITHDRAWN	7/28/2016	C04	Photovoltaic			Solar			0.10			0.10	Full Capacity		FRESNO	CA	PGAE	Stroud switching station 70kV	12/31/2014	5/30/2017	NA	Complete	Complete	NA		None	
FRESNO SOLAR	810	3/31/2011	3/31/2011	WITHDRAWN	3/30/2012	C04	Photovoltaic			Solar			100			100	Full Capacity		FRESNO	CA	PGAE	Gates-McCall 230kV	2/28/2014	2/28/2014	NA	None	None	NA			
GRAHAM SOLAR FARM I EXPANSION	811	3/31/2011	3/31/2011	WITHDRAWN	4/17/2012	C04	Photovoltaic			Solar			20			20	Full Capacity		FRESNO	CA	PGAE	Schindler Substation 115 KV Bus	6/30/2013	12/25/2013	NA	Complete	None	NA			
GRAHAM SOLAR FARM II	812	3/31/2011	3/31/2011	WITHDRAWN	4/17/2012	C04	Photovoltaic			Solar			20			20	Full Capacity		FRESNO	CA	PGAE	Schindler Substation 115 KV Bus	6/30/2013	12/25/2013	NA	Complete	None	NA			
GRAHAM SOLAR FARM II EXPANSION	813	3/31/2011	3/31/2011	WITHDRAWN	4/17/2012	C04	Photovoltaic			Solar			20			20	Full Capacity		FRESNO	CA	PGAE	Schindler Substation 115 KV Bus	6/30/2013	12/25/2013	NA	Complete	None	NA			
INSPIRATION SOLAR C	814	3/31/2011	3/31/2011	WITHDRAWN	7/28/2016	C04	Photovoltaic			Solar			0.10			0.10	Full Capacity		FRESNO	CA	PGAE	Stroud switching station 70kV	12/31/2014	5/30/2017	NA	Complete	Complete	NA		None	
INSPIRATION SOLAR E	815	3/31/2011	3/31/2011	WITHDRAWN	7/28/2016	C04	Photovoltaic			Solar			0.10			0.10	Full Capacity		FRESNO	CA	PGAE	Stroud switching station 70kV	12/31/2014	5/30/2017	NA	Complete	Complete	NA		None	
INSPIRATION SOLAR F	816	3/31/2011	3/31/2011	WITHDRAWN	7/28/2016	C04	Photovoltaic			Solar			0.10			0.10	Full Capacity		FRESNO	CA	PGAE	Stroud switching station 70kV	12/31/2014	5/30/2017	NA	Complete	Complete	NA		None	
JERSEY AVE 20 MW SOLAR PROJECT	817	3/31/2011	3/31/2011	WITHDRAWN	2/28/2012	C04	Photovoltaic			Solar			20			20	Full Capacity		TULARE	CA	PGAE	Henrietta-GWF 115kV	6/30/2012	6/30/2012	NA	None	None	NA			




The California ISO Controlled Grid Generation Queue for All: Withdrawn

Report Run Date: 04/29/2025


Project Name	Queue Position	Interconnection Request Receive Date	Queue Date	Application Status	Withdrawn Date	Study Process	Generating Facility						Net MWs to Grid				Deliverability Status		Location		Point of Interconnection		Proposed On-line Date (as filed with IR)	Current On-line Date	Study Availability					Reason for Withdrawal
							Type-1	Type-2	Type-3	Fuel-1	Fuel-2	Fuel-3	MW-1	MW-2	MW-3	MW Total	Full Capacity, Partial or Energy Only (FC/P/EO)	Off-Peak Deliverability and Economic Only	County	State	Utility	Station or Transmission Line			Feasibility Study <i>or</i> Supplemental Review	System Impact Study <i>or</i> Phase I Cluster Study	Facilities Study (FAS) <i>or</i> Phase II Cluster Study	Optional Study (OS)	Interconnection Agreement Status	
LE GRAND CA 20 MW SOLAR PROJECT	818	3/31/2011	3/31/2011	WITHDRAWN	3/30/2012	C04	Photovoltaic			Solar			20			20	Full Capacity		MERCED	CA	PGAE	Le Grand 115 KV	6/30/2013	6/30/2013	NA	None	None	NA		
WESTLANDS LEMOORE SOLAR	819	3/31/2011	3/31/2011	WITHDRAWN	3/12/2012	C04	Photovoltaic			Solar			250			250	Full Capacity		KINGS	CA	PGAE	Gates Substation 500 KV	12/31/2014	12/31/2014	NA	None	None	NA		
LIBERTY SOLAR	820	3/31/2011	3/31/2011	WITHDRAWN	7/29/2016	C04	Photovoltaic			Solar			0.10			0.10	Full Capacity		FRESNO	CA	PGAE	Mendota Sub 115KV Bus	12/31/2014	12/31/2016	NA	Complete	Complete	NA		None
MADERA SOLAR	821	3/31/2011	3/31/2011	WITHDRAWN	3/29/2012	C04	Photovoltaic			Solar			60			60	Full Capacity		MADERA	CA	PGAE	Borden Sub 70 KV Bus	2/28/2014	2/28/2014	NA	None	None	NA		
WESTSIDE RENEWAL PV PROJECT	822	3/31/2011	3/31/2011	WITHDRAWN	3/29/2012	C04	Photovoltaic			Solar			110			110	Full Capacity		KINGS	CA	PGAE	Gates - Midway 230 KV	2/28/2014	2/28/2014	NA	None	None	NA		
NORTH VALLEY SOLAR	823	3/31/2011	3/31/2011	WITHDRAWN	7/28/2016	C04	Photovoltaic			Solar			0.10			0.10	Full Capacity		FRESNO	CA	PGAE	Oro Loma - Panoche 115 KV	12/31/2014	5/30/2017	NA	Complete	Complete	NA		None
PATRIOT SOLAR A	824	3/31/2011	3/31/2011	WITHDRAWN	8/9/2016	C04	Photovoltaic			Solar			20			20	Energy Only		FRESNO	CA	PGAE	Mendota Sub 115 KV Bus	12/31/2014	3/31/2018	NA	Complete	Complete	NA		None
PATRIOT SOLAR B	825	3/31/2011	3/31/2011	WITHDRAWN	8/9/2016	C04	Photovoltaic			Solar			20			20	Energy Only		FRESNO	CA	PGAE	Mendota Sub 115 KV Bus	12/31/2014	3/31/2018	NA	Complete	Complete	NA		None
ORION SOLAR KERN COUNTY 3	826	3/31/2011	3/31/2011	WITHDRAWN	6/30/2011	C04	Photovoltaic			Solar			20			20	Full Capacity		KERN	CA	PGAE	Westfield Sub 70 KV	12/31/2013	12/31/2013	NA	None	None	NA		
SAN JOAQUIN SOLAR	827	3/31/2011	3/31/2011	WITHDRAWN	3/30/2012	C04	Photovoltaic			Solar			100			100	Full Capacity		SAN JOAQUIN	CA	PGAE	Bellota - Tesla #2 230 KV	2/28/2014	2/28/2014	NA	None	None	NA		
SEMITROPIC SOLAR	828	3/31/2011	3/31/2011	WITHDRAWN	4/17/2012	C04	Photovoltaic			Solar			50			50	Full Capacity		KERN	CA	PGAE	Smyrna Sub 115 KV Bus	4/30/2014	4/30/2014	NA	None	None	NA		
SOLANO SOLAR	830	3/31/2011	3/31/2011	WITHDRAWN	3/26/2012	C04	Photovoltaic			Solar			80			80	Full Capacity		SOLANO	CA	PGAE	Vaca - Dixon Sub 115 KV Bus	2/28/2014	2/28/2014	NA	None	None	NA		
SONORAN WEST I SEGS	831	3/31/2011	3/31/2011	WITHDRAWN	5/8/2013	C04	Steam Turbine			Solar			270			270	Full Capacity		RIVERSIDE	CA	SCE	Colorado River Substation 230kV	1/1/2016	10/31/2016	NA	Complete	Complete	NA		
STANISLAUS SOLAR	832	3/31/2011	3/31/2011	WITHDRAWN	7/8/2011	C04	Photovoltaic			Solar			75			75	Full Capacity		STANISLAUS	CA	PGAE	Tesla - Miller 115 KV	2/28/2014	2/28/2014	NA	None	None	NA		
WARTHAN CREEK SOLAR PROJECT	833	3/31/2011	3/31/2011	WITHDRAWN	3/30/2012	C04	Photovoltaic			Solar			20			20	Full Capacity		FRESNO	CA	PGAE	Coalinga 70 KV	12/1/2013	12/1/2013	NA	None	None	NA		
WELLHEAD POWER KERN 1	834	3/31/2011	3/31/2011	WITHDRAWN	4/13/2012	C04	Combustion Turbine			Natural Gas			49			49	Full Capacity		KERN	CA	SCE	Gorman-Kern River 66kV line	6/1/2013	6/1/2013	NA	Complete	None	NA		


The contents of these pages are subject to change without notice. Decisions based on information contained within the California ISO's web site are the visitor's sole responsibility.


				The California ISO Controlled Grid Generation Queue for All: Withdrawn																						Report Run Date: 04/29/2025					
							Generating Facility						Net MWs to Grid				Deliverability Status		Location		Point of Interconnection				Study Availability						
Project Name	Queue Position	Interconnection Request Receive Date	Queue Date	Application Status	Withdrawn Date	Study Process	Type-1	Type-2	Type-3	Fuel-1	Fuel-2	Fuel-3	MW-1	MW-2	MW-3	MW Total	Full Capacity, Partial or Energy Only (FC/P/EO)	Off-Peak Deliverability and Economic Only	County	State	Utility	Station or Transmission Line	Proposed On-line Date (as filed with IR)	Current On-line Date	Feasibility Study <i>or</i> Supplemental Review	System Impact Study <i>or</i> Phase I Cluster Study	Facilities Study (FAS) <i>or</i> Phase II Cluster Study	Optional Study (OS)	Interconnection Agreement Status	Reason for Withdrawal	
WSP 3	835	3/31/2011	3/31/2011	WITHDRAWN	3/7/2012	C04	Photovoltaic			Solar			800			800	Full Capacity		KINGS	CA	PG&E	Gates Sub 500 KV Bus	2/1/2018	2/1/2018	NA	None	None	NA			
AREVA SOLAR AZ I	836	3/31/2011	3/31/2011	WITHDRAWN	3/26/2012	C04	Steam Turbine			Solar			150			150	Full Capacity		YUMA	AZ	SDGE	North Gila Substation 500 kV	12/1/2015	12/1/2015	NA	Complete	None	NA			
JACUMBA II SOLAR FARM	837	3/31/2011	3/31/2011	WITHDRAWN	5/8/2013	C04	Photovoltaic			Solar			20			20	Full Capacity		SAN DIEGO	CA	SDGE	East County (ECO) Substation 138kV	5/1/2013	2/1/2016	NA	Complete	None	NA			
DESERT HARVEST SOLAR FARM	839	3/31/2011	3/31/2011	WITHDRAWN	3/28/2012	C04	Photovoltaic			Solar			100			100	Full Capacity		IMPERIAL	CA	SCE	Colorado River Substation 230kV bus	11/30/2015	11/30/2015	NA	Complete	None	NA			
DESERT QUARTZITE SOLAR	840	3/31/2011	3/31/2011	WITHDRAWN	3/22/2012	C04	Photovoltaic			Solar			300			300	Full Capacity		RIVERSIDE	CA	SCE	Colorado River Substation 230kV bus	12/31/2015	12/31/2015	NA	Complete	None	NA			
HYDER SOLAR ENERGY PROJECT	841	3/31/2011	3/31/2011	WITHDRAWN	3/30/2012	C04	Steam Turbine			Solar			250			250	Full Capacity		YUMA	AZ	SDGE	Hassayampa-North Gila 500kV	9/1/2014	9/1/2014	NA	Complete	None	NA			
JASPER SEGS (FKA SONORAN WEST II)	842	3/31/2011	3/31/2011	WITHDRAWN	3/30/2012	C04	Steam Turbine			Solar			540			540	Full Capacity		SAN BERNARDINO	CA	SCE	Jasper Substation 220kV	1/1/2016	10/31/2016	NA	Complete	None	NA			
OAK CREEK SOLAR I	843	3/31/2011	3/31/2011	WITHDRAWN	3/26/2012	C04	Photovoltaic			Solar			35.30			35.30	Full Capacity		KERN	CA	SCE	66kV Windhub Substation	11/30/2014	12/1/2013	NA	Complete	None	NA			
RE JUNIPER	844	3/31/2011	3/31/2011	WITHDRAWN	6/27/2011	C04	Photovoltaic			Solar			20			20	Full Capacity		KERN	CA	SCE	Cal Cement-Antelope 66kV line	12/31/2014	12/31/2014	NA	None	None	NA			
SIERRA VIEW SOLAR III	845	3/31/2011	3/31/2011	WITHDRAWN	3/23/2012	C04	Photovoltaic			Solar			15			15	Full Capacity		KERN	CA	SCE	Corum-Goldtown 69kV line	9/15/2015	9/15/2015	NA	None	None	NA			
SOLAR FOUR	846	3/31/2011	3/31/2011	WITHDRAWN	4/12/2012	C04	Photovoltaic			Solar			510			510	Full Capacity		IMPERIAL	CA	SDGE	Imperial Valley 230-kV Substation	4/30/2017	4/30/2017	NA	None	None	NA			
SUN HILL RANCH SOLAR 1	847	3/31/2011	3/31/2011	WITHDRAWN	4/2/2012	C04	Photovoltaic			Solar			20			20	Full Capacity		SAN BERNARDINO	CA	SCE	Kramer-Victor 115kV line	6/30/2013	1/1/2016	NA	Complete	None	NA			
VALLE DEL SOL	848	3/31/2011	3/31/2011	WITHDRAWN	4/4/2012	C04	Photovoltaic			Solar			20			20	Full Capacity		IMPERIAL	CA	SDGE	Imperial Valley Substation 12kV Bus	12/1/2013	12/1/2013	NA	Complete	None	NA			

				The California ISO Controlled Grid Generation Queue for All: Withdrawn																						Report Run Date: 04/29/2025					
							Generating Facility						Net MWs to Grid				Deliverability Status		Location		Point of Interconnection				Study Availability						
Project Name	Queue Position	Interconnection Request Receive Date	Queue Date	Application Status	Withdrawn Date	Study Process	Type-1	Type-2	Type-3	Fuel-1	Fuel-2	Fuel-3	MW-1	MW-2	MW-3	MW Total	Full Capacity, Partial or Energy Only (FC/P/EO)	Off-Peak Deliverability and Economic Only	County	State	Utility	Station or Transmission Line	Proposed On-line Date (as filed with IR)	Current On-line Date	Feasibility Study <i>or</i> Supplemental Review	System Impact Study <i>or</i> Phase I Cluster Study	Facilities Study (FAS) <i>or</i> Phase II Cluster Study	Optional Study (OS)	Interconnection Agreement Status	Reason for Withdrawal	
WILLOW SOLAR	849	3/31/2011	3/31/2011	WITHDRAWN	4/3/2012	C04	Photovoltaic			Solar			100			100	Full Capacity		KERN	CA	SCE	Whirlwind Substation 230kV	12/31/2016	12/31/2016	NA	Complete	None	NA			
CHALLENGER	850	3/31/2011	3/31/2011	WITHDRAWN	4/26/2012	C04	Photovoltaic			Solar			25			25	Full Capacity		LOS ANGELES	CA	SCE	Redman-Lancaster 66kV line	12/31/2014	12/31/2014	NA	None	None	NA			
COYOTE CANYON	851	3/30/2011	3/31/2011	WITHDRAWN	3/6/2012	C04	Steam Turbine			Geothermal			70			70	Full Capacity		CHURCHILL	NV	SCE	Control Substation 115kV	8/1/2013	8/1/2013	NA	None	None	NA			
FAVORITO	852	3/31/2011	3/31/2011	WITHDRAWN	4/26/2012	C04	Photovoltaic			Solar			25			25	Full Capacity		KERN	CA	SCE	Rosamond-Cal Cement 66kV line	6/30/2014	6/30/2014	NA	None	None	NA			
MONOLITH 20 MW (FKA WDAT-BREEZE)	853	3/31/2011	3/31/2011	WITHDRAWN	4/13/2012	C04	Photovoltaic			Solar			20			20	Full Capacity		KERN	CA	SCE	Monolith Substation 66kV	10/1/2013	12/31/2014	NA	Complete	None	NA			
MURPHY 1	854	3/31/2011	3/31/2011	WITHDRAWN	4/13/2012	C04	Photovoltaic			Solar			37			37	Full Capacity		RIVERSIDE	CA	SCE	Blythe Substation 161kV bus	6/23/2014	1/1/2015	NA	Complete	None	NA			
TULARE SOLAR	857	3/31/2011	3/31/2011	WITHDRAWN	3/7/2012	C04	Photovoltaic			Solar			150			150	Full Capacity		TULARE	CA	SCE	Springville Sub 230 KV Bus	2/28/2014	2/28/2014	NA	None	None	NA			
WILD SANDS SOLAR	858	3/31/2011	3/31/2011	WITHDRAWN	4/13/2012	C04	Photovoltaic			Solar			21			21	Full Capacity		RIVERSIDE	CA	SCE	Devers-Farrel 115kV line	12/31/2012	9/1/2014	NA	Complete	None	NA			
LODI 5	861	3/18/2011	3/31/2011	WITHDRAWN	10/31/2012	FT	Photovoltaic			Solar			5			5	Energy Only		SAN JOAQUIN	CA	PGAE	PG&E Valley Springs #2 60 kV Line from Valley Springs to Lockford 60 kV line	12/15/2012	12/15/2012	None	NA	NA	NA			
819 HANFORD SOLAR I	862	3/31/2011	3/31/2011	WITHDRAWN	8/17/2012	FT	Photovoltaic			Solar			5			5	Energy Only		KINGS	CA	PGAE	PG&E Armstrong 70kV switching station at intersection of S 11th Ave. and Idaho Avenue, Hanford, CA.	6/30/2012	6/30/2012	None	NA	NA	NA			
LEMOORE WWTP SOLAR	863	3/31/2011	3/31/2011	WITHDRAWN	4/18/2012	C04	Photovoltaic			Solar			7.80			7.80	Full Capacity		KINGS	CA	PGAE	Guernsey - Henrietta 70 KV line	7/31/2012	3/31/2013	NA	Complete	None	NA			
MADDOX DAIRY SOLAR	864	3/31/2011	3/31/2011	WITHDRAWN	4/18/2012	C04	Photovoltaic			Solar			19.90			19.90	Full Capacity		FRESNO	CA	PGAE	Stroud 70 KV substation	8/31/2012	6/30/2013	NA	Complete	None	NA			

The contents of these pages are subject to change without notice. Decisions based on information contained within the California ISO's web site are the visitor's sole responsibility.

				The California ISO Controlled Grid Generation Queue for All: Withdrawn																						Report Run Date: 04/29/2025					
							Generating Facility						Net MWs to Grid				Deliverability Status		Location		Point of Interconnection				Study Availability						
Project Name	Queue Position	Interconnection Request Receive Date	Queue Date	Application Status	Withdrawn Date	Study Process	Type-1	Type-2	Type-3	Fuel-1	Fuel-2	Fuel-3	MW-1	MW-2	MW-3	MW Total	Full Capacity, Partial or Energy Only (FC/P/EO)	Off-Peak Deliverability and Economic Only	County	State	Utility	Station or Transmission Line	Proposed On-line Date (as filed with IR)	Current On-line Date	Feasibility Study <i>or</i> Supplemental Review	System Impact Study <i>or</i> Phase I Cluster Study	Facilities Study (FAS) <i>or</i> Phase II Cluster Study	Optional Study (OS)	Interconnection Agreement Status	Reason for Withdrawal	
WELLFIELD SOLAR	865	3/31/2011	3/31/2011	WITHDRAWN	4/18/2012	C04	Photovoltaic			Solar			13.40			13.40	Full Capacity		KINGS	CA	PGAE	Hardwick 70 KV sub	7/31/2012	3/31/2013	NA	None	None	NA			
REDWOOD HOUSE WIND POWER PLANT	866	10/24/2011	11/15/2011	WITHDRAWN	5/3/2012	C05	Wind Turbine			Wind Turbine			72			72	Full Capacity		HUMBOLDT	CA	PGAE	Humboldt-Bridgeville 115 kV line	10/1/2015	10/1/2015	NA	None	None	NA			
WHITEHORSE MOUNTAIN WIND POWER PLANT	867	10/27/2011	11/15/2011	WITHDRAWN	1/27/2012	C05	Wind Turbine			Wind Turbine			132			132	Full Capacity		SISKIYOU/MO DOC	CA	PGAE	Pit#1-Pit#3 230kV line	10/1/2016		NA	None	None	NA			
CORDELIA HILLS WIND POWER PLANT	868	11/10/2011	11/15/2011	WITHDRAWN	8/3/2012	C05	Wind Turbine			Wind Turbine			301			301	Full Capacity		NAPA	CA	PGAE	Vaca-Bahia 230kV line	10/1/2016	10/1/2016	NA	None	None	NA			
HELM 1	869	11/15/2011	11/15/2011	WITHDRAWN	10/27/2014	C05	Photovoltaic			Solar			23			23	Full Capacity		FRESNO	CA	PGAE	Helm Substation 70kV Bus	12/1/2015	12/1/2015	NA	Complete	Complete	NA			
HYDROGEN ENERGY CALIFORNIA ( HECA ) PROJECT	870	11/10/2011	11/15/2011	WITHDRAWN	5/2/2013	C05	Combined Cycle			Other			340			300	Full Capacity		KERN	CA	PGAE	Midway-Wheeler Ridge 230 kV	9/1/2017	9/1/2017	NA	Complete	None	NA			
MESA VERDE SOLAR	871	11/15/2011	11/15/2011	WITHDRAWN	5/6/2013	C05	Photovoltaic			Solar			80			80	Full Capacity		RIVERSIDE	CA	SCE	Colorado River Substation 230kV	3/1/2014	10/31/2015	NA	Complete	None	NA			
BELRIDGE SOLAR ENERGY PROJECT	872	11/15/2011	11/15/2011	WITHDRAWN	7/30/2012	C05	Photovoltaic			Solar			75			75	Full Capacity		KERN	CA	PGAE	Carneras-Taft 70 kV Line	12/15/2014	12/15/2014	NA	None	None	NA			
SUN VALLEY ENERGY CENTER-1	873	11/9/2011	11/15/2011	WITHDRAWN	3/15/2013	C05	Photovoltaic			Solar			200			200	Full Capacity		MARICOPA	AZ	SCE	Palo Verde-Devers #1 500kV line	9/30/2015	12/1/2016	NA	Complete	None	NA			
BLYTHE MESA SOLAR II	874	11/15/2011	11/15/2011	WITHDRAWN	2/23/2012	C05	Photovoltaic			Solar			500			500	Full Capacity		RIVERSIDE	CA	SCE	Colorado River Substation 230kV	10/30/2015	10/30/2015	NA	None	None	NA			
SILVERLEAF SOLAR II	875	11/9/2011	11/15/2011	WITHDRAWN	8/2/2012	C05	Photovoltaic			Solar			60			60	Full Capacity		IMPERIAL	CA	SDGE	Imperial Valley Substation 230kV	12/31/2014	12/31/2014	NA	None	None	NA			
ZANNON SOLAR	876	12/6/2011	11/21/2011	WITHDRAWN	9/19/2012	FT	Photovoltaic			Solar			5			5	Energy Only		SANTA BARBARA	CA	PGAE	Cuyama Substation	10/13/2013	10/13/2013	None	NA	NA	NA			
HORSE LAKE	878	3/27/2012	4/2/2012	WITHDRAWN	3/7/2013	C05	Wind Turbine			Wind Turbine			51			51	Full Capacity		LASSEN	CA	PGAE	Westwood Substation 60kV	12/31/2013	12/31/2013	NA	None	None	NA			

 California ISO				The California ISO Controlled Grid Generation Queue for All: Withdrawn																							Report Run Date: 04/29/2025				
							Generating Facility						Net MWs to Grid				Deliverability Status		Location		Point of Interconnection				Study Availability						
Project Name	Queue Position	Interconnection Request Receive Date	Queue Date	Application Status	Withdrawn Date	Study Process	Type-1	Type-2	Type-3	Fuel-1	Fuel-2	Fuel-3	MW-1	MW-2	MW-3	MW Total	Full Capacity, Partial or Energy Only (FC/P/EO)	Off-Peak Deliverability and Economic Only	County	State	Utility	Station or Transmission Line	Proposed On-line Date (as filed with IR)	Current On-line Date	Feasibility Study <i>or</i> Supplemental Review	System Impact Study <i>or</i> Phase I Cluster Study	Facilities Study (FAS) <i>or</i> Phase II Cluster Study	Optional Study (OS)	Interconnection Agreement Status	Reason for Withdrawal	
LASSEN LODGE HYDROELECTRIC PROJECT EXPANSION	879	3/28/2012	4/2/2012	WITHDRAWN	5/15/2013	C05	Hydro			Water			1.35			1.35	Energy Only		TEHAMA	CA	PGAE	Volta/South 60 kV	12/15/2013	12/15/2013	NA	None	None	NA			
COPPER RAYS SOLAR	880	3/23/2012	4/2/2012	WITHDRAWN	7/31/2012	C05	Photovoltaic			Solar			180			180	Full Capacity		NYE	NV	VEA	Gamebird Substation 138kV	1/1/2013	1/1/2013	NA	None	None	NA		None	
BLYTHE MESA SOLAR II - C5	881	3/28/2012	4/2/2012	WITHDRAWN	7/25/2012	C05	Photovoltaic			Solar			500			500	Full Capacity		RIVERSIDE	CA	SCE	Colorado River Substation 230kV	10/30/2015	10/30/2015	NA	None	None	NA			
GREAT VALLEY SOLAR 2	882	3/23/2012	4/2/2012	WITHDRAWN	7/25/2012	C05	Photovoltaic			Solar			120			120	Full Capacity		TULARE	CA	PGAE	Olive Substation 115 kV	12/31/2015	12/31/2015	NA	None	None	NA			
RIPON LM6000 REPOWER	883	3/28/2012	4/2/2012	WITHDRAWN	6/22/2012	C05	Combined Cycle			Natural Gas			11			11	Full Capacity		SAN JOAQUIN	CA	PGAE	Tesla - Stockton Co-Gen Jct 115 kV Line	9/1/2018	9/1/2018	NA	None	None	NA			
SANDY VALLEY SOLAR PROJECT	884	3/29/2012	4/2/2012	WITHDRAWN	6/26/2012	C05	Photovoltaic			Solar			250			250	Full Capacity		NYE	NV	VEA	Crazy Eyes Substation 230kV	12/31/2018	12/31/2018	NA	None	None	NA		None	
TRACY DESALINATION AND GREEN ENERGY PROJECT	886	3/30/2012	4/2/2012	WITHDRAWN	7/30/2012	C05	Steam Turbine			Biofuel I			15			15	Full Capacity		SAN JOAQUIN	CA	PGAE	Tracy-Tesla 115kV line	8/31/2014	8/31/2014	NA	None	None	NA			
BOULDER SOLAR POWER	887	3/23/2012	4/2/2012	WITHDRAWN	5/6/2013	C05	Photovoltaic			Solar			300			300	Full Capacity		CLARK	NV	SCE	Eldorado Substation 220kV Bus	1/1/2015	11/1/2016	NA	Complete	None	NA		None	
LUCERNE VALLEY 100 MW PV PLANT	888	3/31/2012	4/2/2012	WITHDRAWN	3/13/2013	C05	Photovoltaic			Solar			100			100	Full Capacity		SAN BERNARDINO	CA	SCE	Jasper 220 kV	10/15/2015	10/15/2015	NA	Complete	None	NA			
SANDY VALLEY PHASE II SEGS	889	3/31/2012	4/2/2012	WITHDRAWN	6/19/2012	C05	Steam Turbine			Natural Gas			540			540	Full Capacity		CLARK	NV	SCE	Eldorado Substation 220 kV Bus	6/30/2016	6/30/2016	NA	None	None	NA			
BACKUS SOLAR ENERGY	890	3/31/2012	4/2/2012	WITHDRAWN	3/29/2013	C05	Photovoltaic			Solar			50			50	Full Capacity		KERN	CA	SCE	Cal Cement-Rosamond 69kV line	3/1/2014	8/31/2018	NA	Complete	None	NA			
TOWNSITE SOLAR PROJECT	891	3/30/2012	4/2/2012	WITHDRAWN	5/1/2013	C05	Photovoltaic			Solar			180			180	Full Capacity		CLARK	NV	SCE	Eldorado Substation 230 kV bus	6/1/2014	7/1/2016	NA	Complete	None	NA			
SIBERIA PHASE III SEGS	892	3/31/2012	4/2/2012	WITHDRAWN	5/1/2013	C05	Solar Thermal			Solar			140			140	Full Capacity		SAN BERNARDINO	CA	SCE	Pisgah Substation 220kV bus	12/31/2015	12/31/2015	NA	Complete	None	NA			

				The California ISO Controlled Grid Generation Queue for All: Withdrawn																						Report Run Date: 04/29/2025					
							Generating Facility						Net MWs to Grid				Deliverability Status		Location		Point of Interconnection				Study Availability						
Project Name	Queue Position	Interconnection Request Receive Date	Queue Date	Application Status	Withdrawn Date	Study Process	Type-1	Type-2	Type-3	Fuel-1	Fuel-2	Fuel-3	MW-1	MW-2	MW-3	MW Total	Full Capacity, Partial or Energy Only (FC/P/EO)	Off-Peak Deliverability and Economic Only	County	State	Utility	Station or Transmission Line	Proposed On-line Date (as filed with IR)	Current On-line Date	Feasibility Study <i>or</i> Supplemental Review	System Impact Study <i>or</i> Phase I Cluster Study	Facilities Study (FAS) <i>or</i> Phase II Cluster Study	Optional Study (OS)	Interconnection Agreement Status	Reason for Withdrawal	
HUNTINGTON BEACH	893	4/2/2012	4/2/2012	WITHDRAWN	8/31/2017	C05	Combined Cycle			Natural Gas			938.6120			938.61	Energy Only		ORANGE	CA	SCE	Huntington Beach Switching Station 230kV	6/1/2020	6/1/2020	NA	Complete	Complete	NA	Executed	IC Request	
PROSPECT ENERGY CENTER	894	4/2/2012	4/2/2012	WITHDRAWN	2/27/2013	C05	Combustion Turbine			Natural Gas			310			310	Full Capacity		YUBA	CA	PGAE	Table Mountain-Rio Oso 230kV circuit	4/1/2017	4/1/2017	NA	None	None	NA			
TIERRA DEL SOL II	895	4/2/2012	4/2/2012	WITHDRAWN	2/19/2015	C05	Photovoltaic			Solar			15			15	Full Capacity		SAN DIEGO	CA	SDGE	Boulevard East Substation 138kV	12/31/2014	12/31/2014	NA	Complete	Complete	NA			
LOS ROBLES	896	4/2/2012	4/2/2012	WITHDRAWN	3/25/2013	C05	Photovoltaic			Solar			100			100	Full Capacity		SAN DIEGO	CA	SDGE	Boulevard East Substation 138kV	9/1/2015	9/1/2015	NA	Complete	None	NA			
STAGE COACH SOLAR	897	4/2/2012	4/2/2012	WITHDRAWN	1/27/2025	C05	Photovoltaic	Storage		Solar	Battery		200	50		200	Energy Only	Off-Peak Deliverability	SAN BERNARDINO	CA	SCE	Calcite Substation 220kV bus	12/1/2016	8/1/2026	NA	Complete	Complete	NA	Terminated	IC Request	
KPP - 45	898	4/2/2012	4/2/2012	WITHDRAWN	4/8/2013	C05	Combustion Turbine			Natural Gas			45			45	Full Capacity		KERN	CA	PGAE	Famoso Substation 115kV bus	1/1/2014	9/30/2019	NA	Complete	None	NA			
DUNNIGAN HILLS	899	4/2/2012	4/2/2012	WITHDRAWN	5/15/2013	C05	Wind Turbine			Wind Turbine			100			100	Full Capacity		YOLO	CA	PGAE	Ckt I & 2 Delevan-Vaca and Cortina-Vaca 230 kV lines	8/31/2015	11/30/2013	NA	None	None	NA			
QUARTZ 2 SOLAR	902	4/2/2012	4/2/2012	WITHDRAWN	5/6/2013	C05	Photovoltaic			Solar			150			150	Full Capacity		RIVERSIDE	CA	SCE	Colorado River sub, 230 kV bus	12/31/2016	12/31/2016	NA	Complete	None	NA			
DESERT BUTTE SOLAR FARM	903	4/2/2012	4/2/2012	WITHDRAWN	5/6/2013	C05	Photovoltaic			Solar			387			387	Full Capacity		LOS ANGELES	CA	SCE	Lugo-Vincent 500 kV line	12/20/2016	12/20/2016	NA	Complete	None	NA			
MULE MOUNTAIN - C5	904	4/2/2012	4/2/2012	WITHDRAWN	2/28/2013	C05	Photovoltaic			Solar			150			150	Full Capacity		RIVERSIDE	CA	SCE	Colorado River Substation 230kV	7/1/2016	7/1/2016	NA	None	None	NA			
BELBRIDGE SOLAR ENERGY 2 PROJECT	905	4/2/2012	4/2/2012	WITHDRAWN	7/30/2012	C05	Photovoltaic			Solar			80			80	Full Capacity		KERN	CA	PGAE	Tembler-Kernridge 115kV line	6/30/2016	6/30/2016	NA	None	None	NA			
LUCERNE SOLAR ENERGY - C5	906	4/2/2012	4/2/2012	WITHDRAWN	8/3/2012	C05	Photovoltaic			Solar			100			100	Full Capacity		SAN BERNARDINO	CA	SCE	Jasper Substation 230kV	5/1/2015	5/1/2015	NA	None	None	NA			
NEWHALL SOLAR ENERGY PROJECT	907	4/2/2012	4/2/2012	WITHDRAWN	7/30/2012	C05	Photovoltaic			Solar			80			80	Full Capacity		FRESNO	CA	PGAE	Newhall Substation 115 kV bus	10/22/2013	10/22/2013	NA	None	None	NA			




The California ISO Controlled Grid Generation Queue for All: Withdrawn

Report Run Date: 04/29/2025

							Generating Facility						Net MWs to Grid				Deliverability Status		Location		Point of Interconnection				Study Availability					
Project Name	Queue Position	Interconnection Request Receive Date	Queue Date	Application Status	Withdrawn Date	Study Process	Type-1	Type-2	Type-3	Fuel-1	Fuel-2	Fuel-3	MW-1	MW-2	MW-3	MW Total	Full Capacity, Partial or Energy Only (FC/P/EO)	Off-Peak Deliverability and Economic Only	County	State	Utility	Station or Transmission Line	Proposed On-line Date (as filed with IR)	Current On-line Date	Feasibility Study <i>or</i> Supplemental Review	System Impact Study <i>or</i> Phase I Cluster Study	Facilities Study (FAS) <i>or</i> Phase II Cluster Study	Optional Study (OS)	Interconnection Agreement Status	Reason for Withdrawal
PAHRUMP VALLEY SOLAR (FKA LATHROP WELLS 240MW)	908	4/2/2012	4/2/2012	WITHDRAWN	3/12/2015	C05	Photovoltaic	Steam Turbine		Solar	Solar		50	160		210	Full Capacity		NYE	NV	VEA	Crazy Eyes Tap 230kV	6/1/2017	2/28/2019	NA	Complete	Complete	NA		None
HONEY LAKE GEOTHERMAL PROJECT	910	4/2/2012	4/2/2012	WITHDRAWN	5/15/2013	C05	Steam Turbine			Geothermal			20			20	Full Capacity		LASSEN	CA	PGAE	Honey Lake Substation 60 kV	1/1/2015	6/1/2016	NA	None	None	NA		
SANBORN SOLAR	912	4/2/2012	4/2/2012	WITHDRAWN	6/20/2012	C05	Photovoltaic			Solar			150			150	Full Capacity		KERN	CA	SCE	Windhub Substation 220kV	1/1/2015	1/1/2015	NA	None	None	NA		
QUARTZ 1 SOLAR	913	4/2/2012	4/2/2012	WITHDRAWN	5/6/2013	C05	Photovoltaic			Solar			150			150	Full Capacity		RIVERSIDE	CA	SCE	Colorado River Substation 230 kV bus	12/31/2016	12/31/2016	NA	Complete	None	NA		
VEA BLACKROCK	914	4/2/2012	4/2/2012	WITHDRAWN	5/6/2013	C05	Photovoltaic			Solar			20			20	Full Capacity		NYE	NV	VEA	Vista Substation 138kV	12/1/2014	3/31/2016	NA	Complete	None	NA		None
VEA HOMESTEAD	915	4/2/2012	4/2/2012	WITHDRAWN	6/20/2012	C05	Photovoltaic			Solar			20			20	Full Capacity		NYE	NV	VEA	Thousandaire Substation 138kV	12/1/2014	12/1/2014	NA	None	None	NA		
STRATFORD SOLAR - C5	916	3/30/2012	4/2/2012	WITHDRAWN	5/15/2013	C05	Photovoltaic			Solar			20			20	Full Capacity		KINGS	CA	PGAE	Henrietta-GWF 115 kV Line	12/1/2014	12/1/2014	NA	Complete	None	NA		
LEMOORE SOLAR - C5	917	3/30/2012	4/2/2012	WITHDRAWN	5/15/2013	C05	Photovoltaic			Solar			20			20	Full Capacity		KINGS	CA	PGAE	Henrietta-GWF 115 kV Line;	12/1/2014	12/1/2014	NA	Complete	None	NA		
FIREBAUGH SOLAR - C5	918	3/30/2012	4/2/2012	WITHDRAWN	8/6/2012	C05	Photovoltaic			Solar			200			200	Full Capacity		FRESNO	CA	PGAE	Mendota Dairyland 115kV	12/31/2015	12/31/2015	NA	None	None	NA		
YUHA BASIN SOLAR	919	4/2/2012	4/2/2012	WITHDRAWN	3/4/2013	C05	Photovoltaic			Solar			75			75	Full Capacity		IMPERIAL	CA	SDGE	Imperial Valley Substation 230kV	1/1/2015	1/1/2015	NA	None	None	NA		
YERMO SOLAR	920	4/2/2012	4/2/2012	WITHDRAWN	6/20/2012	C05	Photovoltaic			Solar			75			75	Full Capacity		KERN	CA	SCE	Coolwater-DunnSiding-Baker Substation 115kV	1/1/2015	1/1/2015	NA	None	None	NA		
SPS AS 40MW PV GENERATION FACILITY	921	4/2/2012	4/2/2012	WITHDRAWN	5/15/2013	C05	Photovoltaic			Solar			40			40	Full Capacity		TULARE	CA	PGAE	Alpaugh-Smyrna 115kV Line	12/1/2016	12/1/2016	NA	Complete	None	NA		
HIGHWIND POWER PROJECT	922	4/2/2012	4/2/2012	WITHDRAWN	10/13/2014	C05	Combustion Turbine			Natural Gas			291			291	Full Capacity		KERN	CA	SCE	Highwind Substation 230kV	1/1/2016	1/1/2017	NA	Complete	Complete	NA		
VISTA POWER PROJECT	923	4/2/2012	4/2/2012	WITHDRAWN	4/17/2013	C05	Combined Cycle			Natural Gas			402			402	Full Capacity		SAN BERNARDINO	CA	SCE	Vista Substation 230kV	1/1/2017	1/1/2018	NA	Complete	None	NA		

The contents of these pages are subject to change without notice. Decisions based on information contained within the California ISO's web site are the visitor's sole responsibility.

				The California ISO Controlled Grid Generation Queue for All: Withdrawn																						Report Run Date: 04/29/2025					
							Generating Facility						Net MWs to Grid				Deliverability Status		Location		Point of Interconnection				Study Availability						
Project Name	Queue Position	Interconnection Request Receive Date	Queue Date	Application Status	Withdrawn Date	Study Process	Type-1	Type-2	Type-3	Fuel-1	Fuel-2	Fuel-3	MW-1	MW-2	MW-3	MW Total	Full Capacity, Partial or Energy Only (FC/P/EO)	Off-Peak Deliverability and Economic Only	County	State	Utility	Station or Transmission Line	Proposed On-line Date (as filed with IR)	Current On-line Date	Feasibility Study <i>or</i> Supplemental Review	System Impact Study <i>or</i> Phase I Cluster Study	Facilities Study (FAS) <i>or</i> Phase II Cluster Study	Optional Study (OS)	Interconnection Agreement Status	Reason for Withdrawal	
RED MOUNTAIN WIND ENERGY CENTER - C5	924	4/2/2012	4/2/2012	WITHDRAWN	8/6/2012	C05	Wind Turbine			Wind Turbine			150			150	Full Capacity		MERCED	CA	PGAE	Los Banos-Westly 230 kV Line	12/1/2015	12/1/2015	NA	None	None	NA			
TEHACHAPI SPINDLE	925	4/2/2012	4/2/2012	WITHDRAWN	5/10/2013	C05	Storage			Flywheel			20			20	Full Capacity		KERN	CA	SCE	Windhub Substation 230kV bus	9/30/2014	9/30/2014	NA	Complete	None	NA			
GOLDEN HILLS POWER	926	4/2/2012	4/2/2012	WITHDRAWN	3/20/2014	C05	Combined Cycle			Natural Gas			550			550	Full Capacity		KERN	CA	SCE	Windhub Substation 230 kV	3/15/2015	8/6/2018	NA	Complete	Complete	NA			
TEHACHAPI VALLEY SOLAR I	927	4/2/2012	4/2/2012	WITHDRAWN	6/15/2015	C05	Photovoltaic			Solar			45			45	Full Capacity		KERN	CA	SCE	Highwind Substation 230kV bus	1/15/2015	12/1/2016	NA	Complete	Complete	NA			
DELTA SOLANO WIND	928	4/2/2012	4/2/2012	WITHDRAWN	10/31/2014	C05	Wind Turbine			Wind Turbine			175			175	Full Capacity		SOLANO	CA	PGAE	CPN Creed/ Goose Haven Subs - Lambie Switching Station 230 kV	12/31/2015	12/31/2015	NA	Complete	Complete	NA			
ENN MOJAVE POWER 1	929	4/2/2012	4/2/2012	WITHDRAWN	5/2/2013	C05	Combustion Turbine	Photovoltaic		Natural Gas	Solar		50	200		250	Full Capacity		CLARK	NV	SCE	Mohave-Lugo 500kV line	12/1/2015	12/31/2016	NA	Complete	None	NA			
ENN MOJAVE POWER 2	930	4/2/2012	4/2/2012	WITHDRAWN	5/2/2013	C05	Combustion Turbine	Photovoltaic		Natural Gas	Solar		50	200		250	Full Capacity		CLARK	NV	SCE	Mohave-Lugo 500kV line	12/1/2015	12/31/2016	NA	Complete	None	NA			
ENN MOJAVE POWER 3	931	4/2/2012	4/2/2012	WITHDRAWN	5/2/2013	C05	Photovoltaic	Combustion Turbine		Solar	Natural Gas		150	150		300	Full Capacity		CLARK	NV	SCE	Mohave-Eldorado 500kV line	12/1/2015	12/31/2016	NA	Complete	None	NA			
ENN MOJAVE POWER 4	932	4/2/2012	4/2/2012	WITHDRAWN	5/2/2013	C05	Combustion Turbine	Photovoltaic		Natural Gas	Solar		100	200		300	Full Capacity		CLARK	NV	SCE	Mohave-Eldorado 500kV line	12/1/2015	12/31/2016	NA	Complete	None	NA			
WELLHEAD POWER MIDFRUIT CHP	933	4/2/2012	4/2/2012	WITHDRAWN	5/15/2013	C05	Other			Natural Gas			49			49	Full Capacity		KERN	CA	PGAE	Rio Bravo Tomato Substation 115 kV Bus	4/1/2014	4/1/2014	NA	Complete	None	NA			



The California ISO Controlled Grid Generation Queue for All: Withdrawn

Report Run Date: 04/29/2025

							Generating Facility						Net MWs to Grid				Deliverability Status		Location		Point of Interconnection				Study Availability						
Project Name	Queue Position	Interconnection Request Receive Date	Queue Date	Application Status	Withdrawn Date	Study Process	Type-1	Type-2	Type-3	Fuel-1	Fuel-2	Fuel-3	MW-1	MW-2	MW-3	MW Total	Full Capacity, Partial or Energy Only (FC/P/EO)	Off-Peak Deliverability and Economic Only	County	State	Utility	Station or Transmission Line	Proposed On-line Date (as filed with IR)	Current On-line Date	Feasibility Study <i>or</i> Supplemental Review	System Impact Study <i>or</i> Phase I Cluster Study	Facilities Study (FAS) <i>or</i> Phase II Cluster Study	Optional Study (OS)	Interconnection Agreement Status	Reason for Withdrawal	
WELLHEAD POWER NELLA CHP	934	4/2/2012	4/2/2012	WITHDRAWN	5/15/2013	C05	Other			Natural Gas			49			49	Full Capacity		MERCED	CA	PGAE	Santa Nella-Canal 70kV line	4/1/2014	4/1/2014	NA	Complete	None		NA		
WELLHEAD POWER WOODLAND CHP	935	4/2/2012	4/2/2012	WITHDRAWN	8/6/2012	C05	Other			Natural Gas			49			49	Full Capacity		YOLO	CA	PGAE	Woodland-Davis 115kV line	4/1/2014	4/1/2014	NA	None	None		NA		
COALINGA SOLAR CENTER	936	4/2/2012	4/2/2012	WITHDRAWN	8/6/2012	C05	Photovoltaic			Solar			20			20	Full Capacity		FRESNO	CA	PGAE	Coalinga 1-Coalinga 2 70kV line	5/1/2015	5/1/2015	NA	None	None		NA		
WELLHEAD POWER LEMIETTA CHP	937	4/2/2012	4/2/2012	WITHDRAWN	5/15/2013	C05	Other			Natural Gas			49			49	Full Capacity		KINGS	CA	PGAE	Lemoore-Henrietta 115kV line	4/1/2014	4/1/2014	NA	Complete	None		NA		
TENASKA MOUNTAIN BASIN	938	4/2/2012	4/2/2012	WITHDRAWN	6/15/2012	C05	Reciprocating Engine			Natural Gas			300			300	Full Capacity		KERN	CA	SCE	Windhub 230 kV bus	6/1/2016	6/1/2016	NA	None	None		NA		
ALAMITOS ENERGY CENTER	939	3/13/2012	4/2/2012	WITHDRAWN	8/1/2012	C05	Combined Cycle			Natural Gas			1902.8670			1902.86	Full Capacity		LOS ANGELES	CA	SCE	Alamitos Switching Station 230kV	11/1/2025	11/1/2025	NA	None	None		NA		
PALMAS C5	940	4/2/2012	4/2/2012	WITHDRAWN	6/15/2012	C05	Photovoltaic			Solar			238			238	Full Capacity		HYDER	AZ	SDGE	Hassayampa-North Gila 500kV Line	7/1/2014	7/1/2014	NA	None	None		NA		
REDONDO BEACH ENERGY PROJECT	941	3/13/2012	4/2/2012	WITHDRAWN	11/21/2013	C05	Combustion Turbine			Natural Gas			475.7170			475.71	Full Capacity		LOS ANGELES	CA	SCE	Redondo Beach Switching Station 230kV	1/1/2019	1/1/2019	NA	Complete	None		NA		
MIRAGE SOLAR	942	3/29/2012	4/2/2012	WITHDRAWN	3/18/2013	C05	Photovoltaic			Solar			250			250	Full Capacity		KERN	CA	SCE	Kramer Substation 220kV bus	4/30/2016	4/30/2016	NA	Complete	None		NA		
LERDO SOLAR	943	4/15/2013	4/30/2013	WITHDRAWN	3/4/2014	C06	Photovoltaic			Solar			50			50	Full Capacity		KERN	CA	PGAE	Lerdo 115 kV Substation	12/1/2015	12/1/2015	NA	Complete	None		NA		
VALLEY CENTER SOLAR	944	4/15/2013	4/30/2013	WITHDRAWN	2/26/2015	C06	Photovoltaic			Solar			20			20	Full Capacity		SAN DIEGO	CA	SDGE	Valley Center 69kv Sub	8/1/2015	7/1/2015	NA	Complete	None		NA		
GV SOLAR 3	947	4/24/2013	4/30/2013	WITHDRAWN	3/6/2014	C06	Photovoltaic			Solar			120			120	Full Capacity		TULARE	CA	PGAE	Olive Substation 115 kV	12/1/2017	12/1/2017	NA	None	None		NA		
BORDER SOLAR	948	4/29/2013	4/30/2013	WITHDRAWN	3/7/2014	C06	Photovoltaic			Solar			20			20	Full Capacity		SAN DIEGO	CA	SDGE	Border 69 KV Substation	8/1/2015	8/1/2015	NA	None	None		NA		
FELIPE SOLAR	949	4/29/2013	4/30/2013	WITHDRAWN	7/16/2013	C06	Photovoltaic			Solar			20			20	Full Capacity		SAN DIEGO	CA	SDGE	Warners 69kV line	8/1/2015	8/1/2015	NA	None	None		NA		

The contents of these pages are subject to change without notice. Decisions based on information contained within the California ISO's web site are the visitor's sole responsibility.



The California ISO Controlled Grid Generation Queue for All: Withdrawn

Report Run Date: 04/29/2025

Project Name	Queue Position	Interconnection Request Receive Date	Queue Date	Application Status	Withdrawn Date	Study Process	Generating Facility						Net MWs to Grid				Deliverability Status		Location		Point of Interconnection		Proposed On-line Date (as filed with IR)	Current On-line Date	Study Availability					Reason for Withdrawal
							Type-1	Type-2	Type-3	Fuel-1	Fuel-2	Fuel-3	MW-1	MW-2	MW-3	MW Total	Full Capacity, Partial or Energy Only (FC/P/EO)	Off-Peak Deliverability and Economic Only	County	State	Utility	Station or Transmission Line			Feasibility Study <i>or</i> Supplemental Review	System Impact Study <i>or</i> Phase I Cluster Study	Facilities Study (FAS) <i>or</i> Phase II Cluster Study	Optional Study (OS)	Interconnection Agreement Status	
KRAMER SOLAR	950	4/29/2013	4/30/2013	WITHDRAWN	3/6/2014	C06	Photovoltaic			Solar			200			200	Full Capacity		SAN BERNARDINO	CA	SCE	Kramer Substation 230kV	10/1/2016	10/1/2016	NA	Complete	None	NA		
LIVERMORE SOLAR	951	4/29/2013	4/30/2013	WITHDRAWN	3/4/2014	C06	Photovoltaic			Solar			20			20	Full Capacity		ALAMEDA	CA	PGAE	Vasco 60kV Substation	8/1/2015	8/1/2015	NA	None	None	NA		
ALGONQUIN POWER SANGER 2	955	4/30/2013	4/30/2013	WITHDRAWN	4/1/2020	C06	Combined Cycle	Comb ined Cycle	Natur al Gas	Natur al Gas			60	48.30		48.30	Full Capacity	Off-Peak Deliverability			PGAE	Sanger Co-gen 115/13.8kV Sub	5/1/2014	11/1/2020	NA	Complete	Complete	NA	Executed	IC Request
BENICIA WIND	956	4/30/2013	4/30/2013	WITHDRAWN	2/25/2014	C06	Wind Turbine			Wind Turbine			65			65	Full Capacity		SOLANO	CA	PGAE	VACA-VACAVILLE-JAMESON-NORTH TOWER 115KV	12/31/2016	12/31/2016	NA	None	None	NA		
CALPEAK BORDER OM 2	957	4/30/2013	4/30/2013	WITHDRAWN	3/20/2014	C06	Reciprocating Engine			Natur al Gas			205			205	Full Capacity		SAN DIEGO	CA	SDGE	Otay Mesa Substation 230kV	6/1/2017	6/1/2017	NA	Complete	None	NA		
EL CAJON ENERGY CENTER 2	958	4/30/2013	4/30/2013	WITHDRAWN	7/1/2013	C06	Combustion Turbine			Natur al Gas			49.90			49.90	Full Capacity		SAN DIEGO	CA	SDGE	69kV bus of the El Cajon Sub	1/3/2015	1/3/2015	NA	None	None	NA		
FOX SOLAR	959	4/30/2013	4/30/2013	WITHDRAWN	3/12/2014	C06	Photovoltaic			Solar			30			30	Full Capacity		SAN DIEGO	CA	SDGE	Crestwood-Boulevard East 69kV line	12/31/2016	12/31/2016	NA	Complete	None	NA		
HUNTINGTON BEACH 2	960	4/30/2013	4/30/2013	WITHDRAWN	9/3/2015	C06	Combined Cycle			Natur al Gas			59.3280			59.32	Full Capacity		ORANGE	CA	SCE	Huntington Beach Switching Station 230kV	6/1/2020	1/30/2023	NA	Complete	None	NA		
LAGUNA SALADA PV POWER PLANT	961	4/30/2013	4/30/2013	WITHDRAWN	8/1/2019	C06	Photovoltaic			Solar			200.62			200.62	Full Capacity		BAJA CALIFORNIA	MX	SDGE	Imperial Valley Substation 230kV	11/1/2015	4/3/2020	NA	Complete	Complete	NA	Executed	IC Request
LAKE CLEMENTINE HYDROELECTRIC	962	4/30/2013	4/30/2013	WITHDRAWN	4/25/2014	C06	Hydro			Water			15.50			15.50	Full Capacity		PLACER	CA	PGAE	Halsey Substation 60Kv	1/15/2017	1/15/2017	NA	Complete	None	NA		
LOST HILLS COGEN	964	4/30/2013	4/30/2013	WITHDRAWN	4/16/2014	C06	Other			Natur al Gas			47.8210			47.82	Full Capacity		KERN	CA	PGAE	Arco-Twisselman 70 kV Line	3/1/2017	3/31/2017	NA	Complete	None	NA		
MIDWAY HILLS COGEN	966	4/30/2013	4/30/2013	WITHDRAWN	3/4/2014	C06	Other			Natur al Gas			47.8210			47.82	Full Capacity		KERN	CA	PGAE	Midway-Midsun 115 kV line	3/31/2017	3/31/2017	NA	None	None	NA		
GOLDEN OASIS	967	4/30/2013	4/30/2013	WITHDRAWN	4/3/2019	C06	Photovoltaic			Solar			33			33	Full Capacity		KERN	CA	SCE	Whirlwind 230 kV bus	3/1/2016	4/30/2021	NA	Complete	Complete	NA	Executed	IC Request

The contents of these pages are subject to change without notice. Decisions based on information contained within the California ISO's web site are the visitor's sole responsibility.




The California ISO Controlled Grid Generation Queue for All: Withdrawn

Report Run Date: 04/29/2025

Project Name	Queue Position	Interconnection Request Receive Date	Queue Date	Application Status	Withdrawn Date	Study Process	Generating Facility						Net MWs to Grid				Deliverability Status		Location		Point of Interconnection		Proposed On-line Date (as filed with IR)	Current On-line Date	Study Availability					Reason for Withdrawal
							Type-1	Type-2	Type-3	Fuel-1	Fuel-2	Fuel-3	MW-1	MW-2	MW-3	MW Total	Full Capacity, Partial or Energy Only (FC/P/EO)	Off-Peak Deliverability and Economic Only	County	State	Utility	Station or Transmission Line			Feasibility Study <i>or</i> Supplemental Review	System Impact Study <i>or</i> Phase I Cluster Study	Facilities Study (FAS) <i>or</i> Phase II Cluster Study	Optional Study (OS)	Interconnection Agreement Status	
PIO PICO 2	969	4/30/2013	4/30/2013	WITHDRAWN	5/9/2014	C06	Combustion Turbine			Natural Gas			110			110	Full Capacity		SAN DIEGO	CA	SDGE	Otay Mesa Switchyard 230kV	4/1/2017	4/1/2017	NA	Complete	None	NA		
QUARTZ 3 SOLAR	970	4/30/2013	4/30/2013	WITHDRAWN	3/5/2019	C06	Photovoltaic			Solar			150			150	Energy Only		RIVERSIDE	CA	SCE	Colorado River Substation 230kV bus	12/31/2016	3/15/2021	NA	Complete	Complete	NA	Executed	IC Request
SILVER STATE SOUTH 3 SOLAR	973	4/30/2013	4/30/2013	WITHDRAWN	7/2/2013	C06	Photovoltaic			Solar			150			150	Full Capacity		CLARK	NV	SCE	Primm Substation 230kV	12/31/2016	12/31/2016	NA	None	None	NA		None
THREE PEAKS WIND	974	4/30/2013	4/30/2013	WITHDRAWN	2/25/2014	C06	Wind Turbine			Wind Turbine			150			150	Full Capacity		KINGS	CA	PG&E	Morrow Bay-Gates 230 kV Line	12/31/2016	12/31/2016	NA	None	None	NA		
TIMBA SOLAR	975	4/30/2013	4/30/2013	WITHDRAWN	4/17/2014	C06	Photovoltaic			Solar			20			20	Full Capacity		STANISLAUS	CA	PG&E	Salado- Newman 60 kV Line #1, Pole No. 3/13	12/31/2016	1/30/2016	NA	Complete	None	NA		
TRANSFER RIDGE WIND	976	4/30/2013	4/30/2013	WITHDRAWN	2/25/2014	C06	Wind Turbine			Wind Turbine			60			60	Full Capacity		BUTTE	CA	PG&E	TABLE MTN-RIO OSO 230 KV Line	12/31/2016	12/31/2016	NA	None	None	NA		
VENTURA CLEAN ENERGY	977	4/30/2013	4/30/2013	WITHDRAWN	2/24/2014	C06	Combined Cycle			Natural Gas			778			778	Full Capacity		VENTURA	CA	SCE	Santa Clara Substation 230kV bus	6/1/2019	6/1/2019	NA	Complete	None	NA		
WP FALLBROOK	978	4/30/2013	4/30/2013	WITHDRAWN	7/1/2013	C06	Combustion Turbine			Natural Gas			99			99	Full Capacity		SAN DIEGO	CA	SDGE	Avocado-Monserate 69kV line approx 2.5 mile from Monserate	5/15/2016	5/15/2016	NA	None	None	NA		
WP PENDLETON	979	4/30/2013	4/30/2013	WITHDRAWN	7/1/2013	C06	Combustion Turbine			Natural Gas			99			99	Full Capacity		SAN DIEGO	CA	SDGE	Pendleton Sub	5/15/2016	5/15/2016	NA	None	None	NA		
WP OCEANSIDE	980	4/30/2013	4/30/2013	WITHDRAWN	7/1/2013	C06	Combustion Turbine			Natural Gas			200			200	Full Capacity		SAN DIEGO	CA	SDGE	San Luis Rey-Pendleton 69kV line	5/15/2017	5/15/2017	NA	None	None	NA		
WP GOLETA (FKA WP OXNARD)	981	4/30/2013	4/30/2013	WITHDRAWN	7/16/2013	C06	Combustion Turbine			Natural Gas			200			200	Full Capacity		VENTURA	CA	SCE	Goleta Substation 220kV bus	5/15/2018	5/15/2018	NA	None	None	NA		
WP VANDE	982	4/30/2013	4/30/2013	WITHDRAWN	7/1/2013	C06	Combustion Turbine			Natural Gas			49.90			49.90	Full Capacity		SAN DIEGO	CA	SDGE	San Luis Rey-Stuart 69kV line	5/15/2016	5/15/2016	NA	None	None	NA		

The contents of these pages are subject to change without notice. Decisions based on information contained within the California ISO's web site are the visitor's sole responsibility.

 California ISO				The California ISO Controlled Grid Generation Queue for All: Withdrawn																					Report Run Date: 04/29/2025						
							Generating Facility						Net MWs to Grid				Deliverability Status		Location		Point of Interconnection				Study Availability						
Project Name	Queue Position	Interconnection Request Receive Date	Queue Date	Application Status	Withdrawn Date	Study Process	Type-1	Type-2	Type-3	Fuel-1	Fuel-2	Fuel-3	MW-1	MW-2	MW-3	MW Total	Full Capacity, Partial or Energy Only (FC/P/EO)	Off-Peak Deliverability and Economic Only	County	State	Utility	Station or Transmission Line	Proposed On-line Date (as filed with IR)	Current On-line Date	Feasibility Study <i>or</i> Supplemental Review	System Impact Study <i>or</i> Phase I Cluster Study	Facilities Study (FAS) <i>or</i> Phase II Cluster Study	Optional Study (OS)	Interconnection Agreement Status	Reason for Withdrawal	
WP WALNUT	983	4/30/2013	4/30/2013	WITHDRAWN	7/16/2013	C06	Combustion Turbine			Natural Gas			200			200	Full Capacity		LOS ANGELES	CA	SCE	Walnut Substation 230kV	5/15/2017	5/15/2017	NA	None	None	NA			
DREW ROAD GENERATION	984	4/30/2013	4/30/2013	WITHDRAWN	7/15/2013	C06	Combustion Turbine			Natural Gas			344			344	Full Capacity		IMPERIAL	CA	SDGE	Imperial Valley Sub 230kV	1/1/2018	1/1/2018	NA	None	None	NA			
RANCHO WISTARIA SOLAR ENERGY CENTER	985	4/30/2013	4/30/2013	WITHDRAWN	3/19/2014	C06	Photovoltaic			Solar			150			150	Full Capacity		IMPERIAL	CA	SDGE	Imperial Valley 230 kV bus	12/31/2016	12/31/2016	NA	None	None	NA			
FREMONT VALLEY PRESERVATION	986	4/30/2013	4/30/2013	WITHDRAWN	4/17/2014	C06	Photovoltaic			Solar			245			245	Full Capacity		KERN	CA	SCE	Kramer Substation 230kV	8/1/2015	11/1/2016	NA	Complete	None	NA			
PISMO SOLAR	987	4/30/2013	4/30/2013	WITHDRAWN	3/4/2014	C06	Photovoltaic			Solar			20			20	Full Capacity		SAN LUIS OBISPO	CA	PGAE	SLO to Oceano 115kV line	8/1/2015	8/1/2015	NA	None	None	NA			
MARICOPA WEST SOLAR PV 2	988	4/30/2013	4/30/2013	WITHDRAWN	3/14/2017	C06	Photovoltaic			Solar			20			20	Energy Only		KERN	CA	PGAE	Maricopa-Copus 70kV line	8/1/2015	2/28/2017	NA	Complete	Complete	NA	Executed	None	
KASSON MANTECA SOLAR	989	4/30/2013	4/30/2013	WITHDRAWN	4/9/2015	C06	Photovoltaic			Solar			20			20	Full Capacity		SAN JOAQUIN	CA	PGAE	Kasson-Manteca 60kV	8/1/2015	5/1/2018	NA	Complete	Complete	NA			
CENTER POWER	990	4/30/2013	4/30/2013	WITHDRAWN	6/3/2016	C06	Combustion Turbine			Natural Gas			910			910	Energy Only		LOS ANGELES	CA	SCE	Loop Center-Mesa and Center-Olinda 230kV lines	1/1/2018	8/13/2024	NA	Complete	Complete	NA			
RIO HONDO POWER	991	4/30/2013	4/30/2013	WITHDRAWN	4/28/2014	C06	Combined Cycle			Natural Gas			1047			1047	Full Capacity		LOS ANGELES	CA	SCE	Rio Hondo Substation 230kV	1/1/2019	1/1/2019	NA	Complete	None	NA			
EAST NICOLAUS SOLAR	992	4/30/2013	4/30/2013	WITHDRAWN	5/21/2015	C06	Photovoltaic			Solar			20			20	Full Capacity		SUTTER	CA	PGAE	East Nicolaus 60 kV substation	8/1/2015	8/1/2015	NA	Complete	Complete	NA			
KINGS SOLAR 4	995	5/1/2013	4/30/2013	WITHDRAWN	7/2/2013	C06	Photovoltaic			Solar			150			150	Full Capacity		KINGS	CA	PGAE	Gates-Midway 230kV line	6/1/2016	6/1/2016	NA	None	None	NA			
MARICOPA 4 SOLAR PROJECT	996	5/1/2013	4/30/2013	WITHDRAWN	7/2/2013	C06	Photovoltaic			Solar			150			150	Full Capacity		KERN	CA	PGAE	Midway- Wheeler Ridge 230 kV line tap via .5 mile gen tie	6/1/2016	6/1/2016	NA	None	None	NA			
STS SOLAR	997	5/1/2013	4/30/2013	WITHDRAWN	6/4/2015	C06	Photovoltaic			Solar			16			16	Full Capacity		SONOMA	CA	PGAE	Monte Rio-Fulton 60 kV transmission line	6/30/2015	9/15/2015	NA	Complete	Complete	NA			

				The California ISO Controlled Grid Generation Queue for All: Withdrawn																						Report Run Date: 04/29/2025					
							Generating Facility						Net MWs to Grid				Deliverability Status		Location		Point of Interconnection				Study Availability						
Project Name	Queue Position	Interconnection Request Receive Date	Queue Date	Application Status	Withdrawn Date	Study Process	Type-1	Type-2	Type-3	Fuel-1	Fuel-2	Fuel-3	MW-1	MW-2	MW-3	MW Total	Full Capacity, Partial or Energy Only (FC/P/EO)	Off-Peak Deliverability and Economic Only	County	State	Utility	Station or Transmission Line	Proposed On-line Date (as filed with IR)	Current On-line Date	Feasibility Study <i>or</i> Supplemental Review	System Impact Study <i>or</i> Phase I Cluster Study	Facilities Study (FAS) <i>or</i> Phase II Cluster Study	Optional Study (OS)	Interconnection Agreement Status	Reason for Withdrawal	
HYDER VALLEY SOLAR ENERGY	998	5/1/2013	4/30/2013	WITHDRAWN	5/1/2014	C06	Steam Turbine			Solar			300			300	Full Capacity		MARICOPA	AZ	SDGE	Proposed switch station on the Hassayama-North Gila Bend 500 kV line	4/1/2018	4/1/2018	NA	Complete	None	NA			
BLUE STAR WIND ENERGY CENTER	999	5/1/2013	4/30/2013	WITHDRAWN	9/16/2013	C06	Wind Turbine			Wind Turbine			250			250	Full Capacity		KERN	CA	PGAE	Caliente Switching Station 230 kV	1/1/2017	1/1/2017	NA	None	None	NA			
HECA SCS	1000	5/1/2013	4/30/2013	WITHDRAWN	4/24/2014	C06	Combined Cycle			Other			300			300	Full Capacity		KERN	CA	PGAE	Midway-Wheeler Ridge 230 kV Line	1/1/2019	1/1/2019	NA	Complete	None	NA			
LASALLE SOLAR PROJECT	1001	5/1/2013	4/30/2013	WITHDRAWN	2/27/2014	C06	Photovoltaic			Solar			20			20	Full Capacity		KINGS	CA	PGAE	Henreitta-GWF 115kV Line	10/1/2016	10/1/2016	NA	Complete	None	NA			
DRY CREEK (FKA JASMIN POWER 3)	1003	4/30/2013	4/30/2013	WITHDRAWN	4/29/2014	C06	Combustion Turbine			Natural Gas			86			86	Full Capacity		KERN	CA	SCE	Vestal-Magunden #2 220kV line	1/1/2017	1/1/2017	NA	Complete	None	NA			
CLEARVISTA SOLAR 1	1004	12/24/2013	1/23/2014	WITHDRAWN	7/29/2014	FT	Photovoltaic			Solar			5			5	Energy Only		KERN	CA	SCE	Highwind Substation 220kV	10/31/2014	10/31/2014	None	NA	NA	NA			
DIXIE VALLEY 2	1006	3/28/2014	3/28/2014	WITHDRAWN	10/15/2014	ISP	Steam Turbine			Geothermal			5			5	Energy Only		CHURCHILL	NV	SCE	Control Substation 115kV	10/1/2014	10/1/2014	NA	None	None	NA			
COYOTE CREEK ENERGY STORAGE	1007	5/1/2014	4/30/2014	WITHDRAWN	3/20/2015	C07	Storage			Battery			20			20	Full Capacity		SANTA CLARA	CA	PGAE	Los Esteros Substation 115kV	3/1/2019	1/1/2020	NA	Complete	None	NA	None		
DIABLO ENERGY FACILITY	1008	4/29/2014	4/30/2014	WITHDRAWN	1/30/2015	C07	Combustion Turbine			Natural Gas			309			309	Full Capacity		CONTRA COSTA	CA	PGAE	Pittsburg Substation 115 kV	6/1/2017	6/1/2017	NA	None	None	NA			
DIABLO ENERGY STORAGE	1009	4/29/2014	4/30/2014	WITHDRAWN	1/30/2015	C07	Storage			Battery			20			20	Full Capacity		CONTRA COSTA	CA	PGAE	Pittsburg Substation 60kV	6/1/2016	6/1/2016	NA	None	None	NA			
COLINAS DE ORO	1011	4/28/2014	4/30/2014	WITHDRAWN	1/11/2021	C07	Storage			Battery			30			30	Full Capacity		ALAMEDA	CA	PGAE	Tesla Substation 115kV	12/1/2016	3/1/2021	NA	Complete	Complete	NA	Executed	IC Request	
HONEY BEE	1012	4/30/2014	4/30/2014	WITHDRAWN	1/27/2015	C07	Storage			Battery			20			20	Full Capacity		SANTA CLARA	CA	PGAE	FMC Substation 115 kV	6/1/2016	6/1/2016	NA	None	None	NA			
LAKE CLEMENTINE HYDROELECTRIC C7	1013	5/1/2014	4/30/2014	WITHDRAWN	2/10/2015	C07	Hydro			Water			15.50			15.50	Full Capacity		PLACER	CA	PGAE	Halsey Substation 60 kV	1/15/2018	1/15/2018	NA	None	None	NA			
PARADISE CUT	1014	4/30/2014	4/30/2014	WITHDRAWN	11/30/2016	C07	Storage			Battery			10			10	Full Capacity		SAN JOAQUIN	CA	PGAE	Kasson-Louise 60kV Line	6/1/2016	6/1/2016	NA	Complete	Complete	NA		IC Request	





The California ISO Controlled Grid Generation Queue for All: Withdrawn


Report Run Date: 04/29/2025


							Generating Facility						Net MWs to Grid				Deliverability Status		Location		Point of Interconnection				Study Availability						
Project Name	Queue Position	Interconnection Request Receive Date	Queue Date	Application Status	Withdrawn Date	Study Process	Type-1	Type-2	Type-3	Fuel-1	Fuel-2	Fuel-3	MW-1	MW-2	MW-3	MW Total	Full Capacity, Partial or Energy Only (FC/P/EO)	Off-Peak Deliverability and Economic Only	County	State	Utility	Station or Transmission Line	Proposed On-line Date (as filed with IR)	Current On-line Date	Feasibility Study <i>or</i> Supplemental Review	System Impact Study <i>or</i> Phase I Cluster Study	Facilities Study (FAS) <i>or</i> Phase II Cluster Study	Optional Study (OS)	Interconnection Agreement Status	Reason for Withdrawal	
PLEASANT GROVE GRID STABILIZATION PROJECT	1015	4/30/2014	4/30/2014	WITHDRAWN	2/3/2015	C07	Storage			Batter y			20			20	Full Capacity		PLACER	CA	PGAE	Pleasant Grove Substation 115 kV	12/31/2016	12/31/2016	NA	None	None	NA			
SGS FREMONT	1017	4/30/2014	4/30/2014	WITHDRAWN	2/11/2015	C07	Storage			Batter y			50			50	Full Capacity		ALAMEDA	CA	PGAE	Newark Substation 115 kV	1/1/2019	1/1/2019	NA	None	None	NA			
SGS LIVERMORE (FKA SGS SOUTH SAN FRANCISCO)	1018	4/30/2014	4/30/2014	WITHDRAWN	5/11/2015	C07	Storage			Batter y			50			50	Full Capacity		SAN MATEO	CA	PGAE	Las Positas 60 kV	1/1/2019	1/1/2019	NA	Complete	None	NA			
SHINGLE SPRINGS GRID STABILIZATION PROJECT	1019	4/30/2014	4/30/2014	WITHDRAWN	2/19/2015	C07	Storage			Batter y			40			40	Full Capacity		EL DORADO	CA	PGAE	Shingle Springs Substation 115kV	12/31/2016	12/31/2016	NA	None	None	NA			
SKY VALLEY WIND	1020	4/28/2014	4/30/2014	WITHDRAWN	2/5/2015	C07	Wind Turbine			Wind Turbin e			50			50	Full Capacity		SOLANO	CA	PGAE	Vaca-Vacaville-Jameson-North Tower 115kV	12/31/2017	12/31/2017	NA	None	None	NA			
STOCKTON BIOMASS	1021	4/30/2014	4/30/2014	WITHDRAWN	10/25/2018	C07	Steam Turbine			Biofue l			5			5	Full Capacity		SAN JOAQUIN	CA	PGAE	Stockton A #1 line 60 kV, Cogeneration National 60 kV tap	12/31/2016	2/28/2018	NA	Complete	Complete	NA	Executed		
TESLA WIND BANK	1022	4/30/2014	4/30/2014	WITHDRAWN	7/2/2014	C07	Storage			Batter y			30			30	Full Capacity		ALAMEDA	CA	PGAE	Patterson Pass 230 kV Substation	12/1/2016	12/1/2016	NA	None	None	NA			
UMBARGER EVERGREEN ENERGY STORAGE	1023	4/30/2014	4/30/2014	WITHDRAWN	4/1/2015	C07	Storage			Batter y			20			20	Full Capacity		SANTA CLARA	CA	PGAE	Evergreen Substation 60kV	8/1/2016	8/1/2016	NA	Complete	None	NA		Failure to Cure Deficiency	
VICTOR GRID STABILIZATION PROJECT	1024	4/30/2014	4/30/2014	WITHDRAWN	2/17/2015	C07	Storage			Batter y			30			30	Full Capacity		SAN JOAQUIN	CA	PGAE	Victor Substation 60 kV	12/31/2016	12/31/2016	NA	Complete	None	NA			
WATT ENERGY STORAGE	1025	4/30/2014	4/30/2014	WITHDRAWN	1/27/2015	C07	Storage			Batter y			15			15	Full Capacity		SOLANO	CA	PGAE	Jameson Substation 115 kV	1/1/2017	1/1/2017	NA	None	None	NA			
WEBER GRID STABILIZATION PROJECT	1026	4/30/2014	4/30/2014	WITHDRAWN	6/18/2015	C07	Storage			Batter y			25			25	Full Capacity		SAN JOAQUIN	CA	PGAE	Weber Substation 60kV	12/31/2016	12/31/2016	NA	Complete	None	NA			
SOUTH LAKE SOLAR	1030	4/30/2014	4/30/2014	WITHDRAWN	5/27/2020	C07	Photovoltaic	Stora ge		Solar	Batte ry		15	5		20	Energy Only		FRESNO	CA	PGAE	Schindler-Huron-Gates Tap 70kV	12/15/2016	4/15/2021	NA	Complete	Complete	NA	Executed	IC Request	
STONECROP	1031	4/30/2014	4/30/2014	WITHDRAWN	9/19/2016	C07	Photovoltaic			Solar			20			20	Full Capacity		FRESNO	CA	PGAE	Gates Substation 230kV	11/1/2016	7/15/2019	NA	Complete	Complete	NA		IC Request	

The contents of these pages are subject to change without notice. Decisions based on information contained within the California ISO's web site are the visitor's sole responsibility.

 California ISO				The California ISO Controlled Grid Generation Queue for All: Withdrawn																						Report Run Date: 04/29/2025					
							Generating Facility						Net MWs to Grid				Deliverability Status		Location		Point of Interconnection				Study Availability						
Project Name	Queue Position	Interconnection Request Receive Date	Queue Date	Application Status	Withdrawn Date	Study Process	Type-1	Type-2	Type-3	Fuel-1	Fuel-2	Fuel-3	MW-1	MW-2	MW-3	MW Total	Full Capacity, Partial or Energy Only (FC/P/EO)	Off-Peak Deliverability and Economic Only	County	State	Utility	Station or Transmission Line	Proposed On-line Date (as filed with IR)	Current On-line Date	Feasibility Study <i>or</i> Supplemental Review	System Impact Study <i>or</i> Phase I Cluster Study	Facilities Study (FAS) <i>or</i> Phase II Cluster Study	Optional Study (OS)	Interconnection Agreement Status	Reason for Withdrawal	
BROKEN SPOKE	1033	5/1/2014	4/30/2014	WITHDRAWN	4/22/2016	C07	Photovoltaic			Solar			20			20	Full Capacity		KERN	CA	PGAE	Arco Substation 70 kV	11/1/2016	11/1/2016	NA	Complete	Complete	NA			
HIGH NOON	1034	4/30/2014	4/30/2014	WITHDRAWN	1/27/2015	C07	Photovoltaic			Solar			20			20	Full Capacity		KINGS	CA	PGAE	Waukena Substation 115kV	11/1/2016	11/1/2016	NA	None	None	NA			
MAGELLAN SOLAR	1035	4/25/2014	4/30/2014	WITHDRAWN	3/24/2015	C07	Photovoltaic			Solar			20			20	Full Capacity		KERN	CA	PGAE	Arco Substation 70kV	12/1/2017	6/1/2018	NA	Complete	None	NA		IC Request	
NEW HECA	1037	4/28/2014	4/30/2014	WITHDRAWN	4/1/2015	C07	Steam Turbine			Natural Gas			300			300	Full Capacity		KERN	CA	PGAE	Midway-Wheeler Ridge 230 kV	1/1/2020	1/31/2020	NA	Complete	None	NA			
PANDORA SOLAR	1038	4/25/2014	4/30/2014	WITHDRAWN	6/3/2016	C07	Photovoltaic			Solar			60			60	Full Capacity		KERN	CA	PGAE	Arco Substation 70kV	12/1/2017	6/1/2018	NA	Complete	Complete	NA		Failure to Cure Deficiency	
PUMA FORK	1039	4/30/2014	4/30/2014	WITHDRAWN	1/27/2015	C07	Photovoltaic			Solar			20			20	Full Capacity		KERN	CA	PGAE	7th Standard Substation 115 kV	11/1/2016	11/1/2016	NA	None	None	NA			
BCS ENERGY STORAGE	1041	4/30/2014	4/30/2014	WITHDRAWN	1/22/2015	C07	Photovoltaic	Storage		Solar	Battery		20	20		20	Full Capacity		IMPERIAL	CA	SDGE	Imperial Valley Substation 230 kV	6/1/2015	6/1/2015	NA	None	None	NA			
BIG POTRERO	1042	4/29/2014	4/30/2014	WITHDRAWN	2/5/2015	C07	Photovoltaic			Solar			20			20	Full Capacity		SAN DIEGO	CA	SDGE	Cameron Substation 69 kV	11/1/2016	11/1/2016	NA	None	None	NA			
CANASTA	1043	4/29/2014	4/30/2014	WITHDRAWN	1/27/2015	C07	Photovoltaic			Solar			20			20	Full Capacity		SAN DIEGO	CA	SDGE	Creelman Substation 69 kV	11/1/2016	11/1/2016	NA	None	None	NA			
CCI HYBRID POWER	1044	4/30/2014	4/30/2014	WITHDRAWN	7/9/2014	C07	Combustion Turbine	Storage		Natural Gas	Battery		448	60		508	Full Capacity		SAN DIEGO	CA	SDGE	Mission-San Luis Rey 230 kV line	6/1/2019	6/1/2019	NA	None	None	NA			
ECO ENERGY STORAGE CENTER	1046	4/28/2014	4/30/2014	WITHDRAWN	2/16/2015	C07	Storage			Battery			10			10	Full Capacity		SAN DIEGO	CA	SDGE	East County Substation 138kV	12/15/2016	12/15/2016	NA	None	None	NA			
HAWKWIND	1049	4/29/2014	4/30/2014	WITHDRAWN	1/27/2015	C07	Photovoltaic			Solar			20			20	Full Capacity		SAN DIEGO	CA	SDGE	ECO Substation 138kV	11/1/2016	11/1/2016	NA	None	None	NA			
HONEY BADGER	1050	4/29/2014	4/30/2014	WITHDRAWN	1/7/2016	C07	Photovoltaic			Solar			20			20	Full Capacity		SAN DIEGO	CA	SDGE	Cameron Substation 69kV	11/1/2016	11/1/2016	NA	Complete	None	NA			
KEARNY HYBRID POWER	1051	4/30/2014	4/30/2014	WITHDRAWN	1/26/2015	C07	Storage	Photovoltaic		Battery	Solar		30	90		120	Full Capacity		SAN DIEGO	CA	SDGE	Kearny Substation 69kV	6/1/2019	6/1/2019	NA	None	None	NA			
MESA ROJO	1052	4/29/2014	4/30/2014	WITHDRAWN	1/28/2015	C07	Photovoltaic			Solar			20			20	Full Capacity		SAN DIEGO	CA	SDGE	San Ysabel Substation 69kV	11/1/2016	11/1/2016	NA	None	None	NA			

				The California ISO Controlled Grid Generation Queue for All: Withdrawn																					Report Run Date: 04/29/2025						
							Generating Facility						Net MWs to Grid				Deliverability Status		Location		Point of Interconnection				Study Availability						
Project Name	Queue Position	Interconnection Request Receive Date	Queue Date	Application Status	Withdrawn Date	Study Process	Type-1	Type-2	Type-3	Fuel-1	Fuel-2	Fuel-3	MW-1	MW-2	MW-3	MW Total	Full Capacity, Partial or Energy Only (FC/P/EO)	Off-Peak Deliverability and Economic Only	County	State	Utility	Station or Transmission Line	Proposed On-line Date (as filed with IR)	Current On-line Date	Feasibility Study <i>or</i> Supplemental Review	System Impact Study <i>or</i> Phase I Cluster Study	Facilities Study (FAS) <i>or</i> Phase II Cluster Study	Optional Study (OS)	Interconnection Agreement Status	Reason for Withdrawal	
MIGUEL ENERGY STORAGE	1054	4/30/2014	4/30/2014	WITHDRAWN	7/7/2014	C07	Storage			Batter y			150			150	Full Capacity		SAN DIEGO	CA	SDGE	Miguel Substation 230kV	12/31/2016	12/31/2016	NA	None	None	NA			
NCC HYBRID POWER	1055	4/30/2014	4/30/2014	WITHDRAWN	1/26/2015	C07	Storage	Comb ution Turbi ne		Batter y	Natur al Gas		60	384		444	Full Capacity		SAN DIEGO	CA	SDGE	San Luis Rey Substation 230 kV	6/1/2019	6/1/2019	NA	None	None	NA			
NCI HYBRID POWER	1056	4/30/2014	4/30/2014	WITHDRAWN	3/20/2015	C07	Photovoltaic	Stora ge	Co mbu stion Turb ine	Solar	Batte ry	Natur al Gas	30	60	448	538	Full Capacity		SAN DIEGO	CA	SDGE	Talega-Escondido 230kV line	6/1/2019	6/1/2019	NA	Complete	None	NA			
OTAY MESA ENERGY CENTER AGP	1057	4/30/2014	4/30/2014	WITHDRAWN	3/24/2015	C07	Combined Cycle			Natur al Gas			35			35	Full Capacity		SAN DIEGO	CA	SDGE	Otay Mesa Switchyard 230 kV	5/1/2016	5/1/2016	NA	Complete	None	NA			
SEA LION ENERGY STORAGE	1059	4/30/2014	4/30/2014	WITHDRAWN	3/30/2015	C07	Storage			Batter y			20			20	Full Capacity		SAN DIEGO	CA	SDGE	San Luis Rey Substation 69 kV	1/1/2017	1/1/2017	NA	Complete	None	NA			
SLW (FKA SHU'LUUK WIND)	1060	4/30/2014	4/30/2014	WITHDRAWN	4/1/2015	C07	Wind Turbine			Wind Turbin e			160			160	Full Capacity		SAN DIEGO	CA	SDGE	Boulevard East Substation 138kV	12/31/2017	12/31/2017	NA	Complete	None	NA			
WILEY ROAD	1063	4/29/2014	4/30/2014	WITHDRAWN	1/28/2015	C07	Photovoltaic			Solar			20			20	Full Capacity		SAN DIEGO	CA	SDGE	Salt Creek Substation 69kV	11/1/2016	11/1/2016	NA	None	None	NA			
CABALLO LOCO	1065	4/29/2014	4/30/2014	WITHDRAWN	6/3/2016	C07	Photovoltaic			Solar			50			50	Energy Only		NYE	NV	VEA	Vista Substation 138kV	11/1/2016	4/5/2019	NA	Complete	Complete	NA	Failure to Cure Deficiency		
ROADRUNNER	1066	4/29/2014	4/30/2014	WITHDRAWN	3/2/2018	C07	Photovoltaic			Solar			50			50	Energy Only		NYE	NV	VEA	Vista Substation 138kV	11/1/2016	4/5/2019	NA	Complete	Complete	NA	IC Request		
SPRING MOUNTAIN SOLAR	1067	4/30/2014	4/30/2014	WITHDRAWN	2/17/2015	C07	Photovoltaic			Solar			100			100	Full Capacity		NYE	NV	VEA	Gamebird Substation 138kV	12/1/2017	12/1/2017	NA	Complete	None	NA	IC Request		
SUNSHINE VALLEY SOLAR 3	1068	4/30/2014	4/30/2014	WITHDRAWN	2/17/2015	C07	Photovoltaic			Solar			65			65	Full Capacity		NYE	NV	VEA	Valley Substation 138kV	12/1/2017	12/1/2017	NA	Complete	None	NA	IC Request		
BOULDER SOLAR 3 (FKA: BOULDER SOLAR POWER C7)	1069	4/30/2014	4/30/2014	WITHDRAWN	12/29/2016	C07	Photovoltaic			Solar			250			250	Energy Only		CLARK	NV	SCE	SCE owned Eldorado 220 kV bus	9/15/2016	8/1/2018	NA	Complete	Complete	NA	IC Request		

				The California ISO Controlled Grid Generation Queue for All: Withdrawn																						Report Run Date: 04/29/2025					
							Generating Facility						Net MWs to Grid				Deliverability Status		Location		Point of Interconnection				Study Availability						
Project Name	Queue Position	Interconnection Request Receive Date	Queue Date	Application Status	Withdrawn Date	Study Process	Type-1	Type-2	Type-3	Fuel-1	Fuel-2	Fuel-3	MW-1	MW-2	MW-3	MW Total	Full Capacity, Partial or Energy Only (FC/P/EO)	Off-Peak Deliverability and Economic Only	County	State	Utility	Station or Transmission Line	Proposed On-line Date (as filed with IR)	Current On-line Date	Feasibility Study <i>or</i> Supplemental Review	System Impact Study <i>or</i> Phase I Cluster Study	Facilities Study (FAS) <i>or</i> Phase II Cluster Study	Optional Study (OS)	Interconnection Agreement Status	Reason for Withdrawal	
JUPITER SOLAR	1070	4/25/2014	4/30/2014	WITHDRAWN	6/3/2016	C07	Photovoltaic			Solar			250			250	Full Capacity		RIVERSIDE	CA	SCE	Red Bluff Substation 230 kV	12/1/2017	12/1/2018	NA	Complete	Complete	NA		Failure to Cure Deficiency	
QUARTZITE SOLAR 7	1071	5/1/2014	4/30/2014	WITHDRAWN	2/21/2019	C07	Photovoltaic			Solar			150			150	Energy Only		RIVERSIDE	CA	SCE	Colorado River Substation 230 kV	12/31/2016	12/1/2019	NA	Complete	Complete	NA			
VERMILLION	1072	4/30/2014	4/30/2014	WITHDRAWN	1/27/2015	C07	Photovoltaic			Solar			100			100	Full Capacity		RIVERSIDE	CA	SCE	Devers Substation 230kV	11/1/2017	11/1/2017	NA	Complete	None	NA		IC Request	
MISSION ROCK ENERGY CENTER (FKA MISSION ROCK ENERGY CENTER FLEX)	1073	4/30/2014	4/30/2014	WITHDRAWN	3/24/2015	C07	Combined Cycle			Natural Gas			305			305	Full Capacity		VENTURA	CA	SCE	Santa Clara Substation 230 kV	3/1/2019	3/1/2019	NA	Complete	None	NA			
ROSE MEADOW WIND BANK	1075	4/30/2014	4/30/2014	WITHDRAWN	4/1/2015	C07	Storage			Battery			50			50	Full Capacity		KERN	CA	SCE	Whirlwind 230kV bus	12/1/2016	6/1/2022	NA	Complete	None	NA			
ALAMITOS ENERGY STORAGE	1077	4/29/2014	4/30/2014	WITHDRAWN	3/18/2015	C07	Storage			Battery			300			300	Full Capacity		LOS ANGELES	CA	SCE	Alamitos Switching Station 220kV	3/1/2018	3/1/2018	NA	Complete	None	NA			
BIRCH STREET - BATTERY SYSTEM	1078	4/17/2014	4/30/2014	WITHDRAWN	6/26/2014	C07	Storage			Battery			118			118	Partial Capacity		ORANGE	CA	SCE	Ellis-Santiago 220kV line	5/1/2018	5/1/2018	NA	None	None	NA		IC Request	
BIRCH STREET - COMBINED CYCLE	1079	4/17/2014	4/30/2014	WITHDRAWN	6/26/2014	C07	Combined Cycle			Natural Gas			378			378	Full Capacity		ORANGE	CA	SCE	Ellis-Santiago line 220kV	7/1/2018	7/1/2018	NA	None	None	NA			
BIRCH STREET GENERATION FACILITY (FKA BIRCH STREET- SIMPLE CYCLE)	1080	4/17/2014	4/30/2014	WITHDRAWN	2/3/2015	C07	Combustion Turbine	Storage		Natural Gas	Battery		507.40	118		625.40	Partial Capacity		ORANGE	CA	SCE	Ellis-Santiago line 220kV	3/1/2018	3/1/2018	NA	None	None	NA			
GRAND AVE - BATTERY SYSTEM	1081	4/29/2014	4/30/2014	WITHDRAWN	6/26/2014	C07	Storage			Battery			118			118	Partial Capacity		ORANGE	CA	SCE	Johanna Switchyard 230 kV	5/1/2018	5/1/2018	NA	None	None	NA		IC Request	
GRAND AVE- COMBINED CYCLE	1082	4/29/2014	4/30/2014	WITHDRAWN	6/26/2014	C07	Combined Cycle			Natural Gas			378			378	Full Capacity		ORANGE	CA	SCE	Johanna Switchyard 230 kV	7/1/2018	7/1/2018	NA	None	None	NA			
GRAND AVE GENERATION FACILITY (FKA GRAND AVE SIMPLE CYCLE)	1083	4/29/2014	4/30/2014	WITHDRAWN	2/3/2015	C07	Combustion Turbine	Storage		Natural Gas	Battery		507.40	118		625.40	Partial Capacity		ORANGE	CA	SCE	Johanna Switchyard 230kV	7/1/2018	7/1/2018	NA	None	None	NA			


 California ISO				The California ISO Controlled Grid Generation Queue for All: Withdrawn																					Report Run Date: 04/29/2025						
							Generating Facility						Net MWs to Grid				Deliverability Status		Location		Point of Interconnection				Study Availability						
Project Name	Queue Position	Interconnection Request Receive Date	Queue Date	Application Status	Withdrawn Date	Study Process	Type-1	Type-2	Type-3	Fuel-1	Fuel-2	Fuel-3	MW-1	MW-2	MW-3	MW Total	Full Capacity, Partial or Energy Only (FC/P/EO)	Off-Peak Deliverability and Economic Only	County	State	Utility	Station or Transmission Line	Proposed On-line Date (as filed with IR)	Current On-line Date	Feasibility Study <i>or</i> Supplemental Review	System Impact Study <i>or</i> Phase I Cluster Study	Facilities Study (FAS) <i>or</i> Phase II Cluster Study	Optional Study (OS)	Interconnection Agreement Status	Reason for Withdrawal	
JOHANNA ENERGY CENTER (FKA JOHANNA ENERGY CENTER LMS)	1084	4/30/2014	4/30/2014	WITHDRAWN	2/18/2015	C07	Combustion Turbine			Natural Gas			220			220	Full Capacity		ORANGE	CA	SCE	Johanna Substation 230 kV	3/1/2019	3/1/2019	NA	None	None	NA			
MIRA LOMA HYBRID POWER PROJECT	1085	4/30/2014	4/30/2014	WITHDRAWN	7/17/2014	C07	Combustion Turbine	Storage	Steam Turbine	Natural Gas	Battery	Natural Gas	455	50	405	910	Full Capacity		SAN BERNARDINO	CA	SCE	Mira Loma Substation 220kV Tap	6/1/2020	6/1/2020	NA	None	None	NA			
SANTA ANA ENERGY CENTER	1087	4/28/2014	4/30/2014	WITHDRAWN	2/10/2015	C07	Combustion Turbine			Natural Gas			700			700	Full Capacity		ORANGE	CA	SCE	Johanna Substation 230 kV	12/31/2018	12/31/2018	NA	Complete	None	NA			
VIEJO HYBRID POWER	1088	4/30/2014	4/30/2014	WITHDRAWN	1/26/2015	C07	Storage	Steam Turbine	Combustion Turbine	Battery	Natural Gas	Natural Gas	50	405	455	910	Full Capacity		RIVERSIDE	CA	SCE	Chino-Viejo 220 kV line	6/1/2019	6/1/2019	NA	Complete	None	NA		IC Request	
HIGH DESERT SOLAR PV	1089	4/30/2014	4/30/2014	WITHDRAWN	4/1/2015	C07	Photovoltaic			Solar			89.95			89.95	Full Capacity		SAN BERNARDINO	CA	SCE	Desert View Substation 220kV	8/15/2018	4/30/2018	NA	Complete	None	NA			
CENTINELA SOLAR ENERGY FACILITY 2MWFT	1090	6/11/2014	6/11/2014	WITHDRAWN	9/4/2014	FT	Storage			Solar			2			2	Energy Only		IMPERIAL	CA	SDGE	Imperial Valley 230kV sub	1/15/2015	1/15/2015	None	NA	NA	NA			
WESTLANDS SOLAR FARMS PV2	1091	5/22/2014	5/14/2014	WITHDRAWN	4/24/2015	FT	Photovoltaic			Solar			1.50			1.50	Energy Only		FRESNO	CA	PGAE	Gates-Coalinga 70 kV Line #1	2/15/2015	8/1/2015	None	NA	NA	NA			
PUERTA SOLAR CENTER	1092	1/13/2014	8/25/2014	WITHDRAWN	6/6/2017	ISP	Photovoltaic			Solar			49			49	Full Capacity		FRESNO	CA	PGAE	Gates-Coalinga #2 70 kV Line	9/30/2015	8/30/2017	NA	None	None	NA		IC Request	
SWEETWATER ENERGY STORAGE	1093	11/4/2014	10/31/2014	WITHDRAWN	12/29/2014	FT	Storage			Battery			5			5	Energy Only		SAN DIEGO	CA	SDGE	Miguel 69kV	3/1/2016	3/1/2016	Offered	NA	NA	NA			
WOODLAND BATTERY PROJECT	1094	2/19/2015	3/26/2015	WITHDRAWN	5/5/2016	ISP	Storage			Battery			25			25	Full Capacity		YOLO	CA	PGAE	115kV tap on Woodland-Davis 115kV line	9/1/2017	9/1/2017	NA	None	None	NA			
BLUE SANDS SOLAR PV	1095	2/5/2015	4/7/2015	WITHDRAWN	8/4/2015	FT	Photovoltaic			Solar			5			5	Energy Only		NYE	NV	VEA	Valley Substation 138kV	12/1/2015	12/1/2015	None	NA	NA	NA		None	
BIRDS LANDING WIND	1098	4/30/2015	4/30/2015	WITHDRAWN	12/14/2016	C08	Wind Turbine			Wind Turbine			1.84			1.84	Full Capacity		SOLANO	CA	PGAE	Birds Landing Substation 230kV	12/1/2016	12/1/2017	NA	None	None	NA		IC Request	




The California ISO Controlled Grid Generation Queue for All: Withdrawn

Report Run Date: 04/29/2025

Project Name	Queue Position	Interconnection Request Receive Date	Queue Date	Application Status	Withdrawn Date	Study Process	Generating Facility						Net MWs to Grid				Deliverability Status		Location		Point of Interconnection				Study Availability					
							Type-1	Type-2	Type-3	Fuel-1	Fuel-2	Fuel-3	MW-1	MW-2	MW-3	MW Total	Full Capacity, Partial or Energy Only (FC/P/EO)	Off-Peak Deliverability and Economic Only	County	State	Utility	Station or Transmission Line	Proposed On-line Date (as filed with IR)	Current On-line Date	Feasibility Study <i>or</i> Supplemental Review	System Impact Study <i>or</i> Phase I Cluster Study	Facilities Study (FAS) <i>or</i> Phase II Cluster Study	Optional Study (OS)	Interconnection Agreement Status	Reason for Withdrawal
BRIDGEHEAD ES	1099	4/29/2015	4/30/2015	WITHDRAWN	3/2/2016	C08	Storage			Batter y			103			103	Full Capacity		CONTRA COSTA	CA	PGAE	Du Pont Substation 60 kV Bus	12/31/2021	12/31/2021	NA	None	None	NA		
BRISBANE ES	1100	4/29/2015	4/30/2015	WITHDRAWN	7/17/2015	C08	Storage			Batter y			412			412	Full Capacity		SAN MATEO	CA	PGAE	Martin Substation 115 kV Bus	12/31/2021	12/31/2021	NA	None	None	NA		
COOLEY LANDING BESS	1101	4/30/2015	4/30/2015	WITHDRAWN	4/15/2016	C08	Storage			Batter y			20			20	Full Capacity		SAN MATEO	CA	PGAE	Cooley Landing 60kV Substation	9/1/2017	6/1/2018	NA	None	None	NA		IC Request
CORNWALL ENERGY STORAGE	1102	4/30/2015	4/30/2015	WITHDRAWN	2/22/2016	C08	Storage			Batter y			20			20	Full Capacity		CONTRA COSTA	CA	PGAE	Pittsburgh - GWF Tap #1 60kV	6/1/2018	6/1/2018	NA	None	None	NA		
GEYSERS UNIT 11 RECONNECTION	1104	4/29/2015	4/30/2015	WITHDRAWN	2/5/2016	C08	Steam Turbine			Geoth ermal			0.10			74	Full Capacity		SONOMA	CA	PGAE	Geysers 17- Fulton 230kV transmission line	3/3/2017	3/3/2017	NA	None	None	NA		
GOLDENEYE ENERGY STORAGE CENTER	1105	4/30/2015	4/30/2015	WITHDRAWN	4/26/2016	C08	Storage			Batter y			20			20	Full Capacity		CONTRA COSTA	CA	PGAE	230 kV bus at the Kelso Substation via the Mariposa Energy 230 kV tie line	12/1/2018	8/1/2021	NA	None	None	NA		
MOLINO ES	1107	4/30/2015	4/30/2015	WITHDRAWN	4/29/2016	C08	Storage			Batter y			10			10	Full Capacity		SONOMA	CA	PGAE	Molino Substation 60kV bus	3/1/2020	3/1/2020	NA	Complete	None	NA		
NICOLAUS STORAGE	1108	4/30/2015	4/30/2015	WITHDRAWN	5/31/2017	C08	Storage			Batter y			64			64	Full Capacity		SUTTER	CA	PGAE	East Nicolaus 115kV Substation	12/1/2020	12/1/2020	NA	None	Complete	NA		IC Request
OAKLAND ES	1110	4/29/2015	4/30/2015	WITHDRAWN	7/2/2015	C08	Storage			Batter y			156			153	Full Capacity		ALAMEDA	CA	PGAE	Oakland J 115kV substation bus	12/31/2021	12/31/2021	NA	None	None	NA		
POINT ARENA ES	1112	4/30/2015	4/30/2015	WITHDRAWN	4/29/2016	C08	Storage			Batter y			10			10	Full Capacity		MENDOCINO	CA	PGAE	Point Arena Substation 60kV	3/1/2020	3/1/2020	NA	Complete	None	NA		
SAND HILL WIND 2	1114	4/30/2015	4/30/2015	WITHDRAWN	5/2/2016	C08	Wind Turbine			Wind Turbin e			52.50			52.50	Full Capacity		ALAMEDA	CA	PGAE	Tesla to Delta Switching Yard at the Altamont-Midway Substation	6/30/2017	6/30/2017	NA	Complete	None	NA		
SHINGLE SPRINGS ES	1115	4/30/2015	4/30/2015	WITHDRAWN	4/29/2016	C08	Storage			Batter y			10			10	Full Capacity		EL DORADO	CA	PGAE	Shingle Springs Substation 115 kV	3/1/2020	3/1/2020	NA	Complete	None	NA		

 California ISO				The California ISO Controlled Grid Generation Queue for All: Withdrawn																						Report Run Date: 04/29/2025					
							Generating Facility						Net MWs to Grid				Deliverability Status		Location		Point of Interconnection				Study Availability						
Project Name	Queue Position	Interconnection Request Receive Date	Queue Date	Application Status	Withdrawn Date	Study Process	Type-1	Type-2	Type-3	Fuel-1	Fuel-2	Fuel-3	MW-1	MW-2	MW-3	MW Total	Full Capacity, Partial or Energy Only (FC/P/EO)	Off-Peak Deliverability and Economic Only	County	State	Utility	Station or Transmission Line	Proposed On-line Date (as filed with IR)	Current On-line Date	Feasibility Study <i>or</i> Supplemental Review	System Impact Study <i>or</i> Phase I Cluster Study	Facilities Study (FAS) <i>or</i> Phase II Cluster Study	Optional Study (OS)	Interconnection Agreement Status	Reason for Withdrawal	
BELTRAN SOLAR	1118	4/30/2015	4/30/2015	WITHDRAWN	5/2/2016	C08	Photovoltaic			Solar			300			300	Full Capacity		STANISLAUS	CA	PGAE	Westley-Quinto 230 kV line	12/1/2016	9/1/2018	NA	Complete	None	NA		Failure to Cure Deficiency	
CENTRAL VALLEY	1119	4/30/2015	4/30/2015	WITHDRAWN	2/16/2016	C08	Photovoltaic			Solar			60			60	Full Capacity		FRESNO	CA	PGAE	Mendota 115kV substation	6/1/2021	6/1/2021	NA	None	None	NA			
CORCORAN 2 BESS ADDITION	1121	4/29/2015	4/30/2015	WITHDRAWN	5/16/2017	C08	Photovoltaic	Storage		Solar	Battery		19.75	3		19.75	Full Capacity		KINGS	CA	PGAE	Waukena Switching Station 115kV	12/31/2018	12/31/2018	NA	Complete	None	NA		IC Request	
DOS AMIGOS SOLAR	1122	4/30/2015	4/30/2015	WITHDRAWN	5/3/2017	C08	Photovoltaic			Solar			81.80			81.80	Energy Only		MERCED	CA	PGAE	Mercy Springs 70 kV Switching Station	12/31/2019	12/1/2020	NA	Complete	None	NA		IC Request	
FIREBAUGH PANOCHE BESS (FKA PANOCHE ENERGY RELIABILITY CENTER)	1123	4/30/2015	4/30/2015	WITHDRAWN	3/8/2016	C08	Storage			Battery			50			50	Full Capacity		FRESNO	CA	PGAE	Panoche-Schindler #2 115 kV Line via the Cheney #1 Tap 115 kV Line	5/1/2018	5/1/2018	NA	None	None	NA			
FRESNO SOLAR 1	1124	4/30/2015	4/30/2015	WITHDRAWN	6/25/2015	C08	Photovoltaic			Solar			247			247	Full Capacity		FRESNO	CA	PGAE	Helm-Firebaugh 230kV line	12/31/2018	12/31/2018	NA	None	None	NA			
GALE SOLAR 1	1125	4/22/2015	4/30/2015	WITHDRAWN	7/2/2015	C08	Photovoltaic			Solar			50			50	Full Capacity		FRESNO	CA	PGAE	Coalinga No 1 Substation 70kV	12/31/2018	12/31/2018	NA	None	None	NA			
HENRIETTA ENERGY STORAGE	1126	4/30/2015	4/30/2015	WITHDRAWN	1/20/2016	C08	Storage			Battery			25			25	Full Capacity		KINGS	CA	PGAE	Henrietta Substation - 70kV	5/1/2020	5/1/2020	NA	None	None	NA			
LUNA PRISM (FKA: MOON PRISM 2)	1130	4/30/2015	4/30/2015	WITHDRAWN	5/17/2018	C08	Storage			Battery			19.94			19.94	Energy Only		FRESNO	CA	PGAE	Tranquility Substation 230kV	12/31/2018	11/1/2020	NA	Complete	Complete	NA		IC Request	
ENERGY NUEVO STORAGE FARM (FKA NEW KEARNY ENERGY PARK)	1131	4/16/2015	4/30/2015	WITHDRAWN	6/6/2017	C08	Storage			Flywheel			20			20	Full Capacity		FRESNO	CA	PGAE	New Kearny Substation 70kV bus	5/1/2020	9/1/2020	NA	Complete	None	NA		Failure to Cure Deficiency	
OLD KEARNEY ES	1132	4/30/2015	4/30/2015	WITHDRAWN	4/29/2016	C08	Storage			Battery			10			10	Full Capacity		FRESNO	CA	PGAE	Kearney Substation 70kV bus	3/1/2020	3/1/2020	NA	Complete	None	NA			
OVEJA SOLAR FARM	1133	4/30/2015	4/30/2015	WITHDRAWN	4/11/2016	C08	Photovoltaic			Solar			50			50	Full Capacity		MERCED	CA	PGAE	Cantua 115kV substation	6/1/2020	6/1/2020	NA	None	None	NA			
QUAIL CREEK SOLAR 1	1134	4/24/2015	4/30/2015	WITHDRAWN	7/2/2015	C08	Photovoltaic			Solar			40			40	Full Capacity		FRESNO	CA	PGAE	Gates-Coalinga #1 70kV line at Jacalito	12/31/2018	12/31/2018	NA	None	None	NA			

				The California ISO Controlled Grid Generation Queue for All: Withdrawn																						Report Run Date: 04/29/2025					
							Generating Facility						Net MWs to Grid				Deliverability Status		Location		Point of Interconnection				Study Availability						
Project Name	Queue Position	Interconnection Request Receive Date	Queue Date	Application Status	Withdrawn Date	Study Process	Type-1	Type-2	Type-3	Fuel-1	Fuel-2	Fuel-3	MW-1	MW-2	MW-3	MW Total	Full Capacity, Partial or Energy Only (FC/P/EO)	Off-Peak Deliverability and Economic Only	County	State	Utility	Station or Transmission Line	Proposed On-line Date (as filed with IR)	Current On-line Date	Feasibility Study <i>or</i> Supplemental Review	System Impact Study <i>or</i> Phase I Cluster Study	Facilities Study (FAS) <i>or</i> Phase II Cluster Study	Optional Study (OS)	Interconnection Agreement Status	Reason for Withdrawal	
WESTLANDS APRICOT	1137	4/30/2015	4/30/2015	WITHDRAWN	5/11/2017	C08	Photovoltaic			Solar			20			20	Full Capacity		KINGS	CA	PGAE	Kent SW STA 70 kV	12/5/2016	10/15/2021	NA	None	None	NA		None	
WESTLANDS ARTICHOKE	1138	4/30/2015	4/30/2015	WITHDRAWN	5/11/2017	C08	Photovoltaic			Solar			50			50	Full Capacity		KINGS	CA	PGAE	Kent SW STA 70 kV	12/19/2016	11/3/2021	NA	None	None	NA		None	
WHITE ROCK SOLAR FARM	1140	4/30/2015	4/30/2015	WITHDRAWN	4/1/2016	C08	Photovoltaic			Solar			50			50	Full Capacity		MERCED	CA	PGAE	Le Grand Substation 115kV	6/1/2020	6/1/2020	NA	Complete	None	NA			
ALAMO SPRINGS SOLAR 1	1141	4/30/2015	4/30/2015	WITHDRAWN	7/22/2021	C08	Photovoltaic	Storage		Solar	Battery		80	73.60		80	Partial Capacity	Off-Peak Deliverability	KERN	CA	PGAE	Arco Substation 70kV	12/31/2018	12/15/2023	NA	Complete	Complete	NA	Executed	Failure to Cure Deficiency	
ALGOSO ES	1142	4/29/2015	4/30/2015	WITHDRAWN	3/2/2016	C08	Storage			Battery			206			206	Full Capacity		KERN	CA	PGAE	Magunden 115 kV Substation	12/31/2021	12/31/2021	NA	None	None	NA		IC Request	
AMERICAN KINGS 2	1144	4/28/2015	4/30/2015	WITHDRAWN	2/26/2016	C08	Photovoltaic			Solar			120			120	Full Capacity		KINGS	CA	PGAE	Henrietta Substation 70kV	11/1/2020	11/1/2020	NA	None	None	NA		IC Request	
ANCHO CREEK SOLAR	1145	4/30/2015	4/30/2015	WITHDRAWN	7/9/2015	C08	Photovoltaic			Solar			200			200	Full Capacity		KERN	CA	PGAE	Arco 230kV substation	12/31/2018	12/31/2018	NA	None	None	NA		IC Request	
ATWELL WEST BESS ADDITION	1146	4/29/2015	4/30/2015	WITHDRAWN	5/16/2017	C08	Photovoltaic	Storage		Solar	Battery		20	3		20	Full Capacity		TULARE	CA	PGAE	Olive switching station - Smyrna 115 Kv Line	12/31/2018	12/31/2019	NA	Complete	None	NA		IC Request	
BASKET RIDGE SOLAR	1147	4/30/2015	4/30/2015	WITHDRAWN	2/24/2016	C08	Photovoltaic			Solar			80			80	Full Capacity		KERN	CA	PGAE	Famoso Substation 115kV	12/31/2018	12/31/2018	NA	None	None	NA			
BRITAIN	1148	4/29/2015	4/30/2015	WITHDRAWN	2/26/2016	C08	Photovoltaic			Solar			21.70			21.70	Full Capacity		KERN	CA	PGAE	Arco-Polonio Pass 70 kV line	3/31/2018	3/31/2018	NA	None	None	NA			
CARNERAS SOLAR 1	1150	4/22/2015	4/30/2015	WITHDRAWN	7/2/2015	C08	Photovoltaic			Solar			20			20	Full Capacity		KERN	CA	PGAE	Blackwell Substation 70kV	12/31/2018	12/31/2018	NA	None	None	NA			
KIMBERLINA SOLAR	1151	4/30/2015	4/30/2015	WITHDRAWN	7/9/2015	C08	Photovoltaic			Solar			100			100	Full Capacity		KERN	CA	PGAE	Semitropic Substation 115kV	12/31/2018	12/31/2018	NA	None	None	NA		IC Request	
MARICOPA WEST SOLAR PV 3	1152	4/30/2015	4/30/2015	WITHDRAWN	4/25/2016	C08	Photovoltaic			Solar			20			20	Full Capacity		KERN	CA	PGAE	Maricopa-Copus 70kV line	12/31/2017	12/31/2017	NA	Complete	None	NA			
MORRO BAY WAVE ENERGY PROJECT	1153	4/28/2015	4/30/2015	WITHDRAWN	2/17/2016	C08	Other			Water			650			650	Full Capacity		SAN LUIS OBISPO	CA	PGAE	Morro Bay PP 230 kV	3/31/2020	3/31/2020	NA	None	None	NA			
MOUNT VERNON SOLAR	1154	4/30/2015	4/30/2015	WITHDRAWN	5/16/2018	C08	Photovoltaic			Solar			200			200	Energy Only		KERN	CA	PGAE	New Wheeler Ridge Junction 115kV substation	12/31/2018	12/1/2020	NA	Complete	Complete	NA		IC Request	



The California ISO Controlled Grid Generation Queue for All: Withdrawn

Report Run Date: 04/29/2025

							Generating Facility						Net MWs to Grid				Deliverability Status		Location		Point of Interconnection				Study Availability					
Project Name	Queue Position	Interconnection Request Receive Date	Queue Date	Application Status	Withdrawn Date	Study Process	Type-1	Type-2	Type-3	Fuel-1	Fuel-2	Fuel-3	MW-1	MW-2	MW-3	MW Total	Full Capacity, Partial or Energy Only (FC/P/EO)	Off-Peak Deliverability and Economic Only	County	State	Utility	Station or Transmission Line	Proposed On-line Date (as filed with IR)	Current On-line Date	Feasibility Study <i>or</i> Supplemental Review	System Impact Study <i>or</i> Phase I Cluster Study	Facilities Study (FAS) <i>or</i> Phase II Cluster Study	Optional Study (OS)	Interconnection Agreement Status	Reason for Withdrawal
PERIWINKLE	1155	4/29/2015	4/30/2015	WITHDRAWN	7/17/2015	C08	Photovoltaic	Storage		Solar	Battery		77.30	77.50		77.50	Full Capacity		KERN	CA	PGAE	Eastshore 115kV Substation	12/31/2018	12/31/2018	NA	None	None	NA		
SANTA MARIA ENERGY BESS (FKA SANTA MARIA ENERGY RELIABILITY CENTER)	1156	4/30/2015	4/30/2015	WITHDRAWN	3/8/2016	C08	Storage			Battery			42			42	Full Capacity		SANTA BARBARA	CA	PGAE	Santa Maria Cogen 115 kV Tap	5/1/2018	5/1/2018	NA	None	None	NA		
ALAMO SPRINGS SOLAR 2	1157	4/22/2015	4/30/2015	WITHDRAWN	7/22/2021	C08	Photovoltaic	Storage		Solar	Battery		50	46		50	Partial Capacity	Off-Peak Deliverability	KERN	CA	PGAE	Arco Substation 70kV	12/31/2018	12/15/2023	NA	Complete	Complete	NA	Executed	Failure to Cure Deficiency
TRAFALGAR	1159	4/30/2015	4/30/2015	WITHDRAWN	5/24/2017	C08	Photovoltaic			Solar			21.70			21.70	Full Capacity		KINGS	CA	PGAE	Arco-Tulare Lake 70kV line	3/31/2018	6/30/2020	NA	Complete	None	NA		IC Request
TROY	1160	4/29/2015	4/30/2015	WITHDRAWN	2/26/2016	C08	Photovoltaic			Solar			20			20	Full Capacity		KERN	CA	PGAE	Arco - Polonio Pass 70kV line	3/31/2018	3/31/2018	NA	None	None	NA		
ROYAL (FKA WHEELER INDIGO)	1161	4/29/2015	4/30/2015	WITHDRAWN	7/17/2015	C08	Storage	Photovoltaic		Battery	Solar		180.50	179.80		180.50	Full Capacity		KERN	CA	PGAE	Wheeler Ridge-Midway 230kV line	4/1/2019	4/1/2019	NA	None	None	NA		
WHITE RIVER 3 BESS	1162	4/30/2015	4/30/2015	WITHDRAWN	5/16/2017	C08	Storage			Battery			10			10	Full Capacity		TULARE	CA	PGAE	Olive Switching Station 115kV	12/31/2017	12/31/2019	NA	None	None	NA		IC Request
WHITE WOLF SOLAR	1163	4/30/2015	4/30/2015	WITHDRAWN	5/16/2018	C08	Photovoltaic			Solar			100			100	Energy Only		KERN	CA	PGAE	Lamont 115kV Substation	12/31/2018	1/31/2020	NA	Complete	Complete	NA		IC Request
PRIMROSE ENERGY STORAGE CENTER	1164	4/30/2015	4/30/2015	WITHDRAWN	4/26/2016	C08	Storage			Battery			20			20	Full Capacity		KERN	CA	PGAE	115kV Rosedale Substation	12/1/2018	8/1/2021	NA	None	None	NA		
BANCROFT	1165	4/30/2015	4/30/2015	WITHDRAWN	1/4/2017	C08	Storage			Battery			20			20	Full Capacity		SAN DIEGO	CA	SDGE	Spring Valley substation 69 kV bus	1/1/2018	1/1/2019	NA	None	None	NA		IC Request
BONSALL RENEWABLE	1167	4/30/2015	4/30/2015	WITHDRAWN	7/14/2015	C08	Storage	Photovoltaic		Battery	Solar		20	64		84	Full Capacity		SAN DIEGO	CA	SDGE	0.2 miles from Monsrate Tap on the Monsrate Tap-Pala 69 kV line	12/31/2017	12/31/2017	NA	None	None	NA		
CARLSBAD ADVANCED ENERGY STORAGE CENTER	1168	4/30/2015	4/30/2015	WITHDRAWN	2/23/2016	C08	Storage			Battery			40			40	Full Capacity		SAN DIEGO	CA	SDGE	Encina Substation 138 kV	12/31/2019	12/31/2019	NA	None	None	NA		
HARVEST ENERGY STORAGE PROJECT (FKA OTAY MESA MSS)	1172	4/30/2015	4/30/2015	WITHDRAWN	12/8/2015	C08	Storage			Other			110			110	Full Capacity		SAN DIEGO	CA	SDGE	Otay Mesa Substation 230 kV bus	11/30/2019	11/30/2019	NA	None	None	NA		

The contents of these pages are subject to change without notice. Decisions based on information contained within the California ISO's web site are the visitor's sole responsibility.


 California ISO				The California ISO Controlled Grid Generation Queue for All: Withdrawn																						Report Run Date: 04/29/2025					
							Generating Facility						Net MWs to Grid				Deliverability Status		Location		Point of Interconnection				Study Availability						
Project Name	Queue Position	Interconnection Request Receive Date	Queue Date	Application Status	Withdrawn Date	Study Process	Type-1	Type-2	Type-3	Fuel-1	Fuel-2	Fuel-3	MW-1	MW-2	MW-3	MW Total	Full Capacity, Partial or Energy Only (FC/P/EO)	Off-Peak Deliverability and Economic Only	County	State	Utility	Station or Transmission Line	Proposed On-line Date (as filed with IR)	Current On-line Date	Feasibility Study <i>or</i> Supplemental Review	System Impact Study <i>or</i> Phase I Cluster Study	Facilities Study (FAS) <i>or</i> Phase II Cluster Study	Optional Study (OS)	Interconnection Agreement Status	Reason for Withdrawal	
HEIRLOOM RENEWABLE	1173	4/30/2015	4/30/2015	WITHDRAWN	7/14/2015	C08	Storage	Photo voltaic	Batter y	Solar			20	64		84	Full Capacity		SAN DIEGO	CA	SDGE	0.2-mile from Moro hill tap on the Moro Hill Tap - Monserate 69 kV line	12/31/2017	12/31/2017	NA	None	None	NA			
JACUMBA RANCH	1174	4/30/2015	4/30/2015	WITHDRAWN	8/16/2019	C08	Storage	Photo voltaic	Batter y	Solar			10	50.25		60.25	Energy Only		SAN DIEGO	CA	SDGE	East County Substation 138 kV	6/1/2021	6/1/2021	NA	Complete	Complete	NA	In Progress		
MARIA PICO ENERGY STORAGE CENTER	1176	4/20/2015	4/30/2015	WITHDRAWN	7/8/2015	C08	Storage			Batter y			25			25	Full Capacity		SAN DIEGO	CA	SDGE	Otay Mesa Switchyard 230 kV	7/31/2018	7/31/2018	NA	None	None	NA			
MIDTOWN CANYON ES	1177	4/17/2015	4/30/2015	WITHDRAWN	7/6/2015	C08	Storage			Batter y			100			100	Full Capacity		SAN DIEGO	CA	SDGE	Pala 69kV Substation	5/1/2019	5/1/2019	NA	None	None	NA			
MIDTOWN CANYON GAS	1178	4/17/2015	4/30/2015	WITHDRAWN	7/6/2015	C08	Combustion Turbine			Natur al Gas			507.40			507.40	Full Capacity		SAN DIEGO	CA	SDGE	Talega-Escondido 230 kv line	3/1/2019	3/1/2019	NA	None	None	NA			
MIGUEL BESS (FKA MIGUEL)	1179	4/30/2015	4/30/2015	WITHDRAWN	2/9/2016	C08	Storage			Batter y			30			30	Full Capacity		SAN DIEGO	CA	SDGE	Miguel Substation 69kV bus	7/31/2017	7/31/2019	NA	None	None	NA			
ORDWAY ENERGY STORAGE (FKA OCEANSIDE BESS)	1180	4/30/2015	4/30/2015	WITHDRAWN	3/3/2016	C08	Storage			Batter y			50			50	Full Capacity		SAN DIEGO	CA	SDGE	New substations San Luis-Melrose 69 kV	11/15/2019	11/15/2019	NA	None	None	NA		None	
OTAY MESA BESS	1181	4/30/2015	4/30/2015	WITHDRAWN	7/22/2015	C08	Storage			Batter y			200			200	Full Capacity		SAN DIEGO	CA	SDGE	Otay Mesa Substation 230 kV Bus	1/1/2018	1/1/2018	NA	None	None	NA			
OTAY MESA CINCO	1182	4/30/2015	4/30/2015	WITHDRAWN	6/29/2015	C08	Storage			Batter y			5			5	Full Capacity		SAN DIEGO	CA	SDGE	Border Substation 69kV Alta and Otay Mesa Road	8/8/2017	8/8/2017	NA	None	None	NA			
PALA CANYON RENEWABLE (FKA PALA FALLBROOK ENERGY CENTER)	1183	4/30/2015	4/30/2015	WITHDRAWN	7/14/2015	C08	Photovoltaic	Stora ge		Solar	Batte ry		28	9		37	Full Capacity		SAN DIEGO	CA	SDGE	Pala 69kV substation	12/31/2017	12/31/2017	NA	None	None	NA			
PALOMAS SOLAR PROJECT	1184	4/30/2015	4/30/2015	WITHDRAWN	3/4/2016	C08	Photovoltaic			Solar			200			200	Full Capacity		YUMA	AZ	SDGE	Hoodoo Wash Switchyard 500 kV	12/1/2018	12/1/2018	NA	None	None	NA			





The California ISO Controlled Grid Generation Queue for All: Withdrawn


Report Run Date: 04/29/2025


Project Name	Queue Position	Interconnection Request Receive Date	Queue Date	Application Status	Withdrawn Date	Study Process	Generating Facility						Net MWs to Grid				Deliverability Status		Location		Point of Interconnection				Study Availability					
							Type-1	Type-2	Type-3	Fuel-1	Fuel-2	Fuel-3	MW-1	MW-2	MW-3	MW Total	Full Capacity, Partial or Energy Only (FC/P/EO)	Off-Peak Deliverability and Economic Only	County	State	Utility	Station or Transmission Line	Proposed On-line Date (as filed with IR)	Current On-line Date	Feasibility Study <i>or</i> Supplemental Review	System Impact Study <i>or</i> Phase I Cluster Study	Facilities Study (FAS) <i>or</i> Phase II Cluster Study	Optional Study (OS)	Interconnection Agreement Status	Reason for Withdrawal
PIO PICO UNIT 4	1185	4/20/2015	4/30/2015	WITHDRAWN	7/8/2015	C08	Combustion Turbine			Natural Gas			110			110	Full Capacity		SAN DIEGO	CA	SDGE	Otay Mesa Switchyard 230 kV	12/15/2018	12/15/2018	NA	None	None	NA		
RAINBOW ENERGY CENTER	1186	4/30/2015	4/30/2015	WITHDRAWN	2/19/2016	C08	Combustion Turbine	Storage		Natural Gas	Battery		462	61		523	Full Capacity		SAN DIEGO	CA	SDGE	New Substation to Loop in TL2330 Talega-Escondido 230kV line	6/30/2018	6/30/2018	NA	None	None	NA		
STINGRAY ENERGY STORAGE	1187	4/23/2015	4/30/2015	WITHDRAWN	3/26/2018	C08	Storage			Battery			20			20	Full Capacity		SAN DIEGO	CA	SDGE	San Luis Rey Substation 69 kV	1/1/2018	4/1/2019	NA	Complete	Complete	NA		Failure to Cure Deficiency
STOWE ENERGY STORAGE (FKA POWAY)	1188	4/30/2015	4/30/2015	WITHDRAWN	7/8/2015	C08	Storage			Battery			25			25	Full Capacity		SAN DIEGO	CA	SDGE	Pomerado Substation 69 kV	11/15/2019	11/15/2019	NA	None	None	NA		
TITAN SOLAR	1190	4/30/2015	4/30/2015	WITHDRAWN	7/13/2015	C08	Steam Turbine			Natural Gas			300			300	Full Capacity		MARICOPA	AZ	SDGE	Hassayampa 500 kV Substation	9/30/2020	9/30/2020	NA	None	None	NA		
EAGLE MOUNTAIN PUMP STORAGE #4	1193	4/30/2015	4/30/2015	WITHDRAWN	2/12/2016	C08	Storage			Water			1408			1408	Full Capacity		RIVERSIDE	CA	SCE	Red Bluff Substation 500 kV	1/1/2022	1/1/2022	NA	Complete	None	NA		IC Request
IRISH	1194	4/30/2015	4/30/2015	WITHDRAWN	9/5/2017	C08	Combustion Turbine			Natural Gas			600			600	Energy Only		RIVERSIDE	CA	SCE	Colorado River Substation 230kV	6/1/2020	10/31/2020	NA	Complete	Complete	NA		IC Request
LEPRECHAUN	1195	4/30/2015	4/30/2015	WITHDRAWN	6/25/2015	C08	Combustion Turbine			Natural Gas			49			49	Full Capacity		RIVERSIDE	CA	SCE	Blythe Energy Park #1 (BEP1) 230kV	6/1/2020	6/1/2020	NA	None	None	NA		IC Request
PALO VERDE ENERGY STORAGE	1197	4/30/2015	4/30/2015	WITHDRAWN	12/29/2017	C08	Storage			Battery			400			400	Full Capacity		RIVERSIDE	CA	SCE	Red Bluff Switchyard 220kV	9/1/2018	3/1/2020	NA	Complete	Complete	NA		IC Request
SIDEWINDER SOLAR	1199	4/30/2015	4/30/2015	WITHDRAWN	7/24/2015	C08	Photovoltaic			Solar			108.80			108.80	Energy Only		RIVERSIDE	CA	SCE	Red Bluff 220kV bus	12/31/2019	12/31/2019	NA	None	None	NA		IC Request
HARPER LAKE ENERGY STORAGE	1202	4/30/2015	4/30/2015	WITHDRAWN	3/10/2016	C08	Storage			Other			140			140	Full Capacity		SAN BERNARDINO	CA	SCE	Kramer Substation 230kV bus	8/31/2020	9/1/2021	NA	None	None	NA		
HIGH DESERT VIEW SOLAR	1203	4/30/2015	4/30/2015	WITHDRAWN	5/3/2016	C08	Photovoltaic	Storage		Solar	Battery		136.75	30.80		167.55	Full Capacity		SAN BERNARDINO	CA	SCE	Calcite Substation gentie at 230KV	5/1/2018	5/31/2019	NA	None	None	NA		


 California ISO				The California ISO Controlled Grid Generation Queue for All: Withdrawn																						Report Run Date: 04/29/2025					
							Generating Facility						Net MWs to Grid				Deliverability Status		Location		Point of Interconnection				Study Availability						
Project Name	Queue Position	Interconnection Request Receive Date	Queue Date	Application Status	Withdrawn Date	Study Process	Type-1	Type-2	Type-3	Fuel-1	Fuel-2	Fuel-3	MW-1	MW-2	MW-3	MW Total	Full Capacity, Partial or Energy Only (FC/P/EO)	Off-Peak Deliverability and Economic Only	County	State	Utility	Station or Transmission Line	Proposed On-line Date (as filed with IR)	Current On-line Date	Feasibility Study <i>or</i> Supplemental Review	System Impact Study <i>or</i> Phase I Cluster Study	Facilities Study (FAS) <i>or</i> Phase II Cluster Study	Optional Study (OS)	Interconnection Agreement Status	Reason for Withdrawal	
SIENNA	1205	4/29/2015	4/30/2015	WITHDRAWN	3/11/2016	C08	Storage	Photo voltaic		Batter y	Solar		66.70	66.50		66.70	Full Capacity		SAN BERNARDINO	CA	SCE	Coolwater 115kV Substation	12/31/2018	12/31/2018	NA	Complete	None	NA		IC Request	
TAMPADERO SOLAR	1206	4/30/2015	4/30/2015	WITHDRAWN	5/15/2018	C08	Photovoltaic			Solar			150			150	Energy Only		SAN BERNARDINO	CA	SCE	Jasper Substation 230kV	12/31/2018	3/31/2021	NA	Complete	Complete	NA		IC Request	
BRADMORE BESS FKA BRADMORE ES	1209	4/29/2015	4/30/2015	WITHDRAWN	5/21/2019	C08	Storage			Batter y			412			412	Full Capacity		LOS ANGELES	CA	SCE	Antelope 220kV bus	12/31/2021	12/31/2021	NA	Complete	Complete	NA	In Progress	IC Request	
FRAZIER ES	1210	4/29/2015	4/30/2015	WITHDRAWN	3/11/2016	C08	Storage			Batter y			420			412	Full Capacity		TULARE	CA	SCE	Springville Substation 220kV bus	12/31/2021	12/31/2021	NA	None	None	NA			
GOLDEN FIELDS SOLAR 3	1213	4/30/2015	4/30/2015	WITHDRAWN	7/8/2015	C08	Photovoltaic			Solar			100			100	Full Capacity		KERN	CA	SCE	Whirlwind 230 kV substation	6/30/2018	6/30/2018	NA	None	None	NA		IC Request	
GOLDEN PRISM	1214	4/30/2015	4/30/2015	WITHDRAWN	3/18/2019	C08	Storage			Batter y			6			5.98	Full Capacity		KERN	CA	SCE	Whirlwind Substation 230kV	6/30/2018	1/31/2020	NA	Complete	Complete	NA		IC Request	
PALMDALE ENERGY	1216	4/29/2015	4/30/2015	WITHDRAWN	7/22/2019	C08	Combined Cycle			Natur al Gas			130			130	Full Capacity		LOS ANGELES	CA	SCE	Vincent Substation 230 kV bus	6/1/2019	4/1/2022	NA	Complete	Complete	NA	Executed	Failure to Cure Deficiency	
NEVADA MOHAVE SOLAR	1218	4/28/2015	4/30/2015	WITHDRAWN	1/19/2021	C08	Photovoltaic			Solar			400			400	Energy Only		CLARK	NV	SCE	Jointly-owned Mohave Switchyard 500kV	12/1/2019	6/15/2024	NA	Complete	Complete	NA	In Progress	Failure to Cure Deficiency	
SNOW MOUNTAIN SOLAR	1219	4/28/2015	4/30/2015	WITHDRAWN	5/22/2018	C08	Photovoltaic			Solar			100			100	Energy Only		CLARK	NV	GLW	Desert View Substation 230 kV bus	8/1/2018	6/1/2019	NA	Complete	Complete	NA		IC Request	
MIKADO	1220	4/29/2015	4/30/2015	WITHDRAWN	1/21/2016	C08	Storage	Photo voltaic		Batter y	Solar		103	102.50		103	Full Capacity		IMPERIAL	CA	IID	Liebert 230kV Switchyard	12/31/2018	12/31/2018	NA	None	None	NA		IC Request	
WGP GEYSERS	1221	12/29/2014	2/23/2015	WITHDRAWN	11/28/2017	ISP	Steam Turbine			Geoth ermal			35			35	Full Capacity		SONOMA	CA	PGAE	Geysers #3 - Cloverdale 115 kV Line	6/1/2018	6/1/2018	NA	None	None	NA	Executed	IC Request	
ARROYO REYES SOLAR	1224	4/27/2016	5/2/2016	WITHDRAWN	5/3/2017	C09	Photovoltaic			Solar			153.30			153.30	Full Capacity		KINGS	CA	PGAE	Mustang 230kV Switching Station	12/1/2020	12/1/2020	NA	Complete		NA		None	


				The California ISO Controlled Grid Generation Queue for All: Withdrawn																									Report Run Date: 04/29/2025		
							Generating Facility						Net MWs to Grid				Deliverability Status		Location		Point of Interconnection				Study Availability						
Project Name	Queue Position	Interconnection Request Receive Date	Queue Date	Application Status	Withdrawn Date	Study Process	Type-1	Type-2	Type-3	Fuel-1	Fuel-2	Fuel-3	MW-1	MW-2	MW-3	MW Total	Full Capacity, Partial or Energy Only (FC/P/EO)	Off-Peak Deliverability and Economic Only	County	State	Utility	Station or Transmission Line	Proposed On-line Date (as filed with IR)	Current On-line Date	Feasibility Study <i>or</i> Supplemental Review	System Impact Study <i>or</i> Phase I Cluster Study	Facilities Study (FAS) <i>or</i> Phase II Cluster Study	Optional Study (OS)	Interconnection Agreement Status	Reason for Withdrawal	
CINCO	1225	4/27/2016	5/2/2016	WITHDRAWN	4/22/2022	C09	Storage	Photo voltaic	Batter y	Solar			10.45	53.20		60	Energy Only	Off-Peak Deliverability	FRESNO	CA	PGAE	Five Points Substation 70 kV	6/1/2019	12/31/2021	NA	Complete	Complete	NA	In Progress	IC Request	
CONEJO SOLAR	1226	4/21/2016	5/2/2016	WITHDRAWN	3/20/2017	C09	Photovoltaic			Solar			102			102	Full Capacity		FRESNO	CA	PGAE	230kV Tranquility Switching Station	12/1/2020	12/1/2020	NA			NA		IC Request	
CURRY	1227	4/29/2016	5/2/2016	WITHDRAWN	5/1/2017	C09	Photovoltaic			Solar			42.20			42.10	Full Capacity		FRESNO	CA	PGAE	Schindler Transmission Line Tap 70 kV	11/1/2020	11/1/2020	NA	Complete		NA		IC Request	
EASTERBY ENERGY STORAGE	1228	5/3/2016	5/2/2016	WITHDRAWN	3/1/2017	C09	Storage			Batter y			52.20			50.83	Full Capacity		FRESNO	CA	PGAE	Malaga 115kV Bus	6/1/2020	6/1/2020	NA	Complete		NA		IC Request	
SOUTHERN LIGHT SOLAR	1229	4/23/2016	5/2/2016	WITHDRAWN	3/13/2017	C09	Photovoltaic			Solar			61.62			60.85	Full Capacity		FRESNO	CA	PGAE	Coalinga #2 - Coalinga #1 70 kV line Approx. 1.9 miles south of Coalinga #2 and 1 mile east of the project site	12/31/2020	12/31/2020	NA	Complete		NA		IC Request	
GOLDEN RECTANGLE	1230	4/28/2016	5/2/2016	WITHDRAWN	5/4/2017	C09	Photovoltaic	Stora ge		Solar	Batte ry		121.60	30.90		152.20	Full Capacity		FRESNO	CA	PGAE	Tranquility Kearny 230kV	12/1/2021	12/1/2021	NA	Complete		NA		IC Request	
HEARTLAND SOLAR	1231	4/22/2016	5/2/2016	WITHDRAWN	7/6/2016	C09	Photovoltaic			Solar			1044.7625			1043.0705	Full Capacity		FRESNO	CA	PGAE	PANOCHES 230 KV SUB	12/31/2020	12/31/2020	NA	None		NA		IC Request	
HEARTLAND SOLAR-2	1232	4/22/2016	5/2/2016	WITHDRAWN	3/13/2017	C09	Photovoltaic			Solar			1044.7625			1042.4945	Full Capacity		FRESNO	CA	PGAE	Tranquility Switching Station 230kV	12/31/2020	12/31/2020	NA	Complete		NA		IC Request	
HOBBS ENERGY STORAGE	1233	5/2/2016	5/2/2016	WITHDRAWN	5/1/2018	C09	Storage			Batter y			50.50			50.50	Full Capacity		MADERA	CA	PGAE	Borden Substation 70kV	5/31/2018	5/31/2018	NA	Complete	Complete	NA		IC Request	
HONEYBEE SOLAR	1234	4/21/2016	5/2/2016	WITHDRAWN	3/20/2017	C09	Photovoltaic			Solar			50			51	Full Capacity		FRESNO	CA	PGAE	New 115kV Switching Station on the Panoche - Schindler 115kV #1 line	9/4/2020	9/4/2020	NA			NA		IC Request	


				The California ISO Controlled Grid Generation Queue for All: Withdrawn																						Report Run Date: 04/29/2025					
							Generating Facility						Net MWs to Grid				Deliverability Status		Location		Point of Interconnection				Study Availability						
Project Name	Queue Position	Interconnection Request Receive Date	Queue Date	Application Status	Withdrawn Date	Study Process	Type-1	Type-2	Type-3	Fuel-1	Fuel-2	Fuel-3	MW-1	MW-2	MW-3	MW Total	Full Capacity, Partial or Energy Only (FC/P/EO)	Off-Peak Deliverability and Economic Only	County	State	Utility	Station or Transmission Line	Proposed On-line Date (as filed with IR)	Current On-line Date	Feasibility Study <i>or</i> Supplemental Review	System Impact Study <i>or</i> Phase I Cluster Study	Facilities Study (FAS) <i>or</i> Phase II Cluster Study	Optional Study (OS)	Interconnection Agreement Status	Reason for Withdrawal	
HUDSON SOLAR 1	1235	4/21/2016	5/2/2016	WITHDRAWN	1/13/2021	C09	Photovoltaic	Storage		Solar	Battery		86.64	99		85	Energy Only		FRESNO	CA	PGAE	Panoche Substation 115 kV	12/31/2019	12/31/2024	NA	Complete	Complete	NA	Executed	IC Request	
INCA	1236	4/29/2016	5/2/2016	WITHDRAWN	5/1/2017	C09	Photovoltaic			Solar			105.50			105.30	Full Capacity		FRESNO	CA	PGAE	Dairyland-Mendota Transmission Line 115 kV	11/1/2020	11/1/2020	NA	Complete		NA		IC Request	
MAIZEN BLUE SOLAR 1	1237	4/22/2016	5/2/2016	WITHDRAWN	5/4/2017	C09	Photovoltaic	Storage		Solar	Battery		82.3680	20.70		80.77	Full Capacity		FRESNO	CA	PGAE	Excelsior Switching Station located on the Panoche-Schindler No.1 & 2 115 kV line	12/31/2019	12/31/2019	NA	Complete		NA		IC Request	
MANGO SOLAR	1238	4/28/2016	5/2/2016	WITHDRAWN	3/21/2017	C09	Photovoltaic			Solar			61			61	Full Capacity		FRESNO	CA	PGAE	Jayne Switch Station 70 kV	12/1/2018	12/1/2018	NA	Complete		NA		IC Request	
MEDEIROS SOLAR	1239	5/3/2016	5/2/2016	WITHDRAWN	6/18/2024	C09	Photovoltaic			Solar			28.35			26.50	Energy Only	Off-Peak Deliverability	MERCED	CA	PGAE	Los Banos-O'Neil PGP 70 kV Line	8/1/2019	12/31/2026	NA	Complete	Complete	NA	Terminated	IC Request	
NILES SOLAR 1	1240	4/21/2016	5/2/2016	WITHDRAWN	5/4/2017	C09	Photovoltaic			Solar			20.52			20.22	Full Capacity		KINGS	CA	PGAE	PG&E Corcoran-Guernsey 70 kV line	12/31/2019	12/31/2019	NA	Complete		NA		IC Request	
PELICAN ISLAND	1241	4/26/2016	5/2/2016	WITHDRAWN	3/10/2017	C09	Photovoltaic			Solar			310.7910			307.6240	Full Capacity		FRESNO	CA	PGAE	Midway- Gates 230 kV line	12/31/2020	12/31/2020	NA	Complete		NA		IC Request	
RANCHO FRESNO STORAGE FARM	1245	4/20/2016	5/2/2016	WITHDRAWN	5/12/2017	C09	Storage			Flywheel			122.40			30.60	Full Capacity		FRESNO	CA	PGAE	PG&E Kearney Sub 70 kV	5/1/2021	5/1/2021	NA			NA		IC Request	
ROMERO CREEK	1246	4/29/2016	5/2/2016	WITHDRAWN	10/31/2019	C09	Storage	Wind Turbine		Battery	Wind Turbine		28	178.20		200	Full Capacity		MERCED	CA	PGAE	Quinto Switching Station 230 kV Bus	12/31/2019	4/28/2023	NA	Complete	Complete	NA	In Progress	IC Request	
SERENITY SOLAR	1247	4/23/2016	5/2/2016	WITHDRAWN	7/6/2016	C09	Photovoltaic			Solar			41			40.53	Full Capacity		FRESNO	CA	PGAE	Coalinga #1 - San Miguel 70 kV line	12/31/2020	12/31/2020	NA			NA		IC Request	
CROWN	1248	4/29/2016	5/2/2016	WITHDRAWN	5/1/2017	C09	Photovoltaic			Solar			105.50			105.30	Full Capacity		FRESNO	CA	PGAE	Dairyland-Mendota 115 kV Line	11/1/2020	11/1/2020	NA	Complete		NA		IC Request	

				The California ISO Controlled Grid Generation Queue for All: Withdrawn																						Report Run Date: 04/29/2025					
							Generating Facility						Net MWs to Grid				Deliverability Status		Location		Point of Interconnection				Study Availability						
Project Name	Queue Position	Interconnection Request Receive Date	Queue Date	Application Status	Withdrawn Date	Study Process	Type-1	Type-2	Type-3	Fuel-1	Fuel-2	Fuel-3	MW-1	MW-2	MW-3	MW Total	Full Capacity, Partial or Energy Only (FC/P/EO)	Off-Peak Deliverability and Economic Only	County	State	Utility	Station or Transmission Line	Proposed On-line Date (as filed with IR)	Current On-line Date	Feasibility Study <i>or</i> Supplemental Review	System Impact Study <i>or</i> Phase I Cluster Study	Facilities Study (FAS) <i>or</i> Phase II Cluster Study	Optional Study (OS)	Interconnection Agreement Status	Reason for Withdrawal	
SEIS PUNTOS SOLAR	1249	4/26/2016	5/2/2016	WITHDRAWN	5/17/2017	C09	Photovoltaic			Solar			202.9220			202.9220	Full Capacity		FRESNO	CA	PGAE	Excelsior Switch Station 115 kV	12/1/2018	12/1/2018	NA	Complete		NA		Failure to Cure Deficiency	
WADY SOLAR	1250	4/26/2016	5/2/2016	WITHDRAWN	3/10/2017	C09	Photovoltaic			Solar			102.75			101.97	Full Capacity		MADERA	CA	PGAE	LeGrand - Dairyland 115 kV line	12/31/2020	12/31/2020	NA	Complete		NA		IC Request	
WARRIORS	1251	4/29/2016	5/2/2016	WITHDRAWN	5/4/2017	C09	Photovoltaic			Solar			42.20			42.10	Full Capacity		FRESNO	CA	PGAE	Crescent Switching Station 70kV	11/1/2019	11/1/2019	NA	Complete		NA		IC Request	
WILD WEST SOLAR	1252	4/23/2016	5/2/2016	WITHDRAWN	3/10/2017	C09	Photovoltaic			Solar			71.59			71.08	Full Capacity		FRESNO	CA	PGAE	Cantua Substation 115 kV	12/30/2020	12/30/2020	NA	Complete		NA		IC Request	
WOLVERINE SOLAR 1 - FKA YUBA SOLAR 1	1253	4/18/2016	5/2/2016	WITHDRAWN	5/4/2017	C09	Photovoltaic			Solar			20.52			20.20	Full Capacity		FRESNO	CA	PGAE	Stroud 70 kV Switching Station	12/31/2019	12/31/2019	NA	Complete		NA		IC Request	
ALAMO SPRINGS SOLAR 3	1254	4/26/2016	5/2/2016	WITHDRAWN	3/13/2017	C09	Photovoltaic			Solar			158.18			158.1350	Full Capacity		KERN	CA	PGAE	PG&E Arco Substation 70 kV	7/1/2019	7/1/2019	NA	Complete		NA		IC Request	
ALMOND GROVE SOLAR PROJECT	1255	5/2/2016	5/2/2016	WITHDRAWN	3/15/2017	C09	Photovoltaic			Solar			40			40.90	Full Capacity		KERN	CA	PGAE	Antelope Substation 70 kV	12/31/2020	12/31/2020	NA	Complete		NA		IC Request	
CELESTIAL SOLAR 1	1256	4/23/2016	5/2/2016	WITHDRAWN	3/13/2017	C09	Photovoltaic			Solar			91.74			91.74	Full Capacity		KERN	CA	PGAE	Huron Substation 70 kV	12/31/2020	12/31/2020	NA	Complete		NA		IC Request	
HELIOS PRIME	1257	4/26/2016	5/2/2016	WITHDRAWN	7/6/2016	C09	Photovoltaic			Solar			22.37			20.29	Full Capacity		KERN	CA	PGAE	Lakeview Substation 70kV	12/31/2020	12/31/2020	NA	Complete		NA		IC Request	
HELIOS SECONDUS	1258	4/27/2016	5/2/2016	WITHDRAWN	3/10/2017	C09	Photovoltaic			Solar			232.16			229.16	Full Capacity		KERN	CA	PGAE	Midway-Wheeler Ridge #2 230 kV Line	12/31/2020	12/31/2020	NA			NA		IC Request	
ROLLING HILLS SOLAR	1261	4/23/2016	5/2/2016	WITHDRAWN	7/6/2016	C09	Photovoltaic			Solar			206.27			203.6350	Full Capacity		KERN	CA	PGAE	Arco Substation 230 kV	12/30/2020	12/30/2020	NA			NA		IC Request	
SURYA SOLAR	1262	4/27/2016	5/2/2016	WITHDRAWN	4/10/2017	C09	Photovoltaic			Solar			158.28			157.7350	Full Capacity		KERN	CA	PGAE	PG&E Midway Wheeler Ridge 230 kV line	7/1/2019	7/1/2019	NA			NA		IC Request	
TENACITY SOLAR	1263	5/2/2016	5/2/2016	WITHDRAWN	3/9/2017	C09	Photovoltaic			Solar			101.30			101	Full Capacity		KERN	CA	PGAE	Smyrna Substation 115 kV	12/31/2020	12/31/2020	NA			NA		IC Request	
TIERRA DEL ORO	1264	4/26/2016	5/2/2016	WITHDRAWN	3/10/2017	C09	Photovoltaic			Solar			51.15			50.75	Full Capacity		KERN	CA	PGAE	SemiTropic 115 KV substation	12/31/2020	12/31/2020	NA			NA		IC Request	

				The California ISO Controlled Grid Generation Queue for All: Withdrawn																					Report Run Date: 04/29/2025						
							Generating Facility						Net MWs to Grid				Deliverability Status		Location		Point of Interconnection				Study Availability						
Project Name	Queue Position	Interconnection Request Receive Date	Queue Date	Application Status	Withdrawn Date	Study Process	Type-1	Type-2	Type-3	Fuel-1	Fuel-2	Fuel-3	MW-1	MW-2	MW-3	MW Total	Full Capacity, Partial or Energy Only (FC/P/EO)	Off-Peak Deliverability and Economic Only	County	State	Utility	Station or Transmission Line	Proposed On-line Date (as filed with IR)	Current On-line Date	Feasibility Study <i>or</i> Supplemental Review	System Impact Study <i>or</i> Phase I Cluster Study	Facilities Study (FAS) <i>or</i> Phase II Cluster Study	Optional Study (OS)	Interconnection Agreement Status	Reason for Withdrawal	
TRAFALGAR 2	1265	4/16/2016	5/2/2016	WITHDRAWN	5/16/2017	C09	Photovoltaic			Solar			20			21.1925	Full Capacity		KINGS	CA	PGAE	ARCO-Tulare Lake Line	3/31/2019	3/31/2019	NA	Complete		NA		Failure to Cure Deficiency	
APPLE HILL ENERGY STORAGE	1266	5/2/2016	5/2/2016	WITHDRAWN	6/22/2016	C09	Storage			Battery			50.50			50.50	Full Capacity		EL DORADO	CA	PGAE	Apple Hill Substation (PGE) 115kV	5/31/2018	5/31/2018	NA			NA		IC Request	
BERRYESSA WIND FARM	1267	4/29/2016	5/2/2016	WITHDRAWN	5/1/2017	C09	Wind Turbine			Wind Turbine			158.40			158.40	Full Capacity		YOLO	CA	PGAE	Madison 115 kV	12/31/2019	12/31/2019	NA	Complete		NA		IC Request	
CAL SUN	1268	5/2/2016	5/2/2016	WITHDRAWN	3/15/2017	C09	Photovoltaic	Storage		Solar	Battery		20	20.50		38.50	Full Capacity		ALAMEDA	CA	PGAE	Herdlyn - Tracy 70 kV - Long: - 121.577185 Lat: 37.800654	9/1/2019	9/1/2019	NA	None		NA		IC Request	
CAPETOWN HYBRID	1269	4/29/2016	5/2/2016	WITHDRAWN	3/30/2020	C09	Wind Turbine			Wind Turbine			135.30			125	Energy Only		HUMBOLDT	CA	PGAE	Bridgeville 115 kV	12/31/2019	9/15/2022	NA	Complete	Complete	NA	Executed	IC Request	
CREEKSIDE	1271	4/26/2016	5/2/2016	WITHDRAWN	5/17/2017	C09	Storage			Battery			418			414	Full Capacity		SANTA CLARA	CA	PGAE	Moss Landing - Metcalf 230 kV line	12/1/2020	12/1/2020	NA	Complete		NA		Failure to Cure Deficiency	
IG TEHAMA SOLAR	1273	4/26/2016	5/2/2016	WITHDRAWN	5/2/2017	C09	Photovoltaic			Solar			252.90			252.15	Full Capacity		TEHAMA	CA	PGAE	Cottonwood-Delevan 230 kV Line #1	6/30/2019	6/30/2019	NA	Complete		NA		IC Request	
JOAQUIN SOLAR	1274	4/26/2016	5/2/2016	WITHDRAWN	7/6/2016	C09	Photovoltaic			Solar			41.09			40.64	Full Capacity		STANISLAUS	CA	PGAE	Crows Landing substation 60 kV	12/31/2020	12/31/2020	NA			NA		IC Request	
LAS HERMANAS BESS	1276	5/3/2016	5/2/2016	WITHDRAWN	7/22/2016	C09	Storage			Battery			110			110	Full Capacity		SHASTA	CA	PGAE	Carberry Switching Station 230kV	5/31/2019	5/31/2019	NA			NA		IC Request	
NORTHERN PINES	1278	5/2/2016	5/2/2016	WITHDRAWN	12/4/2019	C09	Photovoltaic	Storage		Solar	Battery		20.60	27		46.0180	Full Capacity		LASSEN	CA	PGAE	Westwood 60kV	12/31/2020	12/1/2022	NA	Complete	Complete	NA	Terminated	IC Request	
PANEM SOLAR	1279	4/26/2016	5/2/2016	WITHDRAWN	7/27/2016	C09	Photovoltaic			Solar			20.90			20.2260	Full Capacity		BUTTE	CA	PGAE	Table Mtn.-Butte #2 115 kV Line	6/30/2019	6/30/2019	NA			NA		None	
ROUND HOUSE ENERGY STORAGE	1280	5/3/2016	5/2/2016	WITHDRAWN	7/19/2016	C09	Storage			Battery			20			20.23	Full Capacity		SAN MATEO	CA	PGAE	PG&E Martin Substation 115kV	6/1/2020	6/1/2020	NA			NA		IC Request	

 California ISO				The California ISO Controlled Grid Generation Queue for All: Withdrawn																					Report Run Date: 04/29/2025						
							Generating Facility						Net MWs to Grid				Deliverability Status		Location		Point of Interconnection				Study Availability						
Project Name	Queue Position	Interconnection Request Receive Date	Queue Date	Application Status	Withdrawn Date	Study Process	Type-1	Type-2	Type-3	Fuel-1	Fuel-2	Fuel-3	MW-1	MW-2	MW-3	MW Total	Full Capacity, Partial or Energy Only (FC/P/EO)	Off-Peak Deliverability and Economic Only	County	State	Utility	Station or Transmission Line	Proposed On-line Date (as filed with IR)	Current On-line Date	Feasibility Study <i>or</i> Supplemental Review	System Impact Study <i>or</i> Phase I Cluster Study	Facilities Study (FAS) <i>or</i> Phase II Cluster Study	Optional Study (OS)	Interconnection Agreement Status	Reason for Withdrawal	
ROYAL SOLAR	1281	4/26/2016	5/2/2016	WITHDRAWN	3/10/2017	C09	Photovoltaic			Solar			102.73			101.9080	Full Capacity		STANISLAUS	CA	PGAE	Rio Oso - Woodland #1 115 kV line	12/31/2020	12/31/2020	NA			NA		IC Request	
SPI QUINCY	1282	4/28/2016	5/2/2016	WITHDRAWN	2/21/2017	C09	Cogeneration			Biofuel			35.27			24	Full Capacity		PLUMAS	CA	PGAE	SPI 60 kV Tap of PG&E's Caribou Plumas Jct. 60 kV line near Pole 17/12	6/1/2017	6/1/2017	NA			NA		IC Request	
WALKER RIDGE	1284	5/23/2016	5/2/2016	WITHDRAWN	9/22/2022	C09	Wind Turbine			Wind Turbine			144.90			140.90	Partial Capacity	Off-Peak Deliverability	LAKE	CA	PGAE	Cortina-Mendocino and Cortina-Eagle Rock 115kV Lines	2/1/2019	12/16/2026	NA	Complete	Complete	NA	Executed	IC Request	
BLUE WING RANCH SOLAR	1285	4/26/2016	5/2/2016	WITHDRAWN	4/13/2017	C09	Photovoltaic			Solar			205.20			203.48	Full Capacity		YUMA	AZ	SDGE	Hoodoo Wash Switchyard 500 kV	12/31/2021	12/31/2021	NA			NA		IC Request	
GIGANTES SOLAR	1286	4/26/2016	5/2/2016	WITHDRAWN	3/9/2017	C09	Photovoltaic			Solar			729.60			726.41	Full Capacity		IMPERIAL	CA	SDGE	North Gila-Imperial Valley 500 kV line	12/31/2020	12/31/2020	NA			NA		IC Request	
MOUNT LAGUNA WIND	1287	4/29/2016	5/2/2016	WITHDRAWN	5/22/2018	C09	Wind Turbine			Wind Turbine			207.90			207.90	Full Capacity		SAN DIEGO	CA	SDGE	Suncrest - Ocotillo 500 kV line	12/31/2019	12/1/2023	NA	Complete	Complete	NA		IC Request	
RED WING RANCH SOLAR	1288	4/26/2016	5/2/2016	WITHDRAWN	3/9/2017	C09	Photovoltaic			Solar			205.20			203.48	Full Capacity		YUMA	AZ	SDGE	Hoodoo Wash Switchyard 500 kV	12/31/2021	12/31/2021	NA			NA		None	
DORADO ENERGY STORAGE	1289	5/4/2016	5/2/2016	WITHDRAWN	7/15/2016	C09	Storage			Battery			100			101	Full Capacity		SAN DIEGO	CA	SDGE	Encina Substation 138kV	6/1/2019	6/1/2019	NA			NA		None	
GATEWAY ENERGY STORAGE 2	1290	4/30/2016	5/2/2016	WITHDRAWN	7/22/2016	C09	Storage			Battery			200			201.20	Full Capacity		SAN DIEGO	CA	SDGE	Otay Mesa substation 230 kV	8/1/2019	8/1/2019	NA			NA		IC Request	

				The California ISO Controlled Grid Generation Queue for All: Withdrawn																						Report Run Date: 04/29/2025					
							Generating Facility						Net MWs to Grid				Deliverability Status		Location		Point of Interconnection				Study Availability						
Project Name	Queue Position	Interconnection Request Receive Date	Queue Date	Application Status	Withdrawn Date	Study Process	Type-1	Type-2	Type-3	Fuel-1	Fuel-2	Fuel-3	MW-1	MW-2	MW-3	MW Total	Full Capacity, Partial or Energy Only (FC/P/EO)	Off-Peak Deliverability and Economic Only	County	State	Utility	Station or Transmission Line	Proposed On-line Date (as filed with IR)	Current On-line Date	Feasibility Study <i>or</i> Supplemental Review	System Impact Study <i>or</i> Phase I Cluster Study	Facilities Study (FAS) <i>or</i> Phase II Cluster Study	Optional Study (OS)	Interconnection Agreement Status	Reason for Withdrawal	
OTAYBAT	1292	5/2/2016	5/2/2016	WITHDRAWN	1/25/2017	C09	Storage			Batter y			20			20	Full Capacity		SAN DIEGO	CA	SDGE	Border Substation 69 kV	3/1/2019	3/1/2019	NA			NA		IC Request	
SIGNAL PEAK	1293	4/28/2016	5/2/2016	WITHDRAWN	7/8/2020	C09	Photovoltaic			Solar			400			400	Energy Only		YUMA	AZ	SDGE	Hoodoo Wash Switchyard 500 kV	12/1/2021	12/1/2021	NA	Complete	Complete	NA	In Progress		
CENTURY SOLAR	1296	4/26/2016	5/2/2016	WITHDRAWN	3/9/2017	C09	Photovoltaic			Solar			310.08			306.87	Full Capacity		MARICOPA	AZ	DCRT	Delaney-Colorado River Line 500kV	12/31/2021	12/31/2021	NA	Complete		NA		IC Request	
QUARTZ 9	1297	4/23/2016	5/2/2016	WITHDRAWN	3/9/2017	C09	Photovoltaic			Solar			153.45			153.45	Full Capacity		RIVERSIDE	CA	SCE	Colorado River 230 kV SUB	12/31/2021	12/31/2021	NA			NA		IC Request	
HARQUAHALA SOLAR	1298	4/26/2016	5/2/2016	WITHDRAWN	7/19/2016	C09	Photovoltaic			Solar			519.3820			515.1260	Full Capacity		MARICOPA	AZ	DCRT	Delaney-Colorado River Line 500kV	12/31/2021	12/31/2021	NA			NA		IC Request	
WEST SPRINGS WIND FARM	1299	4/29/2016	5/2/2016	WITHDRAWN	3/19/2018	C09	Wind Turbine			Wind Turbin e			158.40			150	Full Capacity		RIVERSIDE	CA	SCE	El Casco 230 kV	12/31/2019	2/1/2021	NA	Complete	Complete	NA		IC Request	
DHS OASIS SOLAR	1300	4/30/2016	5/2/2016	WITHDRAWN	5/1/2017	C09	Photovoltaic			Solar			60.80			60	Full Capacity		RIVERSIDE	CA	SCE	Devers 230 kV Substation	6/30/2019	12/31/2019	NA	Complete		NA		IC Request	
SIDEWINDER SOLAR	1301	5/2/2016	5/2/2016	WITHDRAWN	4/17/2017	C09	Photovoltaic			Solar			120			118.50	Full Capacity		RIVERSIDE	CA	SCE	Red Bluff 230kV	12/31/2020	12/31/2020	NA	Complete		NA		IC Request	
LH ENERGY STORAGE	1303	4/30/2016	5/2/2016	WITHDRAWN	7/5/2016	C09	Storage			Batter y			203.70			201.50	Full Capacity		LOS ANGELES	CA	SCE	Lighthipe substation Batteries, Inverters, Step Up Transformer and a 220 kV gen tie line	8/1/2020	8/1/2020	NA			NA		IC Request	
YERMO SOLAR 1	1304	4/15/2016	5/2/2016	WITHDRAWN	6/29/2016	C09	Photovoltaic			Solar			71.1360			70.7360	Full Capacity		SAN BERNADINO	CA	SCE	Cool WaterDunn Siding Baker Mount Pass Ivanpah 115 kV Line	12/31/2019	12/31/2019	NA			NA		IC Request	

				The California ISO Controlled Grid Generation Queue for All: Withdrawn																								Report Run Date: 04/29/2025			
							Generating Facility						Net MWs to Grid				Deliverability Status		Location		Point of Interconnection				Study Availability						
Project Name	Queue Position	Interconnection Request Receive Date	Queue Date	Application Status	Withdrawn Date	Study Process	Type-1	Type-2	Type-3	Fuel-1	Fuel-2	Fuel-3	MW-1	MW-2	MW-3	MW Total	Full Capacity, Partial or Energy Only (FC/P/EO)	Off-Peak Deliverability and Economic Only	County	State	Utility	Station or Transmission Line	Proposed On-line Date (as filed with IR)	Current On-line Date	Feasibility Study <i>or</i> Supplemental Review	System Impact Study <i>or</i> Phase I Cluster Study	Facilities Study (FAS) <i>or</i> Phase II Cluster Study	Optional Study (OS)	Interconnection Agreement Status	Reason for Withdrawal	
CALCITE SOLAR 1	1305	4/22/2016	5/2/2016	WITHDRAWN	2/5/2021	C09	Photovoltaic	Storage		Solar	Battery		102.85	20.70		100	Energy Only		SAN BERNARDINO	CA	SCE	Calcite 230 kV Line	8/1/2020	12/31/2021	NA	Complete	Complete	NA	In Progress	IC Request	
GHOST TOWN SOLAR	1306	4/26/2016	5/2/2016	WITHDRAWN	3/9/2017	C09	Photovoltaic			Solar			205.40			203.86	Full Capacity		SAN BERNARDINO	CA	SCE	Kramer 230 KV SUB	12/31/2020	12/31/2020	NA			NA		IC Request	
SAND SOLAR	1307	4/25/2016	5/2/2016	WITHDRAWN	5/15/2018	C09	Photovoltaic			Solar			309.28			300	Full Capacity		SAN BERNARDINO	CA	SCE	KRAMER 230 KV SUB	12/31/2020	12/31/2021	NA	Complete	Complete	NA			
BARSTOW SOLAR 1	1308	4/28/2016	5/2/2016	WITHDRAWN	3/18/2019	C09	Photovoltaic			Solar			211			210.94	Full Capacity		SAN BERNARDINO	CA	SCE	Coolwater Substation 115kV	7/1/2019	6/30/2021	NA	Complete	Complete	NA		IC Request	
SEGS10 SOLAR	1309	4/28/2016	5/2/2016	WITHDRAWN	2/14/2017	C09	Photovoltaic			Solar			81.40			81.20	Full Capacity		SAN BERNARDINO	CA	SCE	Kramer 230 kV	12/31/2019	12/31/2019	NA			NA		IC Request	
COSO SOLAR 2	1310	4/27/2016	5/2/2016	WITHDRAWN	2/14/2017	C09	Photovoltaic			Solar			206.70			206.50	Full Capacity		INYO	CA	SCE	Kramer 230 kV	12/31/2019	12/31/2019	NA			NA		IC Request	
COSO SOLAR 1	1311	4/28/2016	5/2/2016	WITHDRAWN	2/14/2017	C09	Photovoltaic			Solar			78.20			78.20	Full Capacity		INYO	CA	SCE	Kramer 230kV	12/31/2018	12/31/2018	NA			NA		IC Request	
WALLER SOLAR FARM	1315	5/2/2016	5/2/2016	WITHDRAWN	2/21/2017	C09	Photovoltaic	Storage		Solar	Battery		514.80	100		500	Full Capacity		KERN	CA	SCE	Kramer-BLM WEST 230KV line	5/1/2023	5/1/2023	NA			NA		IC Request	
HIGH DESERT VIEW SOLAR PROJECT	1316	5/12/2016	5/2/2016	WITHDRAWN	5/2/2017	C09	Storage	Photovoltaic		Battery	Solar		30	136.75		161.05	Full Capacity		SAN BERNARDINO	CA	SCE	Calcite Substation 230 kV	5/31/2019	5/1/2020	NA	Complete		NA		Failure to Cure Deficiency	
GRAPEVINE 1	1317	4/26/2016	5/2/2016	WITHDRAWN	4/25/2017	C09	Storage			Battery			406			402	Full Capacity		KERN	CA	SCE	Highwind Substation 230kV	12/1/2020	12/1/2020	NA	Complete		NA		IC Request	
ROSY 9	1318	4/23/2016	5/2/2016	WITHDRAWN	5/2/2017	C09	Photovoltaic			Solar			259.8420			250	Full Capacity		KERN	CA	SCE	WHIRLWIND 230 kV Sub.	12/31/2020	12/31/2020	NA	Complete		NA		Failure to Cure Deficiency	
CALIFORNIA CITY SOLAR	1320	4/25/2016	5/2/2016	WITHDRAWN	5/2/2017	C09	Photovoltaic			Solar			732.0957			700	Full Capacity		KERN	CA	SCE	WINDHUB 230 KV SUB	12/31/2020	12/31/2020	NA	Complete		NA		Failure to Cure Deficiency	
ALL AMERICAN SOLAR	1321	4/26/2016	5/2/2016	WITHDRAWN	1/11/2018	C09	Photovoltaic			Solar			414.96			400	Full Capacity		KERN	CA	SCE	VESTAL 230 KV SUB	12/31/2020	12/31/2020	NA	Complete	Complete	NA		None	
SAGEBRUSH SOLAR 1	1326	4/27/2016	5/2/2016	WITHDRAWN	3/19/2018	C09	Photovoltaic			Solar			83.30			82	Full Capacity		KERN	CA	SCE	Vincent 230 kV Sub.	12/31/2018	12/15/2020	NA	Complete	Complete	NA		IC Request	
GOLDEN EVENING SOLAR	1328	4/29/2016	5/2/2016	WITHDRAWN	3/10/2017	C09	Photovoltaic			Solar			265.08			312.22	Full Capacity		KERN	CA	SCE	SCE Whirlwind Substation	7/1/2019	7/1/2019	NA	Complete		NA		IC Request	




The California ISO Controlled Grid Generation Queue for All: Withdrawn

Report Run Date: 04/29/2025

Project Name	Queue Position	Interconnection Request Receive Date	Queue Date	Application Status	Withdrawn Date	Study Process	Generating Facility						Net MWs to Grid				Deliverability Status		Location		Point of Interconnection				Study Availability					
							Type-1	Type-2	Type-3	Fuel-1	Fuel-2	Fuel-3	MW-1	MW-2	MW-3	MW Total	Full Capacity, Partial or Energy Only (FC/P/EO)	Off-Peak Deliverability and Economic Only	County	State	Utility	Station or Transmission Line	Proposed On-line Date (as filed with IR)	Current On-line Date	Feasibility Study <i>or</i> Supplemental Review	System Impact Study <i>or</i> Phase I Cluster Study	Facilities Study (FAS) <i>or</i> Phase II Cluster Study	Optional Study (OS)	Interconnection Agreement Status	Reason for Withdrawal
CLOVER ENERGY STORAGE PLANT	1330	5/2/2016	5/2/2016	WITHDRAWN	10/16/2020	C09	Storage			Batter y			300			120	Full Capacity		LOS ANGELES	CA	SCE	Antelope Substation 66kV	6/1/2019	5/15/2023	NA	Complete	Complete	NA	Executed	IC Request
CANELLA SOLAR FARM	1331	5/2/2016	5/2/2016	WITHDRAWN	4/16/2018	C09	Storage	Photo voltaic		Batter y	Solar		300	309.60		300	Full Capacity		KERN	CA	SCE	Windhub Substation 230kV	6/1/2019	10/1/2021	NA	Complete	Complete	NA		IC Request
LINWOOD SOLAR FARM	1332	5/2/2016	5/2/2016	WITHDRAWN	4/19/2017	C09	Photovoltaic	Stora ge		Solar	Batte ry		205.20	200		205.15	Full Capacity		KERN	CA	SCE	Whirlwind Substation 230kV	6/1/2019	6/1/2019	NA	Complete		NA		IC Request
EON VISION WIND	1333	5/2/2016	5/2/2016	WITHDRAWN	2/28/2017	C09	Wind Turbine			Wind Turbin e			280.50			277.60	Full Capacity		KERN	CA	SCE	Whirlwind 230 kV Substation	12/31/2019	12/31/2019	NA			NA		IC Request
MISSION ROCK	1334	4/22/2016	5/2/2016	WITHDRAWN	5/2/2017	C09	Storage	Gas Turbi ne		Batter y	Natur al Gas		26.1250	300		312	Full Capacity		VENTURA	CA	SCE	Santa Clara Substation 230kV	10/1/2020	10/1/2020	NA	Complete		NA		Failure to Cure Deficiency
SOUTHLAND	1336	4/27/2016	5/2/2016	WITHDRAWN	6/11/2021	C09	Photovoltaic			Solar			380.10			375	Full Capacity	Off-Peak Deliverability	CLARK	NV	SCE	Mohave Substation 500kV	12/1/2019	4/26/2023	NA	Complete	Complete	NA	In Progress	IC Request
ARIZONA MOHAVE SOLAR	1337	4/26/2016	5/2/2016	WITHDRAWN	3/9/2017	C09	Photovoltaic			Solar			520.60			514.8430	Full Capacity		MOHAVE	AZ	SCE	MOHAVE SWITCHYARD 500kV	12/1/2020	12/1/2020	NA	Complete		NA		IC Request
COPPER MTN SOLAR 5	1338	4/28/2016	5/2/2016	WITHDRAWN	4/17/2017	C09	Photovoltaic	Stora ge		Solar	Batte ry		256.80	20		256.80	Full Capacity		CLARK	NV	SCE	SCE owned Eldorado bus 230kV	4/28/2023	4/28/2023	NA	Complete		NA		IC Request
YELLOW PINE 1	1340	4/20/2016	5/2/2016	WITHDRAWN	6/29/2016	C09	Photovoltaic			Solar			152.67			152.67	Full Capacity		CLARK	NV	VEA	VEA Sandy Valley 138 kV	12/1/2019	12/1/2019	NA			NA		IC Request
PAHRUMP SOLAR	1342	4/26/2016	5/2/2016	WITHDRAWN	7/19/2016	C09	Photovoltaic			Solar			87.45			86.45	Full Capacity		NYE	NV	VEA	Vista Substation 138 kV bus.	12/31/2020	12/31/2020	NA			NA		IC Request
DESERT OBSIDIAN	1343	4/26/2016	5/2/2016	WITHDRAWN	7/19/2016	C09	Photovoltaic			Solar			67.17			66.02	Full Capacity		CLARK	NV	VEA	Amargosa Sub 138 kV	12/31/2020	12/31/2020	NA			NA		IC Request
COPPER RAYS	1344	4/26/2016	5/2/2016	WITHDRAWN	4/21/2017	C09	Photovoltaic			Solar			722.3960			714.0420	Full Capacity		NYE	NV	VEA	Gamebird Substation 230kV	12/31/2021	12/31/2021	NA			NA		IC Request
SOUTH RIDGE	1345	4/28/2016	5/2/2016	WITHDRAWN	4/21/2017	C09	Photovoltaic			Solar			205.43			203.3070	Full Capacity		NYE	NV	VEA	Innovation Substation 230kV	12/31/2021	12/31/2021	NA			NA		IC Request
RE PRISM	1346	5/2/2016	5/2/2016	WITHDRAWN	7/25/2016	C09	Photovoltaic			Solar			208.96			204.96	Full Capacity		NYE	NV	VEA	Gamebird Substation 230kV	12/31/2019	12/31/2019	NA			NA		IC Request

The contents of these pages are subject to change without notice. Decisions based on information contained within the California ISO's web site are the visitor's sole responsibility.

 California ISO				The California ISO Controlled Grid Generation Queue for All: Withdrawn																						Report Run Date: 04/29/2025					
							Generating Facility						Net MWs to Grid				Deliverability Status		Location		Point of Interconnection				Study Availability						
Project Name	Queue Position	Interconnection Request Receive Date	Queue Date	Application Status	Withdrawn Date	Study Process	Type-1	Type-2	Type-3	Fuel-1	Fuel-2	Fuel-3	MW-1	MW-2	MW-3	MW Total	Full Capacity, Partial or Energy Only (FC/P/EO)	Off-Peak Deliverability and Economic Only	County	State	Utility	Station or Transmission Line	Proposed On-line Date (as filed with IR)	Current On-line Date	Feasibility Study <i>or</i> Supplemental Review	System Impact Study <i>or</i> Phase I Cluster Study	Facilities Study (FAS) <i>or</i> Phase II Cluster Study	Optional Study (OS)	Interconnection Agreement Status	Reason for Withdrawal	
BIG BREAK ENERGY STORAGE	1351	4/28/2017	5/1/2017	WITHDRAWN	2/8/2018	C10	Storage			Batter y			45			39.6730	Full Capacity		CONTRA COSTA	CA	PGAE	Contra Costa switchyard 230kV	6/1/2021	6/1/2021	NA	Complete		NA		IC Request	
CAL SUN SOLAR	1352	4/28/2017	5/1/2017	WITHDRAWN	7/19/2017	C10	Photovoltaic	Stora ge		Solar	Batte ry		20	20.50		37.70	Full Capacity		ALAMEDA	CA	PGAE	Herdlyn-Tracy line 70 kV	9/1/2019	9/1/2019	NA			NA		IC Request	
CHANSON ENERGY STORAGE FACILITY	1353	5/1/2017	5/1/2017	WITHDRAWN	3/14/2018	C10	Storage			Batter y			100			100	Full Capacity		CALAVERAS	CA	PGAE	Valley Springs Substation 60kV	10/1/2020	10/1/2020	NA	Complete		NA		IC Request	
EAST-BAY-WIND	1354	4/25/2017	5/1/2017	WITHDRAWN	5/20/2021	C10	Wind Turbine			Wind Turbin e			153.02			150	Energy Only	Off-Peak Deliverability	ALAMEDA	CA	PGAE	Tesla Substation 230kV	12/1/2020	2/14/2023	NA	Complete	Complete	NA	In Progress	IC Request	
EXCHEQUER	1355	4/27/2017	5/1/2017	WITHDRAWN	5/22/2017	C10	Hydro			Water			112			110	Full Capacity		MARIPOSA	CA	PGAE	Exchequer-LeGrand 115 kV	5/3/2019	5/3/2019	NA			NA		IC Request	
HAYDON ENERGY STORAGE FACILITY	1356	5/1/2017	5/1/2017	WITHDRAWN	6/22/2017	C10	Storage			Batter y			60			60	Full Capacity		SAN JOAQUIN	CA	PGAE	Kyoho Tap 115kV	10/1/2020	10/1/2020	NA			NA		IC Request	
KING FLAT WIND FARM 1	1357	5/1/2017	5/1/2017	WITHDRAWN	3/12/2018	C10	Wind Turbine			Wind Turbin e			152.25			150	Full Capacity		YOLO	CA	PGAE	Delevan-Vaca No. 2 & No. 3 230kV	6/1/2020	6/1/2020	NA	Complete		NA		IC Request	
KING FLAT WIND FARM 2	1358	5/1/2017	5/1/2017	WITHDRAWN	3/12/2018	C10	Wind Turbine			Wind Turbin e			101.50			100	Full Capacity		YOLO	CA	PGAE	Delevan-Vaca No. 2& No. 3 230kV	6/1/2020	6/1/2020	NA	Complete		NA		IC Request	
LUNA MAR	1359	4/27/2017	5/1/2017	WITHDRAWN	4/20/2018	C10	Storage			Batter y			22.99			20	Full Capacity		SAN MATEO	CA	PGAE	Half Moon Bay Substation 60kV	12/31/2021	12/31/2021	NA	Complete		NA		IC Request	
OAKLAND ENERGY RELIABILITY CENTER	1360	5/1/2017	5/1/2017	WITHDRAWN	6/23/2017	C10	Storage			Batter y			101.55			100	Full Capacity		ALAMEDA	CA	PGAE	Oakland C Substation 115kV	12/15/2019	12/15/2019	NA	Complete		NA		IC Request	
RIOSA CENTRAL SOLAR	1361	5/1/2017	5/1/2017	WITHDRAWN	3/1/2018	C10	Photovoltaic			Solar			20.23			19.74	Full Capacity		PLACER	CA	PGAE	Smartville-Camp Far West 60kV line	11/30/2020	11/30/2020	NA	Complete		NA		IC Request	
SAGE SOLAR	1362	4/28/2017	5/1/2017	WITHDRAWN	7/14/2017	C10	Photovoltaic			Solar			103.01			100	Full Capacity		ALAMEDA	CA	PGAE	Cayetano Substation 230kV	6/1/2020	6/1/2020	NA	Complete		NA		IC Request	
SOURGRASS SOLAR	1364	5/1/2017	5/1/2017	WITHDRAWN	3/1/2018	C10	Photovoltaic			Solar			380			350	Full Capacity		TEHAMA	CA	PGAE	Cottonwood-Delevan #1 230kV	12/31/2020	12/31/2020	NA	Complete		NA		IC Request	
WALTON ENERGY RELIABILITY CENTER	1365	5/1/2017	5/1/2017	WITHDRAWN	6/13/2017	C10	Storage			Batter y			52.80			50	Full Capacity		YUBA	CA	PGAE	Yuba City Cogen tap line-Pease 60kV	12/15/2019	12/15/2019	NA	Complete		NA		IC Request	

The contents of these pages are subject to change without notice. Decisions based on information contained within the California ISO's web site are the visitor's sole responsibility.



The California ISO Controlled Grid Generation Queue for All: Withdrawn

Report Run Date: 04/29/2025

Project Name	Queue Position	Interconnection Request Receive Date	Queue Date	Application Status	Withdrawn Date	Study Process	Generating Facility						Net MWs to Grid				Deliverability Status		Location		Point of Interconnection				Study Availability					
							Type-1	Type-2	Type-3	Fuel-1	Fuel-2	Fuel-3	MW-1	MW-2	MW-3	MW Total	Full Capacity, Partial or Energy Only (FC/P/EO)	Off-Peak Deliverability and Economic Only	County	State	Utility	Station or Transmission Line	Proposed On-line Date (as filed with IR)	Current On-line Date	Feasibility Study <i>or</i> Supplemental Review	System Impact Study <i>or</i> Phase I Cluster Study	Facilities Study (FAS) <i>or</i> Phase II Cluster Study	Optional Study (OS)	Interconnection Agreement Status	Reason for Withdrawal
WARDENCLYFFE	1366	4/27/2017	5/1/2017	WITHDRAWN	4/20/2018	C10	Storage			Batter y			313.50			300	Full Capacity		ALAMEDA	CA	PGAE	Tesla Substation 230kV	12/31/2022	12/31/2022	NA	Complete		NA		IC Request
WILBUR ENERGY STORAGE	1368	5/1/2017	5/1/2017	WITHDRAWN	3/25/2020	C10	Storage			Batter y			94.50			91.30	Full Capacity		CONTRA COSTA	CA	PGAE	Contra Costa Switchyard 230kV	10/31/2020	11/13/2023	NA	Complete	Complete	NA		IC Request
AMERICAN KINGS 10	1369	4/26/2017	5/1/2017	WITHDRAWN	7/14/2017	C10	Photovoltaic			Solar			155.68			150	Full Capacity		FRESNO	CA	PGAE	Mustang Switching Station 230kV	9/1/2021	9/1/2021	NA	Complete		NA		IC Request
BRUIN SOLAR	1370	4/26/2017	5/1/2017	WITHDRAWN	3/1/2018	C10	Photovoltaic			Solar			51.25			50	Full Capacity		FRESNO	CA	PGAE	Mendota Substation 115kV	5/1/2020	5/1/2020	NA	Complete		NA		IC Request
CALIFORNIA BEAR 6	1371	4/26/2017	5/1/2017	WITHDRAWN	3/1/2018	C10	Photovoltaic	Stora ge		Solar	Batte ry		22.41	22.3550		20	Full Capacity		FRESNO	CA	PGAE	Mendota Substation 115kV	12/1/2021	12/1/2021	NA	Complete		NA		IC Request
CURRY SOLAR	1372	4/28/2017	5/1/2017	WITHDRAWN	3/8/2018	C10	Photovoltaic			Solar			71.45			70	Full Capacity		FRESNO	CA	PGAE	Schindler Substation 70kV	11/1/2020	11/1/2020	NA	Complete		NA		None
DASOS 10	1373	4/26/2017	5/1/2017	WITHDRAWN	7/14/2017	C10	Photovoltaic			Solar			209.46			200	Full Capacity		MERCED	CA	PGAE	Wilson Substation 230kV	6/1/2020	6/1/2020	NA	Complete		NA		IC Request
FIREHAWK SOLAR 1	1375	4/11/2017	5/1/2017	WITHDRAWN	6/19/2017	C10	Storage	Photo voltai c		Batter y	Solar		75	75		75	Full Capacity		KERN	CA	PGAE	Smyrna Substation 115kV	12/31/2020	12/31/2020	NA			NA		IC Request
GOLDEN SQUARE	1376	4/27/2017	5/1/2017	WITHDRAWN	4/20/2018	C10	Storage	Photo voltai c		Batter y	Solar		204.82	205.39		400	Full Capacity		FRESNO	CA	PGAE	Tranquility Switching Station 230 kV	9/1/2021	9/1/2021	NA	Complete		NA		IC Request
GOLDWICK SOLAR FARM	1377	5/1/2017	5/1/2017	WITHDRAWN	3/14/2018	C10	Photovoltaic	Stora ge		Solar	Batte ry		100	100		101.44	Full Capacity		STANISLAUS	CA	PGAE	Salado Substation 115kV	10/1/2020	10/1/2020	NA	Complete		NA		IC Request
KROE HYBRID	1381	5/1/2017	5/1/2017	WITHDRAWN	4/18/2018	C10	Storage	Photo voltai c		Batter y	Solar		40	60		40.20	Full Capacity		MERCED / FRESNO	CA	PGAE	Mercy Springs Substation 70kV	11/30/2019	11/30/2019	NA	Complete		NA		Failure to Cure Deficiency
LAS CAMAS 2	1383	4/29/2017	5/1/2017	WITHDRAWN	4/18/2018	C10	Photovoltaic			Solar			102.50			101.4230	Full Capacity		MERCED	CA	PGAE	Los Banos Substation 230kV	11/30/2021	11/30/2021	NA	Complete		NA		Failure to Cure Deficiency
LOTUS 2 SOLAR FARM	1384	5/1/2017	5/1/2017	WITHDRAWN	3/14/2018	C10	Storage	Photo voltai c		Batter y	Solar		100	100		102	Full Capacity		MADERA	CA	PGAE	Borden Substation 70kV	3/1/2020	3/1/2020	NA	Complete		NA		IC Request

The contents of these pages are subject to change without notice. Decisions based on information contained within the California ISO's web site are the visitor's sole responsibility.





The California ISO Controlled Grid Generation Queue for All: Withdrawn

Report Run Date: 04/29/2025

							Generating Facility						Net MWs to Grid				Deliverability Status		Location		Point of Interconnection				Study Availability					
Project Name	Queue Position	Interconnection Request Receive Date	Queue Date	Application Status	Withdrawn Date	Study Process	Type-1	Type-2	Type-3	Fuel-1	Fuel-2	Fuel-3	MW-1	MW-2	MW-3	MW Total	Full Capacity, Partial or Energy Only (FC/P/EO)	Off-Peak Deliverability and Economic Only	County	State	Utility	Station or Transmission Line	Proposed On-line Date (as filed with IR)	Current On-line Date	Feasibility Study <i>or</i> Supplemental Review	System Impact Study <i>or</i> Phase I Cluster Study	Facilities Study (FAS) <i>or</i> Phase II Cluster Study	Optional Study (OS)	Interconnection Agreement Status	Reason for Withdrawal
VANGUARD SOLAR BESS	1385	4/29/2017	5/1/2017	WITHDRAWN	12/19/2019	C10	Storage	Photo voltaic		Batter y	Solar		47	153.3150		150	Full Capacity		FRESNO	CA	PGAE	Mustang Switching Station 230 kV	7/1/2020	3/31/2025	NA	Complete	Complete	NA		IC Request
MALLARD ENERGY STORAGE PROJECT	1386	4/28/2017	5/1/2017	WITHDRAWN	6/21/2017	C10	Storage			Batter y			90			81.11	Full Capacity		CONTRA COSTA	CA	PGAE	Pittsburg Switchyard 230kV	6/1/2021	6/1/2021	NA			NA		IC Request
PERSEUS SOLAR	1387	4/26/2017	5/1/2017	WITHDRAWN	7/14/2017	C10	Photovoltaic			Solar			208.97			206.37	Full Capacity		MERCED	CA	PGAE	Borden Substation 230kV	8/1/2021	8/1/2021	NA	Complete		NA		IC Request
PUERTA RENEWABLE ENERGY RELIABILITY CENTER	1388	5/1/2017	5/1/2017	WITHDRAWN	7/5/2017	C10	Photovoltaic	Stora ge		Solar	Batte ry		52	52.80		76.56	Full Capacity		FRESNO	CA	PGAE	Gates-Coalinga #2 70kV	6/1/2019	6/1/2019	NA	Complete		NA		IC Request
ROMERO CREEK SOLAR	1390	4/28/2017	5/1/2017	WITHDRAWN	4/30/2018	C10	Photovoltaic			Solar			203.96			200	Full Capacity		MERCED	CA	PGAE	Quinto Substation 230kV	12/31/2022	12/31/2022	NA	Complete		NA		
WARRIORS SOLAR	1392	4/28/2017	5/1/2017	WITHDRAWN	5/15/2020	C10	Photovoltaic			Solar			40.69			40	Full Capacity		FRESNO	CA	PGAE	Crescent Switching Station 70kV	11/1/2021	11/1/2021	NA	Complete	Complete	NA		IC Request
CASSIOPEIA SOLAR	1393	4/26/2017	5/1/2017	WITHDRAWN	7/14/2017	C10	Photovoltaic			Solar			77.04			76.12	Full Capacity		KERN	CA	PGAE	Tap on Maricopa-Copus line 70kV	8/1/2021	8/1/2021	NA	Complete		NA		IC Request
KERRNESS SOLAR	1395	4/28/2017	5/1/2017	WITHDRAWN	2/14/2018	C10	Photovoltaic			Solar			102.39			102.29	Full Capacity		MERCED	CA	PGAE	Wilson - Le Grand115kV	11/1/2021	11/1/2021	NA	Complete		NA		IC Request
LYNX SOLAR	1396	4/28/2017	5/1/2017	WITHDRAWN	7/14/2017	C10	Photovoltaic			Solar			30.91			30.42	Full Capacity		SANTA BARBARA	CA	PGAE	Cuyama 2 Substation 70kV	8/1/2021	8/1/2021	NA	Complete		NA		IC Request
SUN BRILLIANCE	1399	4/30/2017	5/1/2017	WITHDRAWN	7/3/2017	C10	Photovoltaic			Solar			16.35			16.3450	Full Capacity		KERN	CA	PGAE	Blackwell Substation 70kV	12/16/2019	12/16/2019	NA			NA		IC Request
HIDDEN HILLS SOLAR 1	1400	4/25/2017	5/1/2017	WITHDRAWN	4/16/2018	C10	Photovoltaic			Solar			305.50			266.50	Full Capacity		INYO	CA	GLW	Crazy Eyes Switching Station 230kV	12/31/2021	12/31/2021	NA	Complete		NA		
WARREN SOLAR 1	1401	5/1/2017	5/1/2017	WITHDRAWN	5/4/2018	C10	Photovoltaic			Solar			71.4870			69.26	Full Capacity		NYE	NV	VEA	Charleston Substation 138kV	3/1/2020	3/1/2020	NA	Complete		NA		IC Request
HARQUAHALA FLATS	1403	5/1/2017	5/1/2017	WITHDRAWN	6/3/2020	C10	Photovoltaic	Stora ge		Solar	Batte ry		450	450		450	Energy Only		MARICOPA	AZ	DCRT	Colorado River-Delaney 500kV	12/16/2022	12/16/2022	NA	Complete	Complete	NA		
HARQUAHALA SUN	1404	4/28/2017	5/1/2017	WITHDRAWN	4/16/2018	C10	Storage	Photo voltaic		Batter y	Solar		162.50	150		150	Full Capacity		MARICOPA	AZ	DCRT	Delaney-Colorado River 500kV	6/1/2020	6/1/2020	NA	Complete		NA		IC Request

The contents of these pages are subject to change without notice. Decisions based on information contained within the California ISO's web site are the visitor's sole responsibility.

				The California ISO Controlled Grid Generation Queue for All: Withdrawn																						Report Run Date: 04/29/2025					
							Generating Facility						Net MWs to Grid				Deliverability Status		Location		Point of Interconnection				Study Availability						
Project Name	Queue Position	Interconnection Request Receive Date	Queue Date	Application Status	Withdrawn Date	Study Process	Type-1	Type-2	Type-3	Fuel-1	Fuel-2	Fuel-3	MW-1	MW-2	MW-3	MW Total	Full Capacity, Partial or Energy Only (FC/P/EO)	Off-Peak Deliverability and Economic Only	County	State	Utility	Station or Transmission Line	Proposed On-line Date (as filed with IR)	Current On-line Date	Feasibility Study <i>or</i> Supplemental Review	System Impact Study <i>or</i> Phase I Cluster Study	Facilities Study (FAS) <i>or</i> Phase II Cluster Study	Optional Study (OS)	Interconnection Agreement Status	Reason for Withdrawal	
MESAVILLE SOLAR	1406	5/1/2017	5/1/2017	WITHDRAWN	5/11/2020	C10	Photovoltaic	Storage		Solar	Battery		476.33	229.90		675	Energy Only		RIVERSIDE	CA	SCE	Colorado River Substation 230kV	9/1/2021	1/15/2022	NA	Complete	Complete	NA	In Progress	IC Request	
QUARTZITE 10	1408	4/28/2017	5/1/2017	WITHDRAWN	7/14/2017	C10	Photovoltaic			Solar			154.59			150	Full Capacity		RIVERSIDE	CA	SCE	Colorado River Substation 230kV	12/1/2023	12/1/2023	NA			NA		IC Request	
VERMILLION ENERGY STORAGE	1409	4/28/2017	5/1/2017	WITHDRAWN	3/9/2018	C10	Storage			Battery			203.70			200	Full Capacity		RIVERSIDE	CA	SCE	Devers Substation 220kV	6/1/2021	6/1/2023	NA	Complete		NA		None	
WEST SPRINGS 2 WIND FARM	1410	4/28/2017	5/1/2017	WITHDRAWN	10/31/2019	C10	Wind Turbine			Wind Turbine			155.25			150	Full Capacity		RIVERSIDE	CA	SCE	Devers-Vista #1 230kV	6/1/2020	10/15/2023	NA	Complete	Complete	NA		IC Request	
GABRIEL SOLAR 3	1411	3/15/2017	5/1/2017	WITHDRAWN	4/26/2018	C10	Photovoltaic			Solar			100			100	Full Capacity		SAN BERNADINO	CA	SCE	Mira Loma-Walnut 230kV	12/31/2019	12/31/2019	NA			NA		Failure to Cure Deficiency	
VICKERS ENERGY STORAGE	1412	5/1/2017	5/1/2017	WITHDRAWN	12/4/2019	C10	Storage			Battery			80			80	Full Capacity		LOS ANGELES	CA	SCE	La Cienega Substation 230kV	5/28/2021	11/16/2021	NA	Complete	Complete	NA	Terminated		
RUBITA	1415	4/28/2017	5/1/2017	WITHDRAWN	5/15/2020	C10	Photovoltaic			Solar			102.18			100	Energy Only		SAN BERNARDINO	CA	SCE	Kramer-Inyokern-Randsburg No.1 115kV	11/1/2021	10/15/2023	NA	Complete	Complete	NA		IC Request	
BLUE MOUNTAIN WIND	1416	4/25/2017	5/1/2017	WITHDRAWN	4/20/2018	C10	Wind Turbine			Wind Turbine			108			100	Full Capacity		LOS ANGELES	CA	SCE	Antelope Substation 230kV	12/1/2020	12/1/2020	NA	Complete		NA		IC Request	
CALHAWK SOLAR FARM	1417	5/1/2017	5/1/2017	WITHDRAWN	4/16/2018	C10	Photovoltaic	Storage		Solar	Battery		100	100		99	Full Capacity		TULARE	CA	SCE	Vestal Substation 230kV	10/1/2020	6/1/2022	NA	Complete		NA			
CREOSOTE	1418	4/26/2017	5/1/2017	WITHDRAWN	2/22/2018	C10	Photovoltaic			Solar			418.95			400	Full Capacity		KERN	CA	SCE	Windhub Substation 230kV	8/1/2021	8/1/2021	NA	Complete		NA		None	
CANELLA 2 SOLAR FARM	1420	5/1/2017	5/1/2017	WITHDRAWN	4/16/2018	C10	Photovoltaic	Storage		Solar	Battery		200	200		200	Full Capacity		KERN	CA	SCE	Windhub Substation 230kV	10/1/2020	10/1/2020	NA	Complete		NA			
JAWBONE WIND ENERGY PROJECT	1421	4/28/2017	5/1/2017	WITHDRAWN	7/8/2019	C10	Wind Turbine			Wind Turbine			37.40			37.40	Full Capacity		KERN	CA	SCE	Highwind Substation 230kV	6/1/2019	12/15/2021	NA	Complete	Complete	NA			
LONGSPUR 10	1422	4/28/2017	5/1/2017	WITHDRAWN	7/14/2017	C10	Photovoltaic			Solar			263.84			250	Full Capacity		KERN	CA	SCE	Rattlesnake Switchyard 230kV	12/31/2021	12/31/2021	NA			NA		IC Request	
MUNZ SOLAR 1	1423	4/4/2017	5/1/2017	WITHDRAWN	2/28/2018	C10	Photovoltaic	Storage		Solar	Battery		90	90		90	Full Capacity		LOS ANGELES	CA	SCE	Antelope Substation 66kV	12/31/2020	12/31/2020	NA			NA		IC Request	

				The California ISO Controlled Grid Generation Queue for All: Withdrawn																						Report Run Date: 04/29/2025					
							Generating Facility						Net MWs to Grid				Deliverability Status		Location		Point of Interconnection				Study Availability						
Project Name	Queue Position	Interconnection Request Receive Date	Queue Date	Application Status	Withdrawn Date	Study Process	Type-1	Type-2	Type-3	Fuel-1	Fuel-2	Fuel-3	MW-1	MW-2	MW-3	MW Total	Full Capacity, Partial or Energy Only (FC/P/EO)	Off-Peak Deliverability and Economic Only	County	State	Utility	Station or Transmission Line	Proposed On-line Date (as filed with IR)	Current On-line Date	Feasibility Study <i>or</i> Supplemental Review	System Impact Study <i>or</i> Phase I Cluster Study	Facilities Study (FAS) <i>or</i> Phase II Cluster Study	Optional Study (OS)	Interconnection Agreement Status	Reason for Withdrawal	
VENTURA ENERGY CENTER	1425	4/28/2017	5/1/2017	WITHDRAWN	3/12/2018	C10	Storage	Gas Turbine	Battery	Natural Gas			26.1250	300		312	Full Capacity		VENTURA	CA	SCE	Santa Clara Substation 230kV	10/1/2020	10/1/2020	NA	Complete		NA		IC Request	
VISION WIND	1426	4/29/2017	5/1/2017	WITHDRAWN	10/31/2019	C10	Wind Turbine			Wind Turbine			280.50			275	Full Capacity		KERN	CA	SCE	Whirlwind Substation 220kV	12/31/2020	4/15/2023	NA	Complete	Complete	NA		IC Request	
DARLINGTON BALLEY SOLAR ENERGY 1	1427	5/1/2017	5/1/2017	WITHDRAWN	3/19/2020	C10	Photovoltaic	Storage	Solar	Battery			125	60		125	Full Capacity		MARICOPA	AZ	SDGE	Hassayampa Switchyard 500kV	4/30/2024	4/30/2024	NA	Complete	Complete	NA		IC Request	
MAVERICK	1428	4/27/2017	5/1/2017	WITHDRAWN	3/25/2021	C10	Storage			Battery			10			10	Full Capacity		SAN DIEGO	CA	SDGE	Miramar GT Switchyard 69kV	12/31/2021	12/31/2021	NA	Complete	Complete	NA		IC Request	
OCEANSIDE ENERGY STORAGE	1430	5/1/2017	5/1/2017	WITHDRAWN	3/2/2018	C10	Storage			Battery			40			40	Full Capacity		SAN DIEGO	CA	SDGE	Ocean Ranch Substation	5/28/2021	5/28/2021	NA	Complete		NA		IC Request	
ROSEBUD	1431	4/27/2017	5/1/2017	WITHDRAWN	3/25/2021	C10	Storage			Battery			10			10	Full Capacity		SAN DIEGO	CA	SDGE	Kearny West Substation 69kV	12/31/2021	12/31/2021	NA	Complete	Complete	NA		IC Request	
SUN STREAMS SOLAR 3	1433	4/27/2017	5/1/2017	WITHDRAWN	6/28/2017	C10	Photovoltaic			Solar			155.10			150	Full Capacity		MARICOPA	AZ	SDGE	Hassayampa Substation 500 kV	6/1/2020	6/1/2020	NA			NA		IC Request	
WISTARIA SOLAR 2	1436	4/28/2017	5/1/2017	WITHDRAWN	6/5/2017	C10	Photovoltaic			Solar			156			150	Full Capacity		IMPERIAL	CA	SDGE	Imperial Valley Substation 230kV	12/31/2019	12/31/2019	NA			NA		IC Request	
WESTSIDE CANAL ENERGY CENTER	1437	5/1/2017	5/1/2017	WITHDRAWN	6/10/2020	C10	Storage	Photovoltaic	Battery	Solar			400	25		425	Energy Only		IMPERIAL	CA	SDGE	Imperial Valley Substation 230kV	12/31/2021	12/31/2021	NA	Complete	Complete	NA		IC Request	
PANOCHÉ ENERGY CENTER	1438	4/28/2017	12/15/2017	WITHDRAWN	4/12/2018	ISP	Gas Turbine			Natural Gas			432			15.60	Full Capacity		FRESNO	CA	PG&E	Panoche Substation	2/1/2018	2/1/2018	NA			NA		IC Request	
KERNRIDGE EXPANSION	1441	2/20/2018	5/17/2018	WITHDRAWN	9/17/2020	ISP	Photovoltaic			Solar			17.90			0	Energy Only		KERN	CA	PG&E	Kern Ridge Substation 115kV	1/15/2021	12/15/2020	NA	Complete	Complete	NA		IC Request	
BLACK DIAMOND ENERGY STORAGE 2	1445	4/16/2018	4/16/2018	WITHDRAWN	2/27/2019	C11	Storage			Battery			200			200	Full Capacity		CONTRA COSTA	CA	PG&E	Pittsburg 230kV	5/1/2021	5/1/2021	NA			NA			
BODIE ENERGY STORAGE	1446	4/16/2018	4/16/2018	WITHDRAWN	2/15/2019	C11	Storage			Battery			50.70			50	Full Capacity		SUTTER	CA	PG&E	Bogue - Rio Oso 115 kV Line	7/9/2021	7/9/2021	NA			NA			
DERNOPI SOLAR	1447	4/13/2018	4/16/2018	WITHDRAWN	2/22/2019	C11	Photovoltaic			Solar			103.30			100	Full Capacity		FRESNO	CA	PG&E	Schindler 115kV	11/30/2021	11/30/2021	NA	Complete		NA		Failure to Cure Deficiency	




The California ISO Controlled Grid Generation Queue for All: Withdrawn

Report Run Date: 04/29/2025

							Generating Facility						Net MWs to Grid				Deliverability Status		Location		Point of Interconnection				Study Availability					
Project Name	Queue Position	Interconnection Request Receive Date	Queue Date	Application Status	Withdrawn Date	Study Process	Type-1	Type-2	Type-3	Fuel-1	Fuel-2	Fuel-3	MW-1	MW-2	MW-3	MW Total	Full Capacity, Partial or Energy Only (FC/P/EO)	Off-Peak Deliverability and Economic Only	County	State	Utility	Station or Transmission Line	Proposed On-line Date (as filed with IR)	Current On-line Date	Feasibility Study <i>or</i> Supplemental Review	System Impact Study <i>or</i> Phase I Cluster Study	Facilities Study (FAS) <i>or</i> Phase II Cluster Study	Optional Study (OS)	Interconnection Agreement Status	Reason for Withdrawal
DESCENDANT RANCH 2	1448	4/11/2018	4/16/2018	WITHDRAWN	3/8/2019	C11	Storage	Photo voltaic		Batter y	Solar		510	513.50		500	Full Capacity		COLUSA	CA	PGAE	Logan Creek - Delevan Line Tap 230kV	12/1/2023	12/1/2023	NA			NA		IC Request
FALCON ENERGY CENTER	1449	4/13/2018	4/16/2018	WITHDRAWN	4/22/2019	C11	Storage			Batter y			151.20			148.84	Full Capacity		SAN JOAQUIN	CA	PGAE	Kasson-Lammers 115kV	9/1/2021	9/1/2021	NA	Complete		NA		IC Request
GAUCHO STORAGE	1450	4/13/2018	4/16/2018	WITHDRAWN	3/11/2019	C11	Storage			Batter y			32.40			30.80	Full Capacity		SANTA BARBARA	CA	PGAE	Cabrillo Substation 115kV	12/1/2021	12/1/2021	NA	Complete		NA		IC Request
HOLOCRYSTALLINE ENERGY CENTER	1451	4/16/2018	4/16/2018	WITHDRAWN	2/26/2019	C11	Storage			Batter y			40			40	Full Capacity		SAN MATEO	CA	PGAE	Bair Substation 60kV bus	12/1/2021	12/1/2021	NA	Complete		NA		IC Request
HOOD 2	1452	4/16/2018	4/16/2018	WITHDRAWN	4/29/2019	C11	Photovoltaic			Solar			220			200	Full Capacity		STANISLAUS	CA	PGAE	Q1244 Switching Station 230kV	12/31/2022	12/31/2022	NA	Complete		NA		IC Request
HOOD 3	1453	4/16/2018	4/16/2018	WITHDRAWN	4/30/2019	C11	Photovoltaic			Solar			220			200	Full Capacity		STANISLAUS	CA	PGAE	Q1244 Switching Station 230kV	12/31/2022	12/31/2022	NA	Complete		NA		Failure to Cure Deficiency
MONTARA	1458	4/12/2018	4/16/2018	WITHDRAWN	3/8/2019	C11	Storage			Batter y			65			65	Full Capacity		ALAMEDA	CA	PGAE	Eastshore Station 115kV	7/1/2020	7/1/2020	NA			NA		IC Request
PINTO PASS	1460	4/12/2018	4/16/2018	WITHDRAWN	9/1/2022	C11	Storage			Batter y			20			20	Full Capacity		CONTRA COSTA	CA	PGAE	Christie Substation 60kV	12/31/2021	12/31/2023	NA	Complete	Complete	NA	Executed	IC Request
SEAPORT STORAGE	1462	4/12/2018	4/16/2018	WITHDRAWN	3/8/2019	C11	Storage			Batter y			41.80			40	Full Capacity		ALAMEDA	CA	PGAE	Oakland Station C 115kV	12/1/2022	12/1/2022	NA			NA		IC Request
STAR GL STORAGE 2	1464	4/16/2018	4/16/2018	WITHDRAWN	4/30/2019	C11	Storage			Batter y			45.80			45	Full Capacity		SUTTER	CA	PGAE	Greenleaf #1 Tap 115 kV	12/1/2021	12/1/2021	NA			NA		Failure to Cure Deficiency
STARGAZE SOLAR BESS	1465	4/16/2018	4/16/2018	WITHDRAWN	2/25/2019	C11	Photovoltaic			Solar			153.50			150	Full Capacity		ALAMEDA	CA	PGAE	Cayetano Substation 230kV	12/1/2021	12/1/2021	NA			NA		IC Request
TIERRA BUENA ENERGY CENTER	1466	4/13/2018	4/16/2018	WITHDRAWN	4/22/2019	C11	Storage			Batter y			74.3513			74.3513	Full Capacity		SUTTER	CA	PGAE	Pease 60kV	9/1/2021	9/1/2021	NA	Complete		NA		IC Request
TUNITAS	1467	4/13/2018	4/16/2018	WITHDRAWN	2/25/2019	C11	Storage			Batter y			50			50	Full Capacity		SAN JOAQUIN	CA	PGAE	Kasson Station 60kV	7/1/2020	7/1/2020	NA			NA		IC Request
ATLAS	1468	4/16/2018	4/16/2018	WITHDRAWN	8/29/2018	C11	Photovoltaic	Stora ge		Solar	Batte ry		1036.80	1036.80		1000	Full Capacity		FRESNO	CA	PGAE	Los Banos - Gates #3 500kV line	12/31/2022	12/31/2022	NA	None		NA		IC Request
BERRYDALE STORAGE	1469	4/12/2018	4/16/2018	WITHDRAWN	3/8/2019	C11	Storage			Batter y			41.80			40	Full Capacity		ALAMEDA	CA	PGAE	Birds Landing 230kV	12/1/2022	12/1/2022	NA			NA		IC Request

The contents of these pages are subject to change without notice. Decisions based on information contained within the California ISO's web site are the visitor's sole responsibility.

				The California ISO Controlled Grid Generation Queue for All: Withdrawn																						Report Run Date: 04/29/2025					
							Generating Facility						Net MWs to Grid				Deliverability Status		Location		Point of Interconnection				Study Availability						
Project Name	Queue Position	Interconnection Request Receive Date	Queue Date	Application Status	Withdrawn Date	Study Process	Type-1	Type-2	Type-3	Fuel-1	Fuel-2	Fuel-3	MW-1	MW-2	MW-3	MW Total	Full Capacity, Partial or Energy Only (FC/P/EO)	Off-Peak Deliverability and Economic Only	County	State	Utility	Station or Transmission Line	Proposed On-line Date (as filed with IR)	Current On-line Date	Feasibility Study <i>or</i> Supplemental Review	System Impact Study <i>or</i> Phase I Cluster Study	Facilities Study (FAS) <i>or</i> Phase II Cluster Study	Optional Study (OS)	Interconnection Agreement Status	Reason for Withdrawal	
CASY SOLAR	1471	4/13/2018	4/16/2018	WITHDRAWN	5/7/2019	C11	Photovoltaic	Storage		Solar	Battery		203.50	104		200	Energy Only		FRESNO	CA	PGAE	Tranquility 230kV	6/15/2022	6/15/2022	NA	Complete		NA			
DEL RANCHO	1473	4/16/2018	4/16/2018	WITHDRAWN	1/16/2019	C11	Photovoltaic	Storage		Solar	Battery		102.60	102.60		100	Full Capacity		CONTRA COSTA	CA	PGAE	Kelso Switching Station 230kV	12/31/2021	12/31/2021	NA	Complete		NA		IC Request	
GEMINI WIND NORTH	1474	4/16/2018	4/16/2018	WITHDRAWN	4/22/2019	C11	Wind Turbine			Wind Turbine			2005.80			2005.80	Full Capacity		N/A	CA	PGAE	Diablo Canyon Power Plant 500kV	3/31/2025	3/31/2025	NA	Complete		NA		Failure to Cure Deficiency	
GONZAGA RIDGE WIND FARM 2	1475	4/17/2018	4/16/2018	WITHDRAWN	4/10/2019	C11	Wind Turbine			Wind Turbine			61.28			58.63	Full Capacity		MERCED	CA	PGAE	Los Banos Substation 70kV	12/21/2020	12/21/2020	NA	Complete		NA		IC Request	
GREEN MEZZO	1476	4/12/2018	4/16/2018	WITHDRAWN	3/8/2019	C11	Storage			Battery			204.10			200	Full Capacity		SOLANO	CA	PGAE	Birds Landing Switchyard 230kV	12/1/2022	12/1/2022	NA			NA		IC Request	
HEARTLAND 3	1477	4/11/2018	4/16/2018	WITHDRAWN	3/7/2019	C11	Storage	Photovoltaic		Battery	Solar		51.1690	154.89		150	Full Capacity		FRESNO	CA	PGAE	Tranquility Switching Station 230kV	12/30/2022	12/30/2022	NA	Complete		NA		IC Request	
HUDSON SOLAR 2	1478	4/12/2018	4/16/2018	WITHDRAWN	3/7/2019	C11	Storage	Photovoltaic		Battery	Solar		102	102		80	Energy Only		FRESNO	CA	PGAE	Panoche Substation 115kV	6/30/2022	6/30/2022	NA	Complete		NA		IC Request	
KEY STORAGE 2	1480	4/11/2018	4/16/2018	WITHDRAWN	3/8/2019	C11	Storage			Battery			309.30			300	Full Capacity		FRESNO	CA	PGAE	Gates Sub 230kV	12/1/2024	12/1/2024	NA			NA		IC Request	
KINGSTON ENERGY STORAGE	1481	4/16/2018	4/16/2018	WITHDRAWN	4/30/2019	C11	Storage			Battery			50.74			50	Full Capacity		MADERA	CA	PGAE	Borden Substation 70kV	7/9/2021	7/9/2021	NA			NA		Failure to Cure Deficiency	
MERCATOR	1482	4/16/2018	4/16/2018	WITHDRAWN	2/4/2019	C11	Storage	Photovoltaic		Battery	Solar		518.40	518.40		500	Full Capacity		FRESNO	CA	PGAE	Tranquillity SS 230kV	12/31/2021	12/31/2021	NA	None		NA			
PANIOLO SOLAR	1483	4/13/2018	4/16/2018	WITHDRAWN	3/11/2019	C11	Storage	Photovoltaic		Battery	Solar		19.80	52.20		50.30	Full Capacity		FRESNO	CA	PGAE	Jayne Switching Station 70kV	12/1/2021	12/1/2021	NA			NA		IC Request	
PLACID	1485	4/10/2018	4/16/2018	WITHDRAWN	3/6/2019	C11	Storage	Photovoltaic		Battery	Solar		90	180		200	Full Capacity		FRESNO	CA	PGAE	Mendota Substation 115kV	5/1/2021	5/1/2021	NA	Complete		NA		IC Request	
ROCKFISH STORAGE 1	1486	4/11/2018	4/16/2018	WITHDRAWN	3/8/2019	C11	Storage			Battery			510			500	Full Capacity		MONTEREY	CA	PGAE	Moss Landing 230kV	12/1/2023	12/1/2023	NA			NA		IC Request	


 California ISO				The California ISO Controlled Grid Generation Queue for All: Withdrawn																						Report Run Date: 04/29/2025					
							Generating Facility						Net MWs to Grid				Deliverability Status		Location		Point of Interconnection				Study Availability						
Project Name	Queue Position	Interconnection Request Receive Date	Queue Date	Application Status	Withdrawn Date	Study Process	Type-1	Type-2	Type-3	Fuel-1	Fuel-2	Fuel-3	MW-1	MW-2	MW-3	MW Total	Full Capacity, Partial or Energy Only (FC/P/EO)	Off-Peak Deliverability and Economic Only	County	State	Utility	Station or Transmission Line	Proposed On-line Date (as filed with IR)	Current On-line Date	Feasibility Study <i>or</i> Supplemental Review	System Impact Study <i>or</i> Phase I Cluster Study	Facilities Study (FAS) <i>or</i> Phase II Cluster Study	Optional Study (OS)	Interconnection Agreement Status	Reason for Withdrawal	
ROCKFISH STORAGE 2	1487	4/11/2018	4/16/2018	WITHDRAWN	3/8/2019	C11	Storage			Batter y			510			500	Full Capacity		MONTEREY	CA	PGAE	Moss Landing 230kV	12/1/2024	12/1/2024	NA			NA		IC Request	
SAGEBERRY SOLAR	1488	4/11/2018	4/16/2018	WITHDRAWN	3/6/2019	C11	Storage	Photo voltaic		Batter y	Solar		92.08	311.8850		300	Full Capacity		FRESNO	CA	PGAE	Gates Substation 230kV	12/30/2022	12/30/2022	NA	Complete		NA		IC Request	
STEPHEN	1489	4/16/2018	4/16/2018	WITHDRAWN	3/13/2019	C11	Photovoltaic			Solar			102.73			100	Full Capacity		FRESNO	CA	PGAE	Schindler Substation 115kV	6/1/2022	6/1/2022	NA			NA		IC Request	
TEMETTATE ADVANCED CAES	1490	4/13/2018	4/16/2018	WITHDRAWN	2/28/2019	C11	Storage			Other			100			100	Full Capacity		SAN LUIS OBISPO	CA	PGAE	Mesa 230kV	6/1/2024	6/1/2024	NA	Complete		NA		IC Request	
WINDCHARGER ESS	1492	4/12/2018	4/16/2018	WITHDRAWN	4/9/2021	C11	Storage			Batter y			150			150	Full Capacity		SOLANO	CA	PGAE	Birds Landing Substation 230kV	12/1/2021	12/1/2021	NA	Complete	Complete	NA		IC Request	
CASTLE WIND OFFSHORE	1494	5/30/2018	4/16/2018	WITHDRAWN	4/8/2019	C11	Wind Turbine			Wind Turbine			576			559.30	Full Capacity		SAN LUIS OBISPO	CA	PGAE	Morro Bay Substation 230kV	3/30/2025	3/30/2025	NA	Complete		NA		IC Request	
HOLLY	1497	4/16/2018	4/16/2018	WITHDRAWN	3/13/2019	C11	Photovoltaic			Solar			40.8250			40	Full Capacity		KINGS	CA	PGAE	Corcoran-Guernsey 70kV line	11/1/2021	11/1/2021	NA			NA		IC Request	
HOOD 1	1498	4/16/2018	4/16/2018	WITHDRAWN	3/7/2019	C11	Photovoltaic			Solar			110			100	Full Capacity		TULARE	CA	PGAE	Olive Switching Substation 115kV	12/31/2022	12/31/2022	NA	Complete		NA		IC Request	
LIMON ENERGY PARK	1500	4/16/2018	4/16/2018	WITHDRAWN	3/6/2019	C11	Photovoltaic	Storage		Solar	Battery		128.35	25		125	Full Capacity		KERN	CA	PGAE	Midway Substation 230kV	12/1/2020	12/1/2020	NA	Complete		NA		IC Request	
MAMMOTH ENERGY STORAGE	1501	4/16/2018	4/16/2018	WITHDRAWN	4/25/2019	C11	Storage			Batter y			101.40			100	Full Capacity		KERN	CA	PGAE	Midway Substation 115kV	7/9/2021	7/9/2021	NA			NA		IC Request	
MAVERICKS	1502	4/16/2018	4/16/2018	WITHDRAWN	2/25/2019	C11	Storage			Batter y			300			300	Full Capacity		ALAMEDA	CA	PGAE	Newark Station 230kV	7/1/2021	7/1/2021	NA			NA		IC Request	
PINTAIL ENERGY STORAGE	1503	4/13/2018	4/16/2018	WITHDRAWN	3/5/2019	C11	Storage			Batter y			100			100	Full Capacity		SONOMA	CA	PGAE	Lakeville 230kV	6/30/2021	6/30/2021	NA			NA		IC Request	
PISTACHIO ENERGY PARK	1504	4/17/2018	4/16/2015	WITHDRAWN	3/6/2019	C11	Storage	Photo voltaic		Batter y	Solar		37	153.50		150	Full Capacity		KERN	CA	PGAE	Arco-Midway & Gates-Midway 230kV	12/1/2020	12/1/2020	NA	Complete		NA		IC Request	
POLELINE SOLAR ENERGY CENTER	1505	4/16/2018	4/16/2018	WITHDRAWN	4/30/2019	C11	Photovoltaic	Storage		Solar	Battery		61.0050	41.40		99.9950	Full Capacity		MERCED/FRESNO	CA	PGAE	Mercy Springs 70kV	12/1/2021	12/1/2021	NA			NA		Failure to Cure Deficiency	





The California ISO Controlled Grid Generation Queue for All: Withdrawn


Report Run Date: 04/29/2025


Project Name	Queue Position	Interconnection Request Receive Date	Queue Date	Application Status	Withdrawn Date	Study Process	Generating Facility						Net MWs to Grid				Deliverability Status		Location		Point of Interconnection				Study Availability					
							Type-1	Type-2	Type-3	Fuel-1	Fuel-2	Fuel-3	MW-1	MW-2	MW-3	MW Total	Full Capacity, Partial or Energy Only (FC/P/EO)	Off-Peak Deliverability and Economic Only	County	State	Utility	Station or Transmission Line	Proposed On-line Date (as filed with IR)	Current On-line Date	Feasibility Study <i>or</i> Supplemental Review	System Impact Study <i>or</i> Phase I Cluster Study	Facilities Study (FAS) <i>or</i> Phase II Cluster Study	Optional Study (OS)	Interconnection Agreement Status	Reason for Withdrawal
POSEIDON	1506	4/17/2018	4/16/2018	WITHDRAWN	3/6/2019	C11	Photovoltaic	Storage		Solar	Battery		206	50		200	Full Capacity		KERN	CA	PG&E	Bitterwater Switching Station 230kV	12/1/2020	12/1/2020	NA	Complete		NA		IC Request
CORTES	1508	4/14/2018	4/16/2018	WITHDRAWN	4/18/2019	C11	Storage			Battery			500			500	Full Capacity		SAN BERNARDINO	CA	SCE	Chino Substation 230kV bus	7/1/2021	12/22/2021	NA	Complete		NA		IC Request
ARROW	1509	4/10/2018	4/16/2018	WITHDRAWN	3/11/2019	C11	Storage	Photovoltaic		Battery	Solar		29.47	225		250	Full Capacity		KERN	CA	SCE	Whirlwind Substation 230kV	1/2/2022	10/1/2024	NA			NA		
CLEANPOWER SOLAR	1511	4/13/2018	4/16/2018	WITHDRAWN	4/30/2019	C11	Storage	Photovoltaic		Battery	Solar		37.70	37.70		37.50	Partial Capacity		LOS ANGELES	CA	SCE	Neenach Substation 66kV	12/15/2020	12/15/2020	NA	Complete		NA		Failure to Cure Deficiency
DRY CREEK SOLAR	1512	4/16/2018	4/16/2018	WITHDRAWN	3/7/2019	C11	Photovoltaic			Solar			110			100	Full Capacity		KERN	CA	SCE	Magunden-Vestal #1 230kV line	12/31/2022	12/31/2022	NA	None		NA		IC Request
HIGHLINE SOLAR ENERGY CENTER	1513	4/16/2018	4/16/2018	WITHDRAWN	2/26/2019	C11	Storage	Photovoltaic		Battery	Solar		40	80		74.90	Full Capacity		KERN	CA	SCE	Highwind Substation 230kV	12/1/2021	12/1/2021	NA			NA		IC Request
LONGSPUR 11	1514	4/11/2018	4/16/2018	WITHDRAWN	3/12/2019	C11	Photovoltaic	Storage		Solar	Battery		182.46	51.0930		175	Full Capacity		KERN	CA	SCE	Whirlwind Substation 230kV	12/30/2022	12/30/2022	NA			NA		IC Request
MCGRATH ENERGY CENTER 1	1515	4/16/2018	4/16/2018	WITHDRAWN	2/26/2019	C11	Storage			Battery			100			100	Full Capacity		VENTURA	CA	SCE	Mandalay-Santa Clara 220kV	12/1/2020	12/1/2020	NA			NA		IC Request
SAGEBRUSH SOLAR 5	1517	4/13/2018	4/16/2018	WITHDRAWN	4/30/2019	C11	Photovoltaic			Solar			223.56			200	Full Capacity		KERN	CA	SCE	Vincent Substation 230kV	12/31/2022	12/31/2022	NA	Complete		NA		Failure to Cure Deficiency
BIG BEAR WIND	1520	4/14/2018	4/16/2018	WITHDRAWN	7/31/2018	C11	Wind Turbine			Wind Turbine			199			199	Full Capacity		SAN BERNARDINO	CA	SCE	Victor Substation 230kV	12/1/2022	12/1/2022	NA			NA		IC Request
MOORHEN ENERGY STORAGE	1521	4/13/2018	4/16/2018	WITHDRAWN	4/8/2019	C11	Storage			Battery			200			200	Full Capacity		SAN BERNARDINO	CA	SCE	Lugo Substation 220kV	6/30/2021	11/30/2022	NA	Complete		NA		IC Request
PORTHOS SOLAR	1523	4/16/2018	4/16/2018	WITHDRAWN	4/10/2019	C11	Photovoltaic	Storage		Solar	Battery		900	900		900	Full Capacity		RIVERSIDE	CA	SCE	Eldorado Substation 500kV	12/31/2022	12/31/2022	NA	Complete		NA		IC Request
SUNVALE SOLAR FARM	1524	4/16/2018	4/16/2018	WITHDRAWN	5/14/2020	C11	Storage	Photovoltaic		Battery	Solar		600	600		600	Full Capacity		CLARK	NV	SCE	Eldorado Substation 500kV	10/1/2022	10/1/2022	NA	Complete		NA		IC Request


 California ISO				The California ISO Controlled Grid Generation Queue for All: Withdrawn																						Report Run Date: 04/29/2025					
							Generating Facility						Net MWs to Grid				Deliverability Status		Location		Point of Interconnection				Study Availability						
Project Name	Queue Position	Interconnection Request Receive Date	Queue Date	Application Status	Withdrawn Date	Study Process	Type-1	Type-2	Type-3	Fuel-1	Fuel-2	Fuel-3	MW-1	MW-2	MW-3	MW Total	Full Capacity, Partial or Energy Only (FC/P/EO)	Off-Peak Deliverability and Economic Only	County	State	Utility	Station or Transmission Line	Proposed On-line Date (as filed with IR)	Current On-line Date	Feasibility Study <i>or</i> Supplemental Review	System Impact Study <i>or</i> Phase I Cluster Study	Facilities Study (FAS) <i>or</i> Phase II Cluster Study	Optional Study (OS)	Interconnection Agreement Status	Reason for Withdrawal	
IRON HILLS PUMPED STORAGE	1525	4/12/2018	4/16/2018	WITHDRAWN	3/8/2019	C11	Storage			Pump ed-Stora ge hydro			1407			1400	Full Capacity		RIVERSIDE	CA	SCE	Red Bluff Substation 500kV	4/10/2025	4/10/2025	NA			NA		IC Request	
SILVERWING	1527	4/12/2018	4/16/2018	WITHDRAWN	3/12/2019	C11	Storage	Photo voltai c		Batter y	Solar		156	156		150	Full Capacity		RIVERSIDE	CA	SCE	Devers Substation 230kV	12/31/2021	12/31/2022	NA			NA		IC Request	
PITCHFORK ENERGY	1530	4/12/2018	4/16/2018	WITHDRAWN	3/8/2019	C11	Storage	Photo voltai c		Batter y	Solar		510	513.50		500	Full Capacity		MARICOPA	AZ	DCRT	Delaney Substation 500kV	12/1/2024	12/1/2024	NA			NA		IC Request	
SAN VICENTE ENERGY STORAGE FACILITY	1533	4/3/2018	4/16/2018	WITHDRAWN	3/11/2019	C11	Storage			Pump ed-Stora ge hydro			500			500	Full Capacity		SAN DIEGO	CA	SDGE	Sycamore Canyon Substation 230kV	4/3/2025	4/3/2025	NA	Complete		NA			
GONZAGA RIDGE WIND FARM 3	1535	4/17/2018	4/16/2018	WITHDRAWN	2/22/2019	C11	Wind Turbine			Wind Turbin e			76			117.4050	Full Capacity		MERCED	CA	PGAE	Los Banos-Pacheco 70 kV Line via Dinosaur Point Tap 70 kV Line	12/21/2020	12/21/2020	NA			NA		IC Request	
CAMPTONVILLE BIOPOWER	1536	9/27/2018	12/6/2018	WITHDRAWN	3/12/2019	FT	Steam Turbine			Biofue l			3.3710			3	Energy Only		YUBA	CA	PGAE	COLGATE-CHALLENGE	4/20/2021	4/20/2021		NA	NA	NA		None	
CAMPTONVILLE BIOPOWER1	1537	3/4/2019	4/5/2019	WITHDRAWN	3/17/2020	ISP	Steam Turbine			Biofue l			5.50			5	Full Capacity		YUBA	CA	PGAE	COLGATE-CHALLENGE 60kV	3/18/2022	3/18/2022	NA			NA			
KUIPER ENERGY STORAGE	1538	11/19/2018	4/5/2019	WITHDRAWN	2/27/2020	ISP	Storage			Batter y			40.50			40	Full Capacity		SONOMA	CA	PGAE	Geysers #3 Cloverdale 115 kV line	12/31/2021	12/31/2021	NA			NA			
BRIGHT STAR HYBRID	1541	4/5/2019	4/15/2019	WITHDRAWN	4/10/2020	C12	Storage	Photo voltai c		Batter y	Solar		356.7960	361.74		350	Full Capacity		SAN JOAQUIN	CA	PGAE	Brighton-Bellota 230kV	12/31/2022	12/31/2022	NA	Complete		NA		IC Request	
CAPETOWN 2 HYBRID	1542	4/5/2019	4/15/2019	WITHDRAWN	4/28/2020	C12	Storage	Wind Turbi ne		Batter y	Wind Turbi ne		50.8750	54.60		100	Full Capacity		HUMBOLDT	CA	PGAE	Bridgeville Substation 115kV	6/30/2021	6/30/2021	NA	Complete		NA		IC Request	

 California ISO				The California ISO Controlled Grid Generation Queue for All: Withdrawn																						Report Run Date: 04/29/2025					
							Generating Facility						Net MWs to Grid				Deliverability Status		Location		Point of Interconnection				Study Availability						
Project Name	Queue Position	Interconnection Request Receive Date	Queue Date	Application Status	Withdrawn Date	Study Process	Type-1	Type-2	Type-3	Fuel-1	Fuel-2	Fuel-3	MW-1	MW-2	MW-3	MW Total	Full Capacity, Partial or Energy Only (FC/P/EO)	Off-Peak Deliverability and Economic Only	County	State	Utility	Station or Transmission Line	Proposed On-line Date (as filed with IR)	Current On-line Date	Feasibility Study <i>or</i> Supplemental Review	System Impact Study <i>or</i> Phase I Cluster Study	Facilities Study (FAS) <i>or</i> Phase II Cluster Study	Optional Study (OS)	Interconnection Agreement Status	Reason for Withdrawal	
BEAUCHAMP 2 SOLAR	1543	4/4/2019	4/15/2019	WITHDRAWN	3/4/2020	C12	Photovoltaic	Storage		Solar	Battery		150	75		150	Full Capacity		COLUSA	CA	PGAE	Cortina Substation 115kV	12/1/2023	12/1/2023	NA	Complete		NA		IC Request	
RANCHERO SOLAR	1544	4/5/2019	4/15/2019	WITHDRAWN	7/15/2019	C12	Storage	Photovoltaic		Battery	Solar		150	300		300	Full Capacity		COLUSA	CA	PGAE	Delevan Substation 230kV	12/1/2023	12/1/2023	NA			NA		IC Request	
MARESTE BESS	1545	4/12/2019	4/15/2019	WITHDRAWN	4/9/2020	C12	Storage			Battery			99			99	Full Capacity		ALAMEDA	CA	PGAE	Grant Eastshore #1 115kV	5/31/2023	5/31/2023	NA			NA		IC Request	
TATTON STORAGE 1	1546	4/14/2019	4/15/2019	WITHDRAWN	2/14/2020	C12	Storage			Battery			30.58			30	Full Capacity		MENDOCINO	CA	PGAE	Elk-Gualala 60 kV	12/1/2021	12/1/2021	NA	Complete		NA			
BRADMOOR SOLAR	1547	4/5/2019	4/15/2019	WITHDRAWN	7/10/2019	C12	Photovoltaic	Storage		Solar	Battery		361.74	356.7960		350	Full Capacity		SOLANO	CA	PGAE	Lambie SW Station-Birds Landing 230kV	12/31/2022	12/31/2022	NA			NA			
LORINER STORAGE	1548	4/6/2019	4/15/2019	WITHDRAWN	2/17/2021	C12	Storage			Battery			30.48			30	Full Capacity		SANTA CLARA	CA	PGAE	Morgan Hill Substation 115kV	11/30/2022	11/30/2022	NA	Complete	Complete	NA		IC Request	
MIRANDA ESS	1549	4/4/2019	4/15/2019	WITHDRAWN	4/9/2020	C12	Storage			Battery			200			200	Full Capacity		SANTA CLARA	CA	PGAE	Los Esteros Substation 115kV	12/1/2023	12/1/2023	NA	Complete		NA		IC Request	
MABU BESS	1551	4/13/2019	4/15/2019	WITHDRAWN	7/6/2019	C12	Storage			Battery			100.40			100	Full Capacity		SANTA CLARA	CA	PGAE	Mabury Tap 115kV	5/31/2023	5/31/2023	NA			NA		IC Request	
HERCULIS	1554	4/5/2019	4/15/2019	WITHDRAWN	2/27/2020	C12	Storage			Battery			101.20			100	Full Capacity		ALAMEDA	CA	PGAE	Oakland J-Grant 115kV	12/31/2022	12/31/2022	NA	Complete		NA			
STEEL CITY ENERGY STORAGE	1555	4/4/2019	4/15/2019	WITHDRAWN	4/29/2020	C12	Storage			Battery			650			650	Full Capacity		CONTRA COSTA	CA	PGAE	Pittsburg Substation 230kV	4/1/2022	6/30/2025	NA	Complete		NA		Failure to Cure Deficiency	
SPINDRIFT HYBRID SOLAR	1556	4/6/2019	4/15/2019	WITHDRAWN	2/28/2020	C12	Storage	Photovoltaic		Battery	Solar		101.7250	101.7250		100	Full Capacity		SUTTER	CA	PGAE	Rio Oso Substation 115kV	11/30/2022	11/30/2022	NA	Complete		NA			
HYDASPES	1558	4/4/2019	4/15/2018	WITHDRAWN	8/17/2023	C12	Storage	Photovoltaic		Battery	Solar		41.4360	40.5620		40	Energy Only	Off-Peak Energy Only	STANISLAUS	CA	PGAE	Miller #1 115 kV Line	12/31/2022	12/31/2022	NA	Complete	Complete	NA	In Progress		
TEMPEST GENERATION	1559	4/8/2019	4/15/2019	WITHDRAWN	2/10/2020	C12	Wind Turbine	Storage		Wind Turbine	Battery		1568	319.35		1500	Full Capacity		HUMBOLDT	CA	PGAE	Round Mountain Substation 500kV	10/31/2025	10/31/2025	NA	Complete		NA		IC Request	
NIKOLA NORTE	1560	4/13/2019	4/15/2019	WITHDRAWN	7/6/2019	C12	Storage	Photovoltaic		Battery	Solar		61.2560	244.26		240	Full Capacity		SAN JOAQUIN	CA	PGAE	Tesla-Stagg 230kV	4/15/2023	4/15/2023	NA			NA		IC Request	

 California ISO				The California ISO Controlled Grid Generation Queue for All: Withdrawn																							Report Run Date: 04/29/2025				
							Generating Facility						Net MWs to Grid				Deliverability Status		Location		Point of Interconnection				Study Availability						
Project Name	Queue Position	Interconnection Request Receive Date	Queue Date	Application Status	Withdrawn Date	Study Process	Type-1	Type-2	Type-3	Fuel-1	Fuel-2	Fuel-3	MW-1	MW-2	MW-3	MW Total	Full Capacity, Partial or Energy Only (FC/P/EO)	Off-Peak Deliverability and Economic Only	County	State	Utility	Station or Transmission Line	Proposed On-line Date (as filed with IR)	Current On-line Date	Feasibility Study <i>or</i> Supplemental Review	System Impact Study <i>or</i> Phase I Cluster Study	Facilities Study (FAS) <i>or</i> Phase II Cluster Study	Optional Study (OS)	Interconnection Agreement Status	Reason for Withdrawal	
TESOSTER	1561	4/13/2019	4/15/2019	WITHDRAWN	2/25/2020	C12	Storage	Photovoltaic	Battery	Solar			61.2560	244.26		240	Full Capacity		SAN JOAQUIN	CA	PGAE	Tesla-Weber 230kV	4/15/2023	4/15/2023	NA	Complete		NA		IC Request	
NIKOVASTER	1562	4/13/2019	4/15/2019	WITHDRAWN	7/6/2019	C12	Photovoltaic	Storage	Solar	Battery			244.26	61.2560		240	Full Capacity		STANISLAUS	CA	PGAE	Tesla-Westley 230kV	4/15/2023	4/15/2023	NA			NA		IC Request	
BAY SUNSHINE HYBRID SOLAR	1563	4/15/2019	4/15/2019	WITHDRAWN	7/9/2019	C12	Storage	Photovoltaic	Battery	Solar			50.8050	50.8050		50	Full Capacity		SAN JOAQUIN	CA	PGAE	Tesla Substation 115kV	11/30/2022	11/30/2022	NA			NA		IC Request	
TRIM BESS	1564	4/13/2019	4/15/2019	WITHDRAWN	2/25/2020	C12	Storage		Battery				100.40			100	Full Capacity		SANTA CLARA	CA	PGAE	Trimble Substation 115kV	5/31/2023	5/31/2023	NA	Complete		NA		IC Request	
TYRE	1566	4/4/2019	4/15/2019	WITHDRAWN	3/3/2020	C12	Photovoltaic	Storage	Solar	Battery			55.7290	55.6560		55	Full Capacity		SAN JOAQUIN	CA	PGAE	Valley Springs #2 60 kV	12/31/2022	12/31/2022	NA	Complete		NA			
TRIGO	1567	4/5/2019	4/15/2019	WITHDRAWN	7/10/2019	C12	Photovoltaic	Storage	Solar	Battery			153.08	77.34		150	Full Capacity		MADERA	CA	PGAE	Borden Substation 230kV	12/15/2023	12/15/2023	NA			NA		IC Request	
OSO ROJO WEST	1569	4/5/2019	4/15/2019	WITHDRAWN	7/10/2019	C12	Photovoltaic		Solar				65.7825			65	Full Capacity		FRESNO	CA	PGAE	Coalinga Cogen Tap 70kV	7/31/2021	7/31/2021	NA			NA		IC Request	
CARBONERA 1 HYBRID SOLAR	1570	4/5/2019	4/15/2019	WITHDRAWN	7/17/2019	C12	Storage	Photovoltaic	Battery	Solar			50	50.75		50	Full Capacity		FRESNO	CA	PGAE	Coalinga#1-San Miguel 70 kV	11/30/2022	11/30/2022	NA			NA		IC Request	
EASTSIDE	1571	4/5/2019	4/15/2019	WITHDRAWN	7/10/2019	C12	Photovoltaic	Storage	Solar	Battery			82.29	41.89		80	Full Capacity		MERCED	CA	PGAE	El Nido Substation 115kV	12/15/2023	12/15/2023	NA			NA		IC Request	
POPPY	1572	4/5/2019	4/15/2019	WITHDRAWN	4/22/2020	C12	Photovoltaic		Solar				184.50			190	Full Capacity		FRESNO	CA	PGAE	Gates Substation 230kV	7/31/2021	11/30/2022	NA	Complete		NA		IC Request	
BOYCE SOLAR HYBRID	1573	4/15/2019	4/15/2019	WITHDRAWN	4/29/2020	C12	Photovoltaic	Storage	Solar	Battery			27.50	27.50		23	Energy Only		FRESNO	CA	PGAE	Jayne Substation 70kV	7/16/2022	7/16/2022	NA	Complete		NA		Failure to Cure Deficiency	
BIG DUCK STORAGE	1574	4/15/2019	4/15/2019	WITHDRAWN	2/11/2020	C12	Storage		Battery				462			400	Full Capacity		FRESNO	CA	PGAE	Panoche Substation 230 kV	7/1/2022	7/1/2022	NA	Complete		NA		IC Request	
ASH TREE HYBRID SOLAR	1575	4/15/2019	4/15/2019	WITHDRAWN	7/9/2019	C12	Storage	Photovoltaic	Battery	Solar			202.8770	202.8770		200	Full Capacity		FRESNO	CA	PGAE	Gates Substation 230kV	11/30/2022	11/30/2022	NA			NA		IC Request	
DRY GRAPE HYBRID SOLAR	1576	4/15/2019	4/15/2019	WITHDRAWN	7/9/2019	C12	Photovoltaic	Storage	Solar	Battery			202.76	200		200	Full Capacity		FRESNO	CA	PGAE	Gates Substation 230kV	11/30/2022	11/30/2022	NA			NA		IC Request	

 California ISO				The California ISO Controlled Grid Generation Queue for All: Withdrawn																						Report Run Date: 04/29/2025					
							Generating Facility						Net MWs to Grid				Deliverability Status		Location		Point of Interconnection				Study Availability						
Project Name	Queue Position	Interconnection Request Receive Date	Queue Date	Application Status	Withdrawn Date	Study Process	Type-1	Type-2	Type-3	Fuel-1	Fuel-2	Fuel-3	MW-1	MW-2	MW-3	MW Total	Full Capacity, Partial or Energy Only (FC/P/EO)	Off-Peak Deliverability and Economic Only	County	State	Utility	Station or Transmission Line	Proposed On-line Date (as filed with IR)	Current On-line Date	Feasibility Study <i>or</i> Supplemental Review	System Impact Study <i>or</i> Phase I Cluster Study	Facilities Study (FAS) <i>or</i> Phase II Cluster Study	Optional Study (OS)	Interconnection Agreement Status	Reason for Withdrawal	
IRRIGOSA	1577	4/5/2019	4/15/2019	WITHDRAWN	7/9/2019	C12	Photovoltaic	Storage		Solar	Battery		153.08	77.34		150	Full Capacity		MADERA	CA	PGAE	Gregg Substation 230kV	12/15/2023	12/15/2023	NA			NA		IC Request	
JOURNEY STORAGE	1578	4/5/2019	4/15/2019	WITHDRAWN	2/27/2020	C12	Storage			Battery			354.88			350	Full Capacity		KINGS	CA	PGAE	Henrietta Substation 230kV	12/31/2022	12/31/2022	NA			NA		IC Request	
ROBIN SOLAR HYBRID	1579	4/4/2019	4/15/2019	WITHDRAWN	7/10/2019	C12	Storage	Photovoltaic		Battery	Solar		30.25	30.25		27	Full Capacity		MONTEREY	CA	PGAE	Soledad Substation 60kV	12/16/2022	12/16/2022	NA			NA		IC Request	
STEVINSON	1580	4/5/2019	4/15/2019	WITHDRAWN	7/10/2019	C12	Storage	Photovoltaic		Battery	Solar		31.88	66.94		65	Full Capacity		MERCED	CA	PGAE	Livingston Substation 115kV	12/15/2023	12/15/2023	NA			NA		IC Request	
PINEBROOK SOLAR HYBRID ENERGY CENTER	1581	4/1/2019	4/15/2019	WITHDRAWN	4/14/2020	C12	Storage	Photovoltaic		Battery	Solar		1537	1537		1500	Full Capacity		FRESNO	CA	PGAE	Los Banos-Gates #1 500 kV	11/1/2024	11/1/2024	NA	Complete		NA		IC Request	
SUGARLOAF HYBRID SOLAR	1582	4/9/2019	4/15/2019	WITHDRAWN	3/9/2020	C12	Photovoltaic	Storage		Solar	Battery		152.80	150		150	Full Capacity		FRESNO	CA	PGAE	Panoche Substation 230kV	11/30/2022	11/30/2022	NA	Complete		NA		IC Request	
CORCAIR HYBRID SOLAR	1583	4/9/2019	4/15/2019	WITHDRAWN	7/8/2019	C12	Photovoltaic	Storage		Solar	Battery		91.35	90		90	Full Capacity		KINGS	CA	PGAE	Waukena Substation 115kV	11/30/2022	11/30/2022	NA			NA		IC Request	
RIVIERA SOLAR	1584	12/27/2018	4/15/2019	WITHDRAWN	2/12/2020	C12	Photovoltaic			Solar			75			75	Full Capacity		MADERA	CA	PGAE	Wilson-Oro Loma 115 kv	12/31/2022	12/31/2022	NA			NA			
STORM	1585	4/8/2019	4/15/2019	WITHDRAWN	7/10/2019	C12	Photovoltaic			Solar			50.80			50	Full Capacity		KERN	CA	PGAE	Olive SW Station-Smyrna 115kV	7/31/2021	7/31/2021	NA			NA		IC Request	
ARCTURUS	1586	4/4/2019	4/15/2019	WITHDRAWN	3/3/2025	C12	Storage	Photovoltaic		Battery	Solar		152.29	151.7940		150	Energy Only	Off-Peak Energy Only	KERN	CA	PGAE	Arco 230 kV	12/30/2022	11/3/2026	NA	Complete	Complete	NA	Executed	IC Request	
LAS BRISAS OFFSHORE WIND	1588	4/15/2019	4/15/2019	WITHDRAWN	7/18/2019	C12	Wind Turbine						1187.50			1145	Full Capacity		SAN LUIS OBISPO	CA	PGAE	Diablo Canyon Switching Station 500kV	4/1/2026	4/1/2026	NA			NA		IC Request	
NIMITZ 1 GENERATION	1589	4/6/2019	4/15/2019	WITHDRAWN	7/18/2019	C12	Storage	Wind Turbine		Battery	Wind Turbine		319.35	1568		1500	Full Capacity		SAN LUIS OBISPO	CA	PGAE	Diablo Canyon-Gates 500kV	10/31/2024	10/31/2024	NA			NA		IC Request	
NIMITZ 2 GENERATION	1590	4/8/2019	4/15/2019	WITHDRAWN	2/10/2020	C12	Wind Turbine	Storage		Wind Turbine	Battery		1568	319.35		1500	Full Capacity		SAN LUIS OBISPO	CA	PGAE	Diablo Canyon-Gates 500kV	4/1/2026	4/1/2026	NA	Complete		NA		IC Request	

 California ISO				The California ISO Controlled Grid Generation Queue for All: Withdrawn																									Report Run Date: 04/29/2025		
							Generating Facility						Net MWs to Grid				Deliverability Status		Location		Point of Interconnection				Study Availability						
Project Name	Queue Position	Interconnection Request Receive Date	Queue Date	Application Status	Withdrawn Date	Study Process	Type-1	Type-2	Type-3	Fuel-1	Fuel-2	Fuel-3	MW-1	MW-2	MW-3	MW Total	Full Capacity, Partial or Energy Only (FC/P/EO)	Off-Peak Deliverability and Economic Only	County	State	Utility	Station or Transmission Line	Proposed On-line Date (as filed with IR)	Current On-line Date	Feasibility Study <i>or</i> Supplemental Review	System Impact Study <i>or</i> Phase I Cluster Study	Facilities Study (FAS) <i>or</i> Phase II Cluster Study	Optional Study (OS)	Interconnection Agreement Status	Reason for Withdrawal	
CHAMISE	1591	4/4/2019	4/15/2019	WITHDRAWN	8/30/2023	C12	Photovoltaic	Storage		Solar	Battery		55.90	21.80		55	Energy Only	Off-Peak Energy Only	KERN	CA	PGAE	Midway-Tupman-Rio Bravo-Renfro 115 kV	12/31/2022	12/31/2024	NA	Complete	Complete	NA	In Progress	IC Request	
OATFIELD HYBRID SOLAR	1592	4/5/2019	4/15/2019	WITHDRAWN	3/13/2020	C12	Photovoltaic	Storage		Solar	Battery		500	500		500	Full Capacity		KINGS	CA	PGAE	Gates-Templeton 230 kV	11/30/2022	11/30/2022	NA	Complete		NA		IC Request	
GRAND LAKE HYBRID SOLAR	1594	4/15/2019	4/15/2019	WITHDRAWN	6/6/2022	C12	Storage	Photovoltaic		Battery	Solar		250	254		250	Energy Only	Off-Peak Energy Only	KINGS	CA	PGAE	Gates-Midway 230kV	11/30/2023	11/30/2023	NA	Complete	Complete	NA		Failure to Cure Deficiency	
PEONY	1595	4/5/2019	4/15/2019	WITHDRAWN	3/12/2020	C12	Photovoltaic			Solar			358.8750			350	Full Capacity		KERN	CA	PGAE	Midway 230kV	7/31/2021	11/30/2022	NA	Complete		NA		IC Request	
OSO ROJO GOLF COURSE	1597	4/5/2019	4/15/2019	WITHDRAWN	3/2/2020	C12	Photovoltaic			Solar			139.70			138	Full Capacity		KERN	CA	PGAE	Midway-Wheeler Ridge 230kV	7/31/2021	7/31/2021	NA	Complete		NA		IC Request	
AGUA AMARGA WIND	1598	4/12/2019	4/15/2019	WITHDRAWN	2/21/2020	C12	Wind Turbine				Wind Turbine		403.20			400	Full Capacity		SAN LUIS OBISPO	CA	PGAE	SOLARSS Switching Station	10/31/2023	10/31/2023	NA	Complete		NA		IC Request	
LION ROCK OFFSHORE WIND	1599	4/15/2019	4/15/2019	WITHDRAWN	4/1/2020	C12	Wind Turbine				Wind Turbine		627			605	Full Capacity		SAN LUIS OBISPO	CA	PGAE	Morro Bay Substation 230kV	4/1/2026	4/1/2026	NA	Complete		NA		IC Request	
SEAWOLF GENERATION	1600	4/8/2019	4/15/2019	WITHDRAWN	2/10/2020	C12	Storage	Wind Turbine		Battery	Wind Turbine		319.35	1568		1500	Full Capacity		SAN LUIS OBISPO	CA	PGAE	Midway-Diablo Canyon #2	10/31/2024	10/31/2024	NA	Complete		NA		IC Request	
FAMILIA HYBRID SOLAR	1601	4/15/2019	4/15/2019	WITHDRAWN	3/13/2020	C12	Photovoltaic	Storage		Solar	Battery		202.50	202.50		200	Full Capacity		MARICOPA	CA	PGAE	Midway-Wheeler Ridge #2 230kV	11/30/2022	11/30/2022	NA			NA		IC Request	
FOKUS RENEWABLE ENERGY CENTER	1602	4/13/2019	4/15/2019	WITHDRAWN	7/19/2019	C12	Storage	Photovoltaic	Wind Turbine	Battery	Solar	Wind Turbine	151.60	152.40	168	150	Full Capacity		KERN	CA	SCE	Highwind Substation 230kV	12/15/2023	12/15/2023	NA			NA		IC Request	
RIGAL	1603	4/8/2019	4/15/2019	WITHDRAWN	3/4/2020	C12	Storage	Photovoltaic		Battery	Solar		202.98	202.9980		200	Full Capacity		KERN	CA	SCE	Inyokern-Randsburg 115 kV	12/31/2022	12/31/2022	NA			NA			
CAYENNE ENERGY STORAGE	1605	4/16/2019	4/15/2019	WITHDRAWN	2/26/2020	C12	Storage			Battery			102.10			100	Full Capacity		LOS ANGELES	CA	SCE	Chino Substation 220kV	12/16/2022	12/16/2022	NA			NA		IC Request	
ELLIS BESS	1606	4/10/2019	4/15/2019	WITHDRAWN	7/17/2019	C12	Storage			Battery			203.41			200	Full Capacity		ORANGE	CA	SCE	Ellis Substation 220kV	10/31/2021	10/31/2021	NA			NA		IC Request	


 California ISO				The California ISO Controlled Grid Generation Queue for All: Withdrawn																						Report Run Date: 04/29/2025					
							Generating Facility						Net MWs to Grid				Deliverability Status		Location		Point of Interconnection				Study Availability						
Project Name	Queue Position	Interconnection Request Receive Date	Queue Date	Application Status	Withdrawn Date	Study Process	Type-1	Type-2	Type-3	Fuel-1	Fuel-2	Fuel-3	MW-1	MW-2	MW-3	MW Total	Full Capacity, Partial or Energy Only (FC/P/EO)	Off-Peak Deliverability and Economic Only	County	State	Utility	Station or Transmission Line	Proposed On-line Date (as filed with IR)	Current On-line Date	Feasibility Study <i>or</i> Supplemental Review	System Impact Study <i>or</i> Phase I Cluster Study	Facilities Study (FAS) <i>or</i> Phase II Cluster Study	Optional Study (OS)	Interconnection Agreement Status	Reason for Withdrawal	
RANCHO 2 ENERGY STORAGE	1607	4/9/2019	4/15/2019	WITHDRAWN	7/18/2019	C12	Storage			Batter y			250			250	Full Capacity		SAN BERNARDINO	CA	SCE	Etiwanda Substation 230kV	1/1/2023	1/1/2023	NA			NA		IC Request	
HINSON BESS	1609	4/10/2019	4/15/2019	WITHDRAWN	4/13/2020	C12	Storage			Batter y			308.1020			300	Full Capacity		LOS ANGELES	CA	SCE	Hinson Substation 220kV	10/31/2021	8/1/2022	NA	Complete		NA		IC Request	
SUPERBA STORAGE 1	1610	4/11/2019	4/15/2019	WITHDRAWN	4/29/2020	C12	Storage			Batter y			305			300	Full Capacity		ORANGE	CA	SCE	Johanna Substation 230 kV	12/1/2021	12/1/2021	NA	Complete		NA		Failure to Cure Deficiency	
SPEEDWAY ESS	1612	4/5/2019	4/15/2019	WITHDRAWN	11/17/2021	C12	Storage			Batter y			200			200	Full Capacity	Off-Peak Deliverability	LOS ANGELES	CA	SCE	Rio Hondo Substation 230kV	12/1/2023	4/15/2024	NA	Complete	Complete	NA			
TRESTLES ENERGY STORAGE	1613	4/16/2019	4/15/2019	WITHDRAWN	2/27/2020	C12	Storage			Batter y			433.7520			400	Full Capacity		LOS ANGELES	CA	SCE	Rio Hondo Substation 220kV	12/16/2022	12/16/2022	NA			NA		IC Request	
CITADEL ESS	1614	4/5/2019	4/15/2019	WITHDRAWN	7/15/2019	C12	Storage			Batter y			200			200	Full Capacity		ORANGE	CA	SCE	Johanna Substation 230 kV	12/1/2023	12/1/2023	NA			NA		IC Request	
HIGHWIND ENERGY CENTER	1616	4/13/2019	4/15/2019	WITHDRAWN	2/27/2020	C12	Storage	Wind Turbine	Photovoltaic	Batter y	Wind Turbine	Solar	28.38	64.80	51.75	115	Full Capacity		KERN	CA	SCE	Highwind Substation 230kV	12/31/2023	12/31/2023	NA			NA		IC Request	
DORADUS	1618	4/4/2019	4/15/2019	WITHDRAWN	3/4/2020	C12	Storage	Photovoltaic		Batter y	Solar		202.9980	202.9980		200	Full Capacity		KERN	CA	SCE	Magunden-Pastoria 230kV	12/31/2022	12/31/2022	NA	Complete		NA		IC Request	
ROCKY HILL SOLAR	1620	4/5/2019	4/15/2019	WITHDRAWN	3/11/2020	C12	Photovoltaic	Storage		Solar	Batter y		102.04	51.56		100	Full Capacity		TULARE	CA	SCE	Rector Substation 230kV	12/15/2023	12/15/2023	NA			NA			
YELLOW HAY HYBRID SOLAR	1621	4/5/2019	4/15/2019	WITHDRAWN	3/6/2020	C12	Photovoltaic	Storage		Solar	Batter y		200	200		200	Full Capacity		TULARE	CA	SCE	Magunden-Springville #1 220 kV	11/30/2022	11/30/2022	NA			NA		IC Request	
BARRENSPRING	1622	4/13/2019	4/15/2019	WITHDRAWN	2/27/2020	C12	Storage	Photovoltaic		Batter y	Solar		64.17	244.26		240	Full Capacity		TULARE	CA	SCE	Springville-Rector 220kV line	4/15/2023	4/15/2023	NA	Complete		NA		IC Request	
TRIUMPH SOLAR	1623	4/4/2019	4/15/2019	WITHDRAWN	7/15/2019	C12	Storage	Photovoltaic		Batter y	Solar		150	300		300	Full Capacity		TULARE	CA	SCE	Vestal Substation 230 kV	12/1/2023	12/1/2023	NA			NA		IC Request	
VESTAL VALLEY	1624	4/13/2019	4/15/2019	WITHDRAWN	7/26/2019	C12	Storage	Photovoltaic		Batter y	Solar		64.17	244.26		240	Full Capacity		TULARE	CA	SCE	Vestal Substation 220kV	4/15/2023	4/15/2023	NA			NA		IC Request	




The California ISO Controlled Grid Generation Queue for All: Withdrawn


Report Run Date: 04/29/2025


							Generating Facility						Net MWs to Grid				Deliverability Status		Location		Point of Interconnection				Study Availability					
Project Name	Queue Position	Interconnection Request Receive Date	Queue Date	Application Status	Withdrawn Date	Study Process	Type-1	Type-2	Type-3	Fuel-1	Fuel-2	Fuel-3	MW-1	MW-2	MW-3	MW Total	Full Capacity, Partial or Energy Only (FC/P/EO)	Off-Peak Deliverability and Economic Only	County	State	Utility	Station or Transmission Line	Proposed On-line Date (as filed with IR)	Current On-line Date	Feasibility Study <i>or</i> Supplemental Review	System Impact Study <i>or</i> Phase I Cluster Study	Facilities Study (FAS) <i>or</i> Phase II Cluster Study	Optional Study (OS)	Interconnection Agreement Status	Reason for Withdrawal
SAGEBRUSH 6 HYBRID	1626	4/5/2019	4/15/2019	WITHDRAWN	4/29/2020	C12	Photovoltaic	Storage		Solar	Battery		116.018560	113.96		200	Full Capacity		KERN	CA	SCE	Vincent Substation 230kV	12/1/2022	12/1/2022	NA	Complete		NA		Failure to Cure Deficiency
UNA LAKE SOLAR	1627	4/5/2019	4/15/2019	WITHDRAWN	7/10/2019	C12	Storage	Photovoltaic		Battery	Solar		615.90	627		600	Full Capacity		LOS ANGELES	CA	SCE	Vincent Substation 230kV	12/31/2022	12/31/2022	NA			NA		IC Request
FORT TEJON SOLAR	1628	4/5/2019	4/15/2019	WITHDRAWN	5/5/2021	C12	Photovoltaic	Storage		Solar	Battery		310.20	306.26		300	Full Capacity	Off-Peak Deliverability	LOS ANGELES	CA	SCE	Vincent Substation 230kV	12/31/2023	8/15/2026	NA	Complete	Complete	NA		
DRACO SOLAR	1630	4/5/2019	4/15/2019	WITHDRAWN	7/15/2019	C12	Storage	Photovoltaic		Battery	Solar		125	250		250	Full Capacity		KERN	CA	SCE	Whirlwind Substation 230 kV	12/1/2023	12/1/2023	NA			NA		
DESERT FLOWER WIND FARM	1633	4/13/2019	4/15/2019	WITHDRAWN	11/7/2019	C12	Wind Turbine			Wind Turbine			86.40			85	Full Capacity		KERN	CA	SCE	Windhub Substation 230 kV	12/31/2023	12/31/2023	NA			NA		
GARCES HYBRID SOLAR	1634	4/15/2019	4/15/2019	WITHDRAWN	7/23/2019	C12	Photovoltaic	Storage		Solar	Battery		203.4340	200		200	Full Capacity		KERN	CA	SCE	Windhub Substation 230 kV	11/30/2022	11/30/2022	NA			NA		IC Request
YEAGER HYBRID SOLAR	1635	4/15/2019	4/15/2019	WITHDRAWN	3/13/2020	C12	Photovoltaic	Storage		Solar	Battery		406.56	406.56		400	Full Capacity		KERN	CA	SCE	Windhub Substation 500kV	11/30/2022	11/30/2022	NA			NA		IC Request
SOLO	1637	4/5/2019	4/15/2019	WITHDRAWN	3/26/2020	C12	Storage	Photovoltaic		Battery	Solar		518.40	518.40		500	Full Capacity		RIVERSIDE	CA	SCE	Colorado River Substation 500kV	12/31/2022	12/31/2022	NA	Complete		NA		
VENTUS RENEWABLE ENERGY CENTER	1638	4/12/2019	4/15/2019	WITHDRAWN	7/19/2019	C12	Photovoltaic	Wind Turbine	Storage	Solar	Wind Turbine	Battery	208.5270	229.60	204.93	200	Full Capacity		RIVERSIDE	CA	SCE	Devers Substation 230kV	12/15/2023	12/15/2023	NA			NA		IC Request
CONSECHA	1639	4/5/2019	4/15/2019	WITHDRAWN	7/10/2019	C12	Storage			Battery			100.98			100	Full Capacity		RIVERSIDE	CA	SCE	Devers Substation 230kV	12/31/2022	12/31/2022	NA			NA		IC Request
SUNNYSOOK SOLAR CENTER	1640	4/12/2019	4/15/2019	WITHDRAWN	4/14/2020	C12	Photovoltaic	Storage		Solar	Battery		514.35	514.35		500	Full Capacity		RIVERSIDE	CA	SCE	Devers-San Bernardino Line 230 kV	6/1/2023	9/1/2026	NA	Complete		NA		IC Request
SAN BERNARDINO BESS	1644	4/10/2019	4/15/2019	WITHDRAWN	4/13/2020	C12	Storage			Battery			308.10			300	Full Capacity		SAN BERNARDINO	CA	SCE	San Bernardino Substation 220kV	10/31/2021	8/1/2022	NA	Complete		NA		IC Request
BULLHEAD SOLAR	1648	4/5/2019	4/15/2019	WITHDRAWN	3/4/2020	C12	Photovoltaic	Storage		Solar	Battery		400	200		400	Full Capacity		CLARK	NV	SCE	Mohave Substation 500kV	12/1/2023	12/1/2023	NA			NA		IC Request

				The California ISO Controlled Grid Generation Queue for All: Withdrawn																						Report Run Date: 04/29/2025					
							Generating Facility						Net MWs to Grid				Deliverability Status		Location		Point of Interconnection				Study Availability						
Project Name	Queue Position	Interconnection Request Receive Date	Queue Date	Application Status	Withdrawn Date	Study Process	Type-1	Type-2	Type-3	Fuel-1	Fuel-2	Fuel-3	MW-1	MW-2	MW-3	MW Total	Full Capacity, Partial or Energy Only (FC/P/EO)	Off-Peak Deliverability and Economic Only	County	State	Utility	Station or Transmission Line	Proposed On-line Date (as filed with IR)	Current On-line Date	Feasibility Study <i>or</i> Supplemental Review	System Impact Study <i>or</i> Phase I Cluster Study	Facilities Study (FAS) <i>or</i> Phase II Cluster Study	Optional Study (OS)	Interconnection Agreement Status	Reason for Withdrawal	
BLACK HILLS PLAYA A SOLAR	1651	4/12/2019	4/15/2019	WITHDRAWN	7/24/2019	C12	Storage	Photo voltaic	Batter y	Solar			51.15	102.30		100	Full Capacity		CLARK	NV	GLW	Sloan Canyon Switching Station 230kV	12/15/2023	12/15/2023	NA			NA			
BLACK HILLS PLAYA B SOLAR	1652	4/12/2019	4/15/2019	WITHDRAWN	7/24/2019	C12	Storage	Photo voltaic	Batter y	Solar			51.15	102.30		100	Full Capacity		CLARK	NV	GLW	Sloan Canyon Switching Station 230 kV	12/15/2023	12/15/2023	NA			NA		IC Request	
SLOAN ENERGY CENTER	1653	4/13/2019	4/15/2019	WITHDRAWN	3/12/2020	C12	Storage	Photo voltaic	Batter y	Solar			118.56	459.54		448	Full Capacity		CLARK	NV	GLW	Sloan Canyon Switching Station 230kV	5/31/2023	5/31/2023	NA	Complete		NA		IC Request	
GYPSY ESS	1656	4/4/2019	4/15/2019	WITHDRAWN	5/19/2021	C12	Storage		Batter y				200			200	Full Capacity	Off-Peak Deliverability	SAN DIEGO	CA	SDGE	Bay-Boulevard 230kV	12/1/2023	9/1/2023	NA	Complete	Complete	NA		IC Request	
CARDINAL STORAGE	1658	4/1/2019	4/15/2019	WITHDRAWN	4/18/2022	C12	Storage		Batter y				200			200	Energy Only	Off-Peak Deliverability	IMPERIAL	CA	SDGE	Imperial Valley Substation 230kV	6/30/2023	10/12/2028	NA	Complete	Complete	NA		IC Request	
PRIMAVERA STORAGE	1659	4/4/2019	4/15/2019	WITHDRAWN	7/15/2019	C12	Storage		Batter y				200			200	Full Capacity		SAN DIEGO	CA	SDGE	ECO 230kV	12/1/2023	12/1/2023	NA			NA		IC Request	
OBSIDIAN STORAGE	1661	4/5/2019	4/15/2019	WITHDRAWN	3/14/2024	C12	Wind Turbine			Wind Turbin e			300			300	Energy Only	Off-Peak Deliverability	BAJA CALIFORNIA	MX	SDGE	East County Substation 230 kV	12/1/2024	9/26/2029	NA	Complete	Complete	NA		IC Request	
SALTON SOLAR	1666	4/5/2019	4/15/2019	WITHDRAWN	3/4/2020	C12	Storage	Photo voltaic	Batter y	Solar			210.60	421.20		400	Full Capacity		IMPERIAL	CA	SDGE	Imperial Valley Substation 230kV	12/1/2023	12/1/2023	NA	Complete		NA			
SUFFOLK STORAGE	1668	4/12/2019	4/15/2019	WITHDRAWN	4/28/2020	C12	Storage			Batter y			51			50	Full Capacity		SAN DIEGO	CA	SDGE	Mesa Heights Substation 69kV	12/1/2021	12/1/2021	NA	Complete		NA		IC Request	
BOULDER OAKS HYBRID	1672	4/5/2019	4/15/2019	WITHDRAWN	4/13/2020	C12	Wind Turbine	Stora ge	Wind Turbin e	Batte ry			205.80	205		400	Full Capacity		SAN DIEGO	CA	SDGE	ECO-Miguel 500kV	9/30/2021	6/1/2023	NA	Complete		NA		IC Request	
SV ENERGY STORAGE FACILITY	1674	4/12/2019	4/15/2019	WITHDRAWN	4/24/2020	C12	Storage			Pump ed-Stora ge hydro			500			500	Full Capacity		SAN DIEGO	CA	SDGE	Sycamore Canyon Substation 230kV	4/1/2026	4/1/2026	NA			NA		IC Request	
CHAPARREL STORAGE	1676	4/5/2019	4/15/2019	WITHDRAWN	7/15/2019	C12	Storage			Batter y			50			50	Full Capacity		SAN DIEGO	CA	SDGE	Warners Substation 69kV	12/1/2023	12/1/2023	NA			NA		IC Request	


				The California ISO Controlled Grid Generation Queue for All: Withdrawn																						Report Run Date: 04/29/2025					
							Generating Facility						Net MWs to Grid				Deliverability Status		Location		Point of Interconnection				Study Availability						
Project Name	Queue Position	Interconnection Request Receive Date	Queue Date	Application Status	Withdrawn Date	Study Process	Type-1	Type-2	Type-3	Fuel-1	Fuel-2	Fuel-3	MW-1	MW-2	MW-3	MW Total	Full Capacity, Partial or Energy Only (FC/P/EO)	Off-Peak Deliverability and Economic Only	County	State	Utility	Station or Transmission Line	Proposed On-line Date (as filed with IR)	Current On-line Date	Feasibility Study <i>or</i> Supplemental Review	System Impact Study <i>or</i> Phase I Cluster Study	Facilities Study (FAS) <i>or</i> Phase II Cluster Study	Optional Study (OS)	Interconnection Agreement Status	Reason for Withdrawal	
SYCAMORE EXPANSION	1677	6/12/2019	4/1/2020	WITHDRAWN	11/6/2020	ISP	Cogeneration			Natural Gas			60			60	Full Capacity		KERN	CA	SCE	Magunden	12/1/2019	12/1/2019	NA			NA			
BRISBANE ENERGY STORAGE	1682	4/10/2020	4/15/2020	WITHDRAWN	4/8/2021	C13	Storage			Battery			253.6895			250	Full Capacity		SAN MATEO	CA	PGAE	Martin	10/15/2023	10/15/2023	NA			NA		IC Request	
CAPETOWN 3 HYBRID	1684	4/15/2020	4/15/2020	WITHDRAWN	4/8/2021	C13	Wind Turbine	Storage		Wind Turbine	Battery		97.20	61.013940		150	Full Capacity	Off-Peak Deliverability	HUMBOLDT	CA	PGAE	Bridgeville Substation 115kV	12/1/2023	12/1/2023	NA			NA			
CHIA ESS	1685	4/7/2020	4/15/2020	WITHDRAWN	4/2/2021	C13	Storage			Battery			300			300	Full Capacity		ALAMEDA	CA	PGAE	Cayetano Substation 230kV	12/1/2025	12/1/2025	NA	Complete		NA		IC Request	
CHICKAREE HYBRID SOLAR	1686	4/1/2020	4/15/2020	WITHDRAWN	5/25/2021	C13	Photovoltaic	Storage		Solar	Battery		86.70	86.70		85	Full Capacity	Off-Peak Deliverability	BUTTE	CA	PGAE	Table Mountain Substation 115kV	12/31/2023	12/31/2023	NA	Complete		NA		IC Request	
CROSSROADS STORAGE	1688	4/15/2020	4/15/2020	WITHDRAWN	4/4/2024	C13	Storage			Battery			312.96			299.99	Energy Only		SHASTA	CA	PGAE	Round Mountain 230 kV	11/30/2024	4/1/2027	NA	Complete	Complete	NA			
CROWSWEST	1689	4/7/2020	4/15/2020	WITHDRAWN	3/19/2021	C13	Photovoltaic	Storage		Solar	Battery		20.20	10		20	Full Capacity	Off-Peak Deliverability	STANISLAUS	CA	PGAE	Crow Creek Switching Station 60kV	12/30/2023	12/30/2023	NA	Complete		NA		IC Request	
INTREPID ENERGY	1692	4/12/2020	4/15/2020	WITHDRAWN	4/9/2021	C13	Wind Turbine	Storage		Wind Turbine	Battery		1568	319.3560		1500.12	Full Capacity	Off-Peak Deliverability	HUMBOLDT	CA	PGAE	Round Mountain Substation 500kV	4/15/2027	4/15/2027	NA			NA			
MARIPOSA ENERGY BESS	1693	4/14/2020	4/15/2020	WITHDRAWN	7/27/2020	C13	Storage	Gas Turbine		Battery	Natural Gas		26.21	14.10		34.10	Full Capacity		CONTRA COSTA	CA	PGAE	Mariposa Energy Center 230kV	3/31/2027	3/31/2027	NA			NA		Failure to Cure Deficiency	
MAYA	1694	4/14/2020	4/15/2020	WITHDRAWN	3/22/2021	C13	Storage			Battery			102.80			40	Full Capacity		CONTRA COSTA	CA	PGAE	Pittsburg Substation 60kV	12/31/2023	12/31/2023	NA	Complete		NA		IC Request	
MEADOWS ENERGY STORAGE	1695	4/14/2020	4/15/2020	WITHDRAWN	6/5/2024	C13	Storage			Battery			102			101.20	Energy Only		PLACER	CA	PGAE	Atlantic 60 kV	6/15/2023	1/29/2025	NA	Complete	Complete	NA			
MENARD ENERGY STORAGE	1696	4/14/2020	4/15/2020	WITHDRAWN	3/25/2021	C13	Storage			Battery			950.40			900	Full Capacity		SOLANO	CA	PGAE	Vaca-Dixon Substation 500kV	8/1/2023	8/1/2023	NA			NA		IC Request	
MUIR STORAGE	1697	4/15/2020	4/15/2020	WITHDRAWN	7/10/2020	C13	Storage			Battery			305.25			300	Full Capacity		MARIN	CA	PGAE	Ignacio Substation 230kV	10/30/2025	10/30/2025	NA			NA		IC Request	
MIRANDA ESS 2	1698	4/7/2020	4/15/2020	WITHDRAWN	7/7/2020	C13	Storage			Battery			300			300	Full Capacity		SANTA CLARA	CA	PGAE	Los Esteros Substation 115kV	12/1/2024	12/1/2024	NA			NA		IC Request	
GREASEWOOD HYBRID	1699	4/9/2020	4/15/2020	WITHDRAWN	7/7/2020	C13	Photovoltaic	Storage		Solar	Battery		326.6129	166.9050		300	Full Capacity	Off-Peak Deliverability	COLUSA	CA	PGAE	Delevan-Vaca #3 230kV line	12/1/2023	12/1/2023	NA			NA		IC Request	


				The California ISO Controlled Grid Generation Queue for All: Withdrawn																						Report Run Date: 04/29/2025					
							Generating Facility						Net MWs to Grid				Deliverability Status		Location		Point of Interconnection				Study Availability						
Project Name	Queue Position	Interconnection Request Receive Date	Queue Date	Application Status	Withdrawn Date	Study Process	Type-1	Type-2	Type-3	Fuel-1	Fuel-2	Fuel-3	MW-1	MW-2	MW-3	MW Total	Full Capacity, Partial or Energy Only (FC/P/EO)	Off-Peak Deliverability and Economic Only	County	State	Utility	Station or Transmission Line	Proposed On-line Date (as filed with IR)	Current On-line Date	Feasibility Study <i>or</i> Supplemental Review	System Impact Study <i>or</i> Phase I Cluster Study	Facilities Study (FAS) <i>or</i> Phase II Cluster Study	Optional Study (OS)	Interconnection Agreement Status	Reason for Withdrawal	
NORTH BAY ENERGY STORAGE	1700	4/14/2020	4/15/2020	WITHDRAWN	11/1/2024	C13	Storage			Batter y			102.75			100	Energy Only		SONOMA	CA	PGAE	Lakeville 60 kV	6/1/2023	3/18/2027	NA	Complete	Complete	NA	Executed	IC Request	
ORIGIN ENERGY STORAGE	1701	4/14/2020	4/15/2020	WITHDRAWN	7/15/2020	C13	Storage			Batter y			102			101.10	Full Capacity		SHASTA	CA	PGAE	Cottonwood Substation 115kV	6/15/2023	6/15/2023	NA			NA			
RAILYARD ENERGY STORAGE	1703	4/10/2020	4/15/2020	WITHDRAWN	4/8/2021	C13	Storage			Batter y			150.9290			150	Full Capacity		SANTA CLARA	CA	PGAE	New Switchyard on Los Esteros-Trimble Line 115kV	10/15/2023	10/15/2023	NA			NA			
SPARTAN ENERGY STORAGE	1704	4/14/2020	4/15/2020	WITHDRAWN	7/27/2020	C13	Storage			Batter y			152.2875			150	Full Capacity		SUTTER	CA	PGAE	Rio Oso Substation 115kV	9/1/2023	9/1/2023	NA			NA		Failure to Cure Deficiency	
TRAILWAYS ENERGY STORAGE	1706	4/14/2020	4/15/2020	WITHDRAWN	7/15/2020	C13	Storage			Batter y			102			101.20	Full Capacity		BUTTE	CA	PGAE	Paradise Substation 115kV	7/15/2023	7/15/2023	NA			NA			
OWL CLAW HYBRID SOLAR	1707	4/1/2020	4/15/2020	WITHDRAWN	6/11/2020	C13	Photovoltaic	Stora ge		Solar	Batte ry		86.60	86.60		84.90	Full Capacity	Off-Peak Deliverability	SAN JOAQUIN	CA	PGAE	Camanche 115kV Tap via the Camanche Powerhouse Station 115kV	12/31/2023	12/31/2023	NA			NA		IC Request	
QUICKSILVER ENERGY STORAGE	1708	4/14/2020	4/15/2020	WITHDRAWN	6/16/2020	C13	Storage			Batter y			250			250	Full Capacity		SANTA CLARA	CA	PGAE	Metcalf Substation 230kV	8/1/2024	8/1/2024	NA			NA		IC Request	
ALBA	1710	4/3/2020	4/15/2020	WITHDRAWN	4/12/2021	C13	Photovoltaic	Stora ge		Solar	Batte ry		154.8380	77.6380		150	Full Capacity	Off-Peak Deliverability	FRESNO	CA	PGAE	Mendota Substation 115kV	10/31/2023	10/31/2023	NA			NA		IC Request	
ALLIUM	1711	4/10/2020	4/15/2020	WITHDRAWN	4/14/2021	C13	Photovoltaic	Stora ge		Solar	Batte ry		114.5529	114.5529		110	Full Capacity	Off-Peak Deliverability	SAN BENITO	CA	PGAE	Hollister Substation 115kV	12/1/2023	12/1/2023	NA			NA		IC Request	
APRICOT ENERGY STORAGE	1712	4/15/2020	4/15/2020	WITHDRAWN	4/7/2021	C13	Storage			Batter y			30.60			30	Full Capacity		FRESNO	CA	PGAE	Cheney #1 Tap 115kV Line	7/1/2023	7/1/2023	NA	Complete		NA		Failure to Cure Deficiency	
COMAL FLATS 1	1714	4/2/2020	4/15/2020	WITHDRAWN	3/30/2021	C13	Photovoltaic	Stora ge		Solar	Batte ry		202.50	202.50		200	Full Capacity	Off-Peak Deliverability	FRESNO	CA	PGAE	Gates Substation 230kV	9/30/2024	9/30/2024	NA	Complete		NA		IC Request	
EDGEWOOD SOLAR HYBRID	1715	4/2/2020	4/15/2020	WITHDRAWN	4/9/2021	C13	Storage	Photo voltaic		Batter y	Solar		1700	1700		1700	Full Capacity	Off-Peak Deliverability	FRESNO	CA	PGAE	Los Banos - Gates #1 500kV line	11/1/2024	11/1/2024	NA			NA		IC Request	
FERRY HYBRID SOLAR	1716	4/7/2020	4/15/2020	WITHDRAWN	7/8/2020	C13	Storage	Photo voltaic		Batter y	Solar		50	102.20		100	Full Capacity	Off-Peak Deliverability	MADERA	CA	PGAE	Dairyland - Mendota 115kV line	11/30/2023	11/30/2023	NA			NA		IC Request	

				The California ISO Controlled Grid Generation Queue for All: Withdrawn																						Report Run Date: 04/29/2025					
							Generating Facility						Net MWs to Grid				Deliverability Status		Location		Point of Interconnection				Study Availability						
Project Name	Queue Position	Interconnection Request Receive Date	Queue Date	Application Status	Withdrawn Date	Study Process	Type-1	Type-2	Type-3	Fuel-1	Fuel-2	Fuel-3	MW-1	MW-2	MW-3	MW Total	Full Capacity, Partial or Energy Only (FC/P/EO)	Off-Peak Deliverability and Economic Only	County	State	Utility	Station or Transmission Line	Proposed On-line Date (as filed with IR)	Current On-line Date	Feasibility Study <i>or</i> Supplemental Review	System Impact Study <i>or</i> Phase I Cluster Study	Facilities Study (FAS) <i>or</i> Phase II Cluster Study	Optional Study (OS)	Interconnection Agreement Status	Reason for Withdrawal	
FOXGLOVE HYBRID SOLAR	1717	4/1/2020	4/15/2020	WITHDRAWN	12/3/2020	C13	Photovoltaic	Storage		Solar	Battery		102.50	102.50		100	Full Capacity	Off-Peak Deliverability	MADERA	CA	PGAE	Borden Substation 70kV	12/31/2023	12/31/2023	NA			NA			
HENSLEY HYBRID SOLAR	1719	4/7/2020	4/15/2020	WITHDRAWN	7/8/2020	C13	Storage	Photovoltaic		Battery	Solar		50	101.80		100	Full Capacity	Off-Peak Deliverability	MADERA	CA	PGAE	Chowchilla-Kerckhoff #2 115kV lin3	11/30/2023	11/30/2023	NA			NA		IC Request	
ICEBERG ENERGY STORAGE	1720	4/14/2020	4/15/2020	WITHDRAWN	7/3/2020	C13	Storage			Battery			31.7579			30	Full Capacity		MONTEREY	CA	PGAE	Spence Substation 60kV	7/1/2022	7/1/2022	NA			NA		IC Request	
MILKY WAY HYBRID SOLAR	1721	4/10/2020	4/15/2020	WITHDRAWN	4/12/2021	C13	Storage	Photovoltaic		Battery	Solar		175	355.20		350	Full Capacity	Off-Peak Deliverability	KINGS	CA	PGAE	Gates-Templeton 230kV line	11/30/2023	11/30/2023	NA			NA		IC Request	
MORTIMER SOLAR HYBRID	1722	4/1/2020	4/15/2020	WITHDRAWN	4/9/2021	C13	Storage	Photovoltaic		Battery	Solar		250	250		250	Full Capacity	Off-Peak Deliverability	KINGS	CA	PGAE	Mustang Switching Station 230kV	4/1/2024	4/1/2024	NA	Complete		NA		IC Request	
POLVADERO HYBRID SOLAR	1723	4/7/2020	4/15/2020	WITHDRAWN	7/3/2020	C13	Photovoltaic	Storage		Solar	Battery		51.90	25		50	Full Capacity	Off-Peak Deliverability	FRESNO	CA	PGAE	Jayne Sw Sta-Coalinga #1 70kV line	11/30/2023	11/30/2023	NA			NA		IC Request	
ROCK DOVE 1 ENERGY CENTER	1724	4/15/2020	4/15/2020	WITHDRAWN	5/21/2021	C13	Storage	Photovoltaic		Battery	Solar		387.94	312.96		300	Full Capacity	Off-Peak Deliverability	KERN	CA	PGAE	Arco - Midway 230kV line	11/30/2024	11/30/2024	NA	Complete		NA			
ROCK DOVE 2 ENERGY CENTER	1725	4/15/2020	4/15/2020	WITHDRAWN	6/18/2020	C13	Storage	Photovoltaic		Battery	Solar		387.94	312.96		300	Full Capacity	Off-Peak Deliverability	KERN	CA	PGAE	Gates - Midway 230kV line	11/30/2025	11/30/2025	NA			NA		IC Request	
TORANA HYBRID SOLAR	1726	4/1/2020	4/15/2020	WITHDRAWN	3/25/2021	C13	Photovoltaic	Storage		Solar	Battery		102.50	102.50		100	Full Capacity	Off-Peak Deliverability	MERCED	CA	PGAE	Los Banos Substation 70kV	12/31/2023	12/31/2023	NA	Complete		NA		IC Request	
TURON ENERGY STORAGE	1727	4/15/2020	4/15/2020	WITHDRAWN	6/25/2020	C13	Storage			Battery			71.45			70	Full Capacity		FRESNO	CA	PGAE	Gates - Coalinga #2 Line 70kV	7/1/2023	7/1/2023	NA			NA		IC Request	
ANACAPA	1729	4/3/2020	4/15/2020	WITHDRAWN	5/12/2021	C13	Storage	Solar Thermal		Battery	Solar		103.2020	206.20		200	Full Capacity	Off-Peak Deliverability	SANTA BARBARA	CA	PGAE	Sisquoc Substation 115kV	10/31/2023	10/31/2023	NA			NA		IC Request	
AUSTIN ES	1730	10/15/2019	4/15/2020	WITHDRAWN	5/5/2023	C13	Storage			Battery			203.60			200	Full Capacity		SAN LUIS OBISPO	CA	PGAE	Morro Bay Substation 230kV	12/1/2024	12/1/2024	NA	Complete	Complete	NA		IC Request	
BLACK BEAR ENERGY STORAGE 1	1731	4/15/2020	4/15/2020	WITHDRAWN	5/28/2021	C13	Storage			Battery			102			100	Full Capacity	Off-Peak Deliverability	SAN LUIS OBISPO	CA	PGAE	Mesa Substation 115kV	2/1/2023	2/1/2023	NA	Complete		NA		Failure to Cure Deficiency	


				The California ISO Controlled Grid Generation Queue for All: Withdrawn																						Report Run Date: 04/29/2025					
							Generating Facility						Net MWs to Grid				Deliverability Status		Location		Point of Interconnection				Study Availability						
Project Name	Queue Position	Interconnection Request Receive Date	Queue Date	Application Status	Withdrawn Date	Study Process	Type-1	Type-2	Type-3	Fuel-1	Fuel-2	Fuel-3	MW-1	MW-2	MW-3	MW Total	Full Capacity, Partial or Energy Only (FC/P/EO)	Off-Peak Deliverability and Economic Only	County	State	Utility	Station or Transmission Line	Proposed On-line Date (as filed with IR)	Current On-line Date	Feasibility Study <i>or</i> Supplemental Review	System Impact Study <i>or</i> Phase I Cluster Study	Facilities Study (FAS) <i>or</i> Phase II Cluster Study	Optional Study (OS)	Interconnection Agreement Status	Reason for Withdrawal	
BLACK BEAR ENERGY STORAGE 2	1732	4/15/2020	4/15/2020	WITHDRAWN	5/28/2021	C13	Storage			Batter y			102			100	Full Capacity	Off-Peak Deliverability	SAN LUIS OBISPO	CA	PGAE	Mesa Substation 230kV	2/1/2023	2/1/2023	NA	Complete		NA		Failure to Cure Deficiency	
BLUFF TRAIL STORAGE	1733	4/15/2020	4/15/2020	WITHDRAWN	11/20/2023	C13	Storage			Batter y			632.44			500	Energy Only		SAN LUIS OBISPO	CA	PGAE	Mesa Substation 230kV	11/30/2024	8/10/2027	NA	Complete	Complete	NA	In Progress	Failure to Cure Deficiency	
FREEBORN	1734	4/4/2020	4/15/2020	WITHDRAWN	7/7/2020	C13	Photovoltaic			Solar			27.30			27	Full Capacity	Off-Peak Deliverability	KERN	CA	PGAE	Midway-Taft 115kV line	12/30/2023	12/30/2023	NA			NA			
HANSON ENERGY CENTER	1735	4/15/2020	4/15/2020	WITHDRAWN	7/21/2020	C13	Storage			Batter y			30.80			30	Full Capacity		SANTA BARBARA	CA	PGAE	Santa Maria Cogen Tap 115kV Line	7/1/2023	7/1/2023	NA			NA		IC Request	
KAIROS HYBRID	1737	4/15/2020	4/15/2020	WITHDRAWN	5/6/2021	C13	Storage	Photo voltai c		Batter y	Solar		179.40	359.3520		350	Full Capacity	Off-Peak Deliverability	KERN	CA	PGAE	Midway Substation 230kV	10/30/2025	10/30/2025	NA			NA		IC Request	
LIGHTHOUSE WIND	1738	4/1/2020	4/15/2020	WITHDRAWN	3/25/2021	C13	Wind Turbine			Wind Turbin e			1456			1400	Full Capacity	Off-Peak Deliverability	SAN LUIS OBISPO	CA	PGAE	Diablo Canyon Switching Station 500kV	3/1/2027	3/1/2027	NA			NA		IC Request	
PECHO ENERGY STORAGE	1739	4/15/2020	4/15/2020	WITHDRAWN	1/30/2025	C13	Storage	Other		Batter y	Other		108	520		500	Partial Capacity	Off-Peak Deliverability	SAN LUIS OBISPO	CA	PGAE	Morro Bay 230 kV	6/1/2023	1/24/2031	NA	Complete	Complete	NA	Terminated	IC Request	
ROBIN 2	1741	4/8/2020	4/15/2020	WITHDRAWN	5/3/2021	C13	Storage	Photo voltai c		Batter y	Solar		103.95	204.12		200	Full Capacity	Off-Peak Deliverability	SAN LUIS OBISPO	CA	PGAE	Morro Bay Solar Sw Sta #2 230kV	12/1/2023	12/1/2023	NA	Complete		NA		IC Request	
ROBIN 3	1742	4/8/2020	4/15/2020	WITHDRAWN	4/2/2021	C13	Storage	Photo voltai c		Batter y	Solar		79.20	155.9250		150	Full Capacity	Off-Peak Deliverability	SAN LUIS OBISPO	CA	PGAE	Temblor - San Luis Obispo 115kV line	12/1/2023	12/1/2023	NA			NA			
SAGRARIO	1743	4/2/2020	4/15/2020	WITHDRAWN	4/12/2021	C13	Storage	Photo voltai c		Batter y	Solar		51.4010	103.4560		100	Full Capacity	Off-Peak Deliverability	KERN	CA	PGAE	Old River Substation 70kV	10/31/2023	10/31/2023	NA			NA		IC Request	
VERBENA	1746	4/10/2020	4/15/2020	WITHDRAWN	4/13/2021	C13	Photovoltaic	Stora ge		Solar	Batte ry		123.5965 50	123.5965 50		120	Full Capacity	Off-Peak Deliverability	KERN	CA	PGAE	Tupman Substation 115kV	12/1/2023	12/1/2023	NA			NA		IC Request	
VINSON ENERGY	1747	4/8/2020	4/15/2020	WITHDRAWN	4/9/2021	C13	Wind Turbine	Stora ge		Wind Turbin e	Batte ry		1568	319.35		1499.94	Full Capacity	Off-Peak Deliverability	SAN LUIS OBISPO	CA	PGAE	Diablo-Gates 500kV line	4/13/2027	4/13/2027	NA			NA			


 California ISO				The California ISO Controlled Grid Generation Queue for All: Withdrawn																						Report Run Date: 04/29/2025					
							Generating Facility						Net MWs to Grid				Deliverability Status		Location		Point of Interconnection				Study Availability						
Project Name	Queue Position	Interconnection Request Receive Date	Queue Date	Application Status	Withdrawn Date	Study Process	Type-1	Type-2	Type-3	Fuel-1	Fuel-2	Fuel-3	MW-1	MW-2	MW-3	MW Total	Full Capacity, Partial or Energy Only (FC/P/EO)	Off-Peak Deliverability and Economic Only	County	State	Utility	Station or Transmission Line	Proposed On-line Date (as filed with IR)	Current On-line Date	Feasibility Study <i>or</i> Supplemental Review	System Impact Study <i>or</i> Phase I Cluster Study	Facilities Study (FAS) <i>or</i> Phase II Cluster Study	Optional Study (OS)	Interconnection Agreement Status	Reason for Withdrawal	
WESTERN COAST WIND 1	1748	4/15/2020	4/15/2020	WITHDRAWN	3/30/2021	C13	Wind Turbine			Wind Turbine			1021.1250			1000	Full Capacity	Off-Peak Deliverability	SAN LUIS OBISPO	CA	PG&E	Diablo Canyon - Morro Bay 230 kV and Diablo Canyon - Mesa 230 kV Lines	4/7/2027	4/7/2027	NA	Complete		NA		IC Request	
ARIZONA A1	1752	4/15/2020	4/15/2020	WITHDRAWN	5/3/2021	C13	Storage	Photovoltaic		Battery	Solar		1572.20	2072.52		2000	Full Capacity	Off-Peak Deliverability	MARICOPA	AZ	DCRT	Delaney Substation 500kV	2/5/2025	2/5/2025	NA	Complete		NA		IC Request	
LA PAZ	1753	4/2/2020	4/15/2020	WITHDRAWN	3/18/2021	C13	Photovoltaic	Storage		Solar	Battery		526.68	415.96		500	Full Capacity	Off-Peak Deliverability	MARICOPA	AZ	DCRT	Delaney - Colorado River 500kV line	12/1/2024	12/1/2024	NA			NA		IC Request	
PAPAGO	1754	4/11/2020	4/15/2020	WITHDRAWN	3/19/2021	C13	Photovoltaic	Storage		Solar	Battery		307.1880	306.18		300	Full Capacity	Off-Peak Deliverability	MARICOPA	AZ	DCRT	Delaney Substation 500kV	10/31/2023	10/31/2023	NA	Complete		NA		IC Request	
AMETHYST SOLAR	1755	4/6/2020	4/15/2020	WITHDRAWN	7/6/2020	C13	Storage	Photovoltaic		Battery	Solar		100	200		200	Full Capacity	Off-Peak Deliverability	RIVERSIDE	CA	SCE	Colorado River Substation 230kV	12/1/2023	12/1/2023	NA			NA		IC Request	
ASTRA	1756	4/9/2020	4/15/2020	WITHDRAWN	3/23/2021	C13	Storage	Wind Turbine	Photovoltaic	Battery	Wind Turbine	Solar	205.92	207.20	206.59	200	Full Capacity	Off-Peak Deliverability	RIVERSIDE	CA	SCE	BLYTHE SUBSTATION 161kV	12/15/2024	12/15/2024	NA			NA		IC Request	
ETERNAL PUMPED STORAGE	1759	4/15/2020	4/15/2020	WITHDRAWN	12/21/2023	C13	Storage	Storage		Pumped-Storage hydro	Battery		1407	1400		1400	Energy Only		RIVERSIDE	CA	SCE	Red Bluff Substation 500kV	12/1/2026	12/1/2026	NA	Complete	Complete	NA		Failure to Cure Deficiency	
FORTUNA	1760	4/11/2020	4/15/2020	WITHDRAWN	3/24/2021	C13	Wind Turbine	Storage	Photovoltaic	Wind Turbine	Battery	Solar	207.20	205.92	206.59	200	Full Capacity	Off-Peak Deliverability	RIVERSIDE	CA	SCE	DEVERS SUBSTATION 220kV	12/15/2024	12/15/2024	NA	Complete		NA		IC Request	
GRISEDALE STORAGE 1	1762	4/13/2020	4/15/2020	WITHDRAWN	5/10/2021	C13	Storage			Battery			510			500	Full Capacity	Off-Peak Deliverability	RIVERSIDE	CA	SCE	Devers Substation 230kV	11/15/2022	11/15/2022	NA	Complete		NA		Failure to Cure Deficiency	
BULLDOG ENERGY STORAGE	1765	4/14/2020	4/15/2020	WITHDRAWN	3/12/2021	C13	Storage			Battery			408.07			400	Full Capacity		LOS ANGELES	CA	SCE	Rio Hondo Substation 220kV	6/1/2023	6/1/2023	NA			NA		IC Request	
HAMMOCK STORAGE	1767	4/2/2020	4/15/2020	WITHDRAWN	7/1/2020	C13	Storage			Battery			152.50			150	Full Capacity		LOS ANGELES	CA	SCE	El Nido Substation 230kV	12/31/2023	12/31/2023	NA			NA		IC Request	
SPEEDWAY ESS 2	1769	4/7/2020	4/15/2020	WITHDRAWN	7/6/2020	C13	Storage			Battery			300			300	Full Capacity		LOS ANGELES	CA	SCE	Rio Hondo Substation 230kV	12/1/2024	12/1/2024	NA			NA		IC Request	


 California ISO				The California ISO Controlled Grid Generation Queue for All: Withdrawn																						Report Run Date: 04/29/2025					
							Generating Facility						Net MWs to Grid				Deliverability Status		Location		Point of Interconnection				Study Availability						
Project Name	Queue Position	Interconnection Request Receive Date	Queue Date	Application Status	Withdrawn Date	Study Process	Type-1	Type-2	Type-3	Fuel-1	Fuel-2	Fuel-3	MW-1	MW-2	MW-3	MW Total	Full Capacity, Partial or Energy Only (FC/P/EO)	Off-Peak Deliverability and Economic Only	County	State	Utility	Station or Transmission Line	Proposed On-line Date (as filed with IR)	Current On-line Date	Feasibility Study <i>or</i> Supplemental Review	System Impact Study <i>or</i> Phase I Cluster Study	Facilities Study (FAS) <i>or</i> Phase II Cluster Study	Optional Study (OS)	Interconnection Agreement Status	Reason for Withdrawal	
SWAN ESS	1770	4/7/2020	4/15/2020	WITHDRAWN	4/26/2021	C13	Storage			Batter y			300			300	Full Capacity	Off-Peak Deliverability	SAN BERNARDINO	CA	SCE	Mira Loma Substation 230kV	12/1/2025	12/1/2025	NA	Complete		NA		IC Request	
LEO WOLF ENERGY CENTER	1771	4/13/2020	4/15/2020	WITHDRAWN	9/8/2020	C13	Storage	Photo voltaic		Batter y	Solar		508.56	508.56		500	Full Capacity	Off-Peak Deliverability	SAN BERNARDINO	CA	SCE	Kramer Junction Substation 230kV	11/30/2024	11/30/2024	NA			NA			
LUZEN SOLAR ENERGY CENTER	1772	4/15/2020	4/15/2020	WITHDRAWN	6/30/2020	C13	Storage	Photo voltaic		Batter y	Solar		156.48	156.48		150	Full Capacity	Off-Peak Deliverability	SAN BERNARDINO	CA	SCE	Kramer Junction Substation 115kV	11/30/2022	11/30/2022	NA			NA		IC Request	
OXFORD	1773	4/14/2020	4/15/2020	WITHDRAWN	6/30/2020	C13	Photovoltaic	Stora ge		Solar	Batte ry		78.3780	78.3780		75	Full Capacity	Off-Peak Deliverability	KERN	CA	SCE	Kramer-Inyokern-Randsburg #1 115kV line	12/31/2023	12/31/2023	NA			NA		IC Request	
ALLEGRO HYBRID SOLAR	1777	4/9/2020	4/15/2020	WITHDRAWN	7/8/2020	C13	Photovoltaic	Stora ge		Solar	Batte ry		152.40	75		150	Full Capacity	Off-Peak Deliverability	KERN	CA	SCE	Highwind Substation 220kV	11/30/2023	11/30/2023	NA			NA		IC Request	
ALTA 20 WIND	1778	4/14/2020	4/15/2020	WITHDRAWN	3/10/2021	C13	Wind Turbine			Wind Turbin e			257.60			250	Full Capacity	Off-Peak Deliverability	KERN	CA	SCE	Windhub Substation 230kV	10/15/2023	12/15/2025	NA	Complete		NA		IC Request	
BOBCAT ENERGY STORAGE	1780	4/10/2020	4/15/2020	WITHDRAWN	3/5/2021	C13	Storage			Batter y			75			75	Full Capacity		LOS ANGELES	CA	SCE	Antelope Substation 66kV	7/1/2022	7/1/2022	NA			NA		IC Request	
CENTRAL COAST WIND 1	1781	4/15/2020	4/15/2020	WITHDRAWN	7/7/2020	C13	Wind Turbine			Wind Turbin e			771.75			750	Full Capacity	Off-Peak Deliverability	SANTA BARBARA	CA	SCE	Goleta Substation 230kV	4/7/2027	4/7/2027	NA			NA		IC Request	
KEYHOLE WIND 2	1785	4/6/2020	4/15/2020	WITHDRAWN	6/25/2020	C13	Wind Turbine			Wind Turbin e			100			100	Full Capacity	Off-Peak Deliverability	KERN	CA	SCE	Whirlwind Substation 230kV	12/1/2024	12/1/2024	NA			NA		IC Request	
LONGHORN 1	1786	4/2/2020	4/15/2020	WITHDRAWN	3/11/2021	C13	Storage	Photo voltaic		Batter y	Solar		405.80	405.80		400	Full Capacity	Off-Peak Deliverability	KERN	CA	SCE	Windhub Substation 230kV	9/30/2024	9/30/2024	NA			NA		IC Request	
LYCKA SOLAR	1787	4/11/2020	4/15/2020	WITHDRAWN	3/18/2021	C13	Storage	Photo voltaic		Batter y	Solar		122.5120	464.42		460	Full Capacity	Off-Peak Deliverability	TULARE	CA	SCE	Springville Substation 230kV	4/15/2024	4/15/2024	NA	Complete		NA		IC Request	
METEORITE SOLAR	1788	4/6/2020	4/15/2020	WITHDRAWN	4/26/2021	C13	Photovoltaic	Stora ge		Solar	Batte ry		400	200		400	Full Capacity	Off-Peak Deliverability	KERN	CA	SCE	Whirlwind Substation 230 kV	12/1/2024	12/1/2024	NA	Complete		NA		IC Request	


				The California ISO Controlled Grid Generation Queue for All: Withdrawn																						Report Run Date: 04/29/2025					
							Generating Facility						Net MWs to Grid				Deliverability Status		Location		Point of Interconnection				Study Availability						
Project Name	Queue Position	Interconnection Request Receive Date	Queue Date	Application Status	Withdrawn Date	Study Process	Type-1	Type-2	Type-3	Fuel-1	Fuel-2	Fuel-3	MW-1	MW-2	MW-3	MW Total	Full Capacity, Partial or Energy Only (FC/P/EO)	Off-Peak Deliverability and Economic Only	County	State	Utility	Station or Transmission Line	Proposed On-line Date (as filed with IR)	Current On-line Date	Feasibility Study <i>or</i> Supplemental Review	System Impact Study <i>or</i> Phase I Cluster Study	Facilities Study (FAS) <i>or</i> Phase II Cluster Study	Optional Study (OS)	Interconnection Agreement Status	Reason for Withdrawal	
VALOREM	1793	4/11/2020	4/15/2020	WITHDRAWN	5/10/2021	C13	Storage	Wind Turbine	Photovoltaic	Battery	Wind Turbine	Solar	203.94	207.20	208.08	200	Full Capacity	Off-Peak Deliverability	KERN	CA	SCE	HIGHWIND SUBSTATION 230kV	12/15/2024	12/15/2024	NA	Complete		NA		Failure to Cure Deficiency	
VENADO VALLEY 1	1794	4/2/2020	4/15/2020	WITHDRAWN	3/12/2021	C13	Storage	Photovoltaic		Battery	Solar		305.20	305.20		300	Full Capacity	Off-Peak Deliverability	ROSAMOND	CA	SCE	WhirlWind Substation 230kV	9/30/2024	9/30/2024	NA			NA		IC Request	
BONANZA SOLAR 2	1797	4/6/2020	4/15/2020	WITHDRAWN	4/26/2021	C13	Photovoltaic	Storage		Solar	Battery		300	150		300	Full Capacity	Off-Peak Deliverability	CLARK/NYE	NV	GLW	Innovation Substation 230kV	12/1/2024	12/1/2024	NA	Complete		NA		IC Request	
AMPCHAMP STORAGE	1802	4/2/2020	4/15/2020	WITHDRAWN	5/5/2023	C13	Storage			Battery			20.80			20	Energy Only		SAN DIEGO	CA	SDGE	Otay Substation 69 kV	12/31/2023	12/8/2024	NA	Complete	Complete	NA		IC Request	
BLUEGILL STORAGE	1803	4/15/2020	4/15/2020	WITHDRAWN	3/9/2021	C13	Storage			Battery			81.3750			80	Full Capacity		SAN DIEGO	CA	SDGE	Loop Loveland - Los Coches 69kV line	10/30/2025	10/30/2025	NA			NA		IC Request	
BOULDER OAKS HYBRID 2	1804	4/13/2020	4/15/2020	WITHDRAWN	3/10/2021	C13	Wind Turbine	Storage		Wind Turbine	Battery		205.80	205		400	Full Capacity	Off-Peak Deliverability	SAN DIEGO	CA	SDGE	New Switchyard to loop the ECO-Miguel 500 kV Line	12/1/2023	12/1/2023	NA			NA		IC Request	
BRADSHAW ENERGY STORAGE	1805	4/14/2020	4/15/2020	WITHDRAWN	3/16/2021	C13	Storage			Battery			75			75	Full Capacity		SAN DIEGO	CA	SDGE	Miramar-Scripps 69kV line	6/1/2022	6/1/2022	NA			NA		IC Request	
CARROLL CANYON ENERGY STORAGE	1807	4/10/2020	4/15/2020	WITHDRAWN	3/10/2021	C13	Storage			Battery			154.140480			150	Full Capacity		SAN DIEGO	CA	SDGE	Eastgate Substation 69kV	10/15/2023	10/15/2023	NA			NA		IC Request	
COASTWOOD ENERGY STORAGE	1808	4/14/2020	4/15/2020	WITHDRAWN	3/15/2021	C13	Storage			Battery			101.90			101.10	Full Capacity		SAN DIEGO	CA	SDGE	Shadowridge Substation 138kV	7/15/2023	7/15/2023	NA			NA		IC Request	
CUCKOO ENERGY STORAGE	1809	4/14/2020	4/15/2020	WITHDRAWN	7/3/2020	C13	Storage			Battery			30			30	Full Capacity		SAN DIEGO	CA	SDGE	Borrego Substation 69kV	7/1/2022	7/1/2022	NA			NA		IC Request	
DUCK PILOT STORAGE	1811	4/2/2020	4/15/2020	WITHDRAWN	4/20/2023	C13	Storage			Battery			101.90			100	Full Capacity		SAN DIEGO	CA	SDGE	Los Coches Substation 138 kV	12/31/2023	12/8/2024	NA	Complete	Complete	NA	In Progress	IC Request	
GYPSY ESS 2	1813	4/7/2020	4/15/2020	WITHDRAWN	7/6/2020	C13	Storage			Battery			300			300	Full Capacity		SAN DIEGO	CA	SDGE	Bay Boulevard 230kV	12/1/2024	12/1/2024	NA			NA			
HINTON ENERGY STORAGE	1815	3/31/2020	4/15/2020	WITHDRAWN	3/11/2024	C13	Storage			Battery			103.2750			100	Partial Capacity		SAN DIEGO	CA	SDGE	Creelman Substation 69 kV	6/1/2023	12/8/2024	NA	Complete	Complete	NA		Failure to Cure Deficiency	
OTAY MESA ENERGY CENTER EXPANSION	1816	4/9/2020	4/15/2020	WITHDRAWN	3/17/2021	C13	Combined Cycle			Natural Gas			26.37			26.37	Full Capacity		SAN DIEGO	CA	SDGE	Otay Mesa Substation 230kV	5/1/2022	5/1/2022	NA			NA		IC Request	


The contents of these pages are subject to change without notice. Decisions based on information contained within the California ISO's web site are the visitor's sole responsibility.


				The California ISO Controlled Grid Generation Queue for All: Withdrawn																						Report Run Date: 04/29/2025					
							Generating Facility						Net MWs to Grid				Deliverability Status		Location		Point of Interconnection				Study Availability						
Project Name	Queue Position	Interconnection Request Receive Date	Queue Date	Application Status	Withdrawn Date	Study Process	Type-1	Type-2	Type-3	Fuel-1	Fuel-2	Fuel-3	MW-1	MW-2	MW-3	MW Total	Full Capacity, Partial or Energy Only (FC/P/EO)	Off-Peak Deliverability and Economic Only	County	State	Utility	Station or Transmission Line	Proposed On-line Date (as filed with IR)	Current On-line Date	Feasibility Study <i>or</i> Supplemental Review	System Impact Study <i>or</i> Phase I Cluster Study	Facilities Study (FAS) <i>or</i> Phase II Cluster Study	Optional Study (OS)	Interconnection Agreement Status	Reason for Withdrawal	
POWWOW	1817	4/1/2020	4/15/2020	WITHDRAWN	5/10/2021	C13	Photovoltaic	Storage		Solar	Battery		33.50	202.23		200	Full Capacity	Off-Peak Deliverability	SAN DIEGO	CA	SDGE	Oceanside Tap - Stuart Tap 69kV (TL690C )	6/20/2022	6/20/2022	NA	Complete		NA		Failure to Cure Deficiency	
SANYO AVE STORAGE 1	1819	4/14/2020	4/15/2020	WITHDRAWN	7/27/2020	C13	Storage			Battery			82.60			80	Full Capacity		SAN DIEGO	CA	SDGE	Border-Salt Creek 69kV line	9/1/2023	9/1/2023	NA			NA		Failure to Cure Deficiency	
SUN STREAMS 4	1822	4/2/2020	4/15/2020	WITHDRAWN	4/8/2024	C13	Photovoltaic	Storage		Solar	Battery		225.04	225.04		215	Energy Only	Off-Peak Deliverability	MARICOPA	AZ	SDGE	Hassayampa Common Bus 500 kV	12/31/2021	6/1/2024	NA	Complete	Complete	NA		Failure to Cure Deficiency	
SUN STREAMS 5	1823	4/2/2020	4/15/2020	WITHDRAWN	6/10/2024	C13	Storage	Photovoltaic		Battery	Solar		473.76	473.76		450	Energy Only	Off-Peak Deliverability	MARICOPA	AZ	SDGE	Hassayampa Common Bus 500 kV	6/30/2023	6/1/2025	NA	Complete	Complete	NA		IC Request	
VIKING ENERGY STORAGE	1825	4/14/2020	4/15/2020	WITHDRAWN	1/10/2024	C13	Storage			Battery			101.90			101.10	Energy Only		SAN DIEGO	CA	SDGE	Ocean Ranch Substation 69 kV	7/15/2023	11/9/2024	NA	Complete	Complete	NA		Failure to Cure Deficiency	
VULCAN 2	1826	4/2/2020	4/15/2020	WITHDRAWN	7/6/2020	C13	Storage	Photovoltaic		Battery	Solar		252.60	252.60		250	Full Capacity	Off-Peak Deliverability	MARICOPA	AZ	SDGE	Hassayampa Switchyard Common Bus 500kV	9/30/2024	9/30/2024	NA			NA		IC Request	
BIG HORN ENERGY STORAGE	1827	4/5/2020	4/15/2020	WITHDRAWN	2/21/2024	C13	Storage			Battery			425.10			400	Full Capacity		IMPERIAL	CA	SDGE	Imperial Valley Substation 230kV	7/1/2024	7/1/2024	NA			NA		IC Request	
OAKLAND ES UNIT 3	1830	10/26/2020	12/21/2020	WITHDRAWN	12/5/2023	ISP	Storage			Battery			55.65			55	Full Capacity		ALAMEDA	CA	PGAE	Oakland C Sub via Oakland C-Turbine 115 kV Line	5/1/2022	1/1/2024	NA	Complete	Complete	NA			
GOAL LINE RELIABILITY	1832	2/8/2021	4/15/2021	WITHDRAWN	7/8/2024	C14	Storage			Battery			51.3750			50	Full Capacity		SAN DIEGO	CA	SDGE	Escondido Substation 69 kV	5/30/2023	7/5/2026	NA	Complete	Complete	NA		IC Request	
BLYTHE BESS	1833	2/25/2021	3/23/2021	WITHDRAWN	8/25/2021	C14	Storage			Battery			510.21			122.50	Full Capacity		RIVERSIDE	CA	SCE	Julian Hinds Substation 230 kV	7/22/2022	7/22/2022	NA			NA		IC Request	
BRIX ENERGY STORAGE	1836	3/22/2021	4/19/2021	WITHDRAWN	5/31/2024	ISP	Storage			Battery			213.55			200	Energy Only		SONOMA	CA	PGAE	Fulton 115 kV	6/1/2023	6/1/2027	NA	Complete	Complete	NA	Terminated		
NEWTON	1839	4/1/2021	4/15/2021	WITHDRAWN	9/1/2021	C14	Storage			Battery			61.85			60	Full Capacity	Off-Peak Deliverability	EL DORADO	CA	PGAE	Apple Hill Substation 115 kV	11/1/2024	11/1/2024	NA			NA		IC Request	


 California ISO				The California ISO Controlled Grid Generation Queue for All: Withdrawn																						Report Run Date: 04/29/2025					
							Generating Facility						Net MWs to Grid				Deliverability Status		Location		Point of Interconnection				Study Availability						
Project Name	Queue Position	Interconnection Request Receive Date	Queue Date	Application Status	Withdrawn Date	Study Process	Type-1	Type-2	Type-3	Fuel-1	Fuel-2	Fuel-3	MW-1	MW-2	MW-3	MW Total	Full Capacity, Partial or Energy Only (FC/P/EO)	Off-Peak Deliverability and Economic Only	County	State	Utility	Station or Transmission Line	Proposed On-line Date (as filed with IR)	Current On-line Date	Feasibility Study <i>or</i> Supplemental Review	System Impact Study <i>or</i> Phase I Cluster Study	Facilities Study (FAS) <i>or</i> Phase II Cluster Study	Optional Study (OS)	Interconnection Agreement Status	Reason for Withdrawal	
SCENIC ENERGY STORAGE	1841	4/6/2021	4/15/2021	WITHDRAWN	11/23/2022	C14	Storage			Batter y			40.40			40	Full Capacity		LAKE	CA	PGAE	Konocti Substation 60 kV	1/1/2025	1/1/2025	NA	Complete		NA		IC Request	
KANOA SOLAR	1844	4/7/2021	4/15/2021	WITHDRAWN	11/26/2024	C14	Storage	Photo voltaic		Batter y	Solar		159.4180	160.3789		150	Full Capacity	Off-Peak Deliverability	GLENN	CA	PGAE	Logan Creek-Delevan 230 kV Line	10/1/2025	3/20/2031	NA	Complete	Complete	NA		IC Request	
NORTH BAY ENERGY STORAGE 2	1845	4/9/2021	4/15/2021	WITHDRAWN	11/1/2024	C14	Storage			Batter y			102.2112			100	Full Capacity		SONOMA	CA	PGAE	Lakeville 60 kV	6/1/2023	4/17/2028	NA	Complete	Complete	NA			
MYRTLE	1848	4/12/2021	4/15/2021	WITHDRAWN	12/14/2022	C14	Photovoltaic	Stora ge		Solar	Batte ry		26.7840	189.3015		210	Full Capacity	Off-Peak Deliverability	SONOMA	CA	PGAE	Santa Rosa-Corona 115 kV line	10/30/2025	10/30/2025	NA	Complete		NA			
SUNRIDGE STORAGE	1849	4/9/2021	4/15/2021	WITHDRAWN	12/16/2022	C14	Storage			Batter y			213.8451			200	Full Capacity	Off-Peak Deliverability	SACRAMENT O	CA	PGAE	Gold Hill-Eight Mile Road 230 kV	12/31/2026	12/31/2026	NA	None		NA		IC Request	
BLUE BIRD	1851	4/9/2021	4/15/2021	WITHDRAWN	12/9/2022	C14	Photovoltaic	Stora ge		Solar	Batte ry		110.84	120.62		100	Full Capacity	Off-Peak Deliverability	SUTTER	CA	PGAE	Rio Oso Substation 115 kV	11/30/2024	11/30/2024	NA	Complete		NA		IC Request	
BULL RUN	1852	4/6/2021	4/15/2021	WITHDRAWN	7/24/2024	C14	Storage	Photo voltaic		Batter y	Solar		225	232.10		225	Full Capacity		BUTTE	CA	PGAE	Table Mountain 115 kV	12/31/2024	12/3/2030	NA	Complete	Complete	NA		IC Request	
BULL RUN 2 ES	1853	4/12/2021	4/15/2021	WITHDRAWN	7/24/2024	C14	Storage			Batter y			205.10			200	Full Capacity		BUTTE	CA	PGAE	Table Mountain 115 kV	12/31/2024	12/3/2030	NA	Complete	Complete	NA		IC Request	
TRES RIOS ENERGY CENTER	1855	4/14/2021	4/15/2021	WITHDRAWN	12/19/2022	C14	Storage	Photo voltaic		Batter y	Solar		90.3040	165.30		250	Full Capacity	Off-Peak Deliverability	YUBA	CA	PGAE	Table Mtn-Rio Oso 230 kV	3/1/2025	3/1/2025	NA	Complete		NA			
BLITZ ENERGY STORAGE	1857	4/15/2021	4/15/2021	WITHDRAWN	12/5/2024	C14	Storage			Batter y			213.55			200	Full Capacity		SONOMA	CA	PGAE	Fulton 115 kV	6/1/2023	10/4/2029	NA	Complete	Complete	NA		IC Request	
MEADOW RIDGE SOLAR AND BATTERY	1860	4/16/2021	4/15/2021	WITHDRAWN	5/3/2024	C14	Photovoltaic	Stora ge		Solar	Batte ry		93.50	19.9920		75	Full Capacity	Off-Peak Deliverability	SHASTA	CA	PGAE	Pit 1-Cottonwood 230 kV Line	12/31/2024	2/1/2034	NA	Complete		NA			
OSITO ENERGY	1861	4/14/2021	4/15/2021	WITHDRAWN	11/29/2022	C14	Photovoltaic	Stora ge		Solar	Batte ry		306.55	306.55		300	Full Capacity	Off-Peak Deliverability	PLACER	CA	PGAE	Rio Oso-Atlantic 230 kV/Rio Oso-Gold Hill 230 kV	9/1/2024	9/1/2024	NA	Complete		NA		IC Request	
COPERNICUS	1868	4/1/2021	4/15/2021	WITHDRAWN	11/8/2022	C14	Photovoltaic	Stora ge		Solar	Batte ry		153.10	152.80		150	Full Capacity	Off-Peak Deliverability	TBD	CA	PGAE	Coburn Substation 230 kV	11/1/2024	11/1/2024	NA	Complete		NA		IC Request	


 California ISO				The California ISO Controlled Grid Generation Queue for All: Withdrawn																						Report Run Date: 04/29/2025					
							Generating Facility						Net MWs to Grid				Deliverability Status		Location		Point of Interconnection				Study Availability						
Project Name	Queue Position	Interconnection Request Receive Date	Queue Date	Application Status	Withdrawn Date	Study Process	Type-1	Type-2	Type-3	Fuel-1	Fuel-2	Fuel-3	MW-1	MW-2	MW-3	MW Total	Full Capacity, Partial or Energy Only (FC/P/EO)	Off-Peak Deliverability and Economic Only	County	State	Utility	Station or Transmission Line	Proposed On-line Date (as filed with IR)	Current On-line Date	Feasibility Study <i>or</i> Supplemental Review	System Impact Study <i>or</i> Phase I Cluster Study	Facilities Study (FAS) <i>or</i> Phase II Cluster Study	Optional Study (OS)	Interconnection Agreement Status	Reason for Withdrawal	
FIFE	1869	4/1/2021	4/15/2021	WITHDRAWN	11/11/2022	C14	Storage			Batter y			101.622637			100	Full Capacity		ALAMEDA	CA	PGAE	Grant - Eastshore #2 line 115 kV	6/30/2024	6/30/2024	NA			NA		IC Request	
BALSAM	1870	4/1/2021	4/15/2021	WITHDRAWN	11/11/2022	C14	Storage	Photo voltaic		Batter y	Solar		150	153.50		150	Full Capacity	Off-Peak Deliverability	ALAMEDA COUNTY	CA	PGAE	Grant - Eastshore #2 115 kV line	6/30/2024	6/30/2024	NA			NA		IC Request	
BEOWULF ENERGY STORAGE	1873	4/6/2021	4/15/2021	WITHDRAWN	7/2/2024	C14	Storage			Batter y			95.80			95	Full Capacity		SANTA CLARA	CA	PGAE	Evergreen 115 kV	8/1/2024	3/19/2034	NA	Complete	Complete	NA		IC Request	
LANYARD ENERGY STORAGE	1878	4/6/2021	4/15/2021	WITHDRAWN	1/6/2023	C14	Storage			Batter y			201.60			200	Full Capacity		CONTRA COSTA	CA	PGAE	Pittsburg-Kirker-Columbia Steel 115kV Line	8/1/2024	8/1/2024	NA	Complete		NA		IC Request	
MOONSTONE ENERGY STORAGE	1879	4/6/2021	4/15/2021	WITHDRAWN	1/6/2023	C14	Storage			Batter y			504			500	Full Capacity		ALAMEDA	CA	PGAE	Tassajara - Newark 230 kV	8/1/2024	8/1/2024	NA	Complete		NA		IC Request	
LACUNA ENERGY STORAGE	1882	4/6/2021	4/15/2021	WITHDRAWN	12/2/2022	C14	Storage			Batter y			226.80			225	Full Capacity		ALAMEDA	CA	PGAE	Dumbarton-Newark 115 kV line	8/1/2024	8/1/2024	NA	Complete		NA		IC Request	
BLUE OAK STORAGE	1883	4/8/2021	4/15/2021	WITHDRAWN	1/9/2023	C14	Storage			Batter y			615.60			600	Full Capacity		SAN JOAQUIN	CA	PGAE	Tesla-Tracy #1 230 kV line	10/30/2025	10/30/2025	NA	Complete		NA			
ZIETZ STORAGE	1884	4/8/2021	4/15/2021	WITHDRAWN	12/9/2022	C14	Storage			Batter y			105.7884			100	Full Capacity		SANTA CLARA	CA	PGAE	Llagas Substation 115 kV	10/1/2025	10/1/2025	NA			NA		IC Request	
LENNY STORAGE	1885	4/7/2021	4/15/2021	WITHDRAWN	9/28/2021	C14	Storage			Batter y			159.2303			150	Full Capacity	Off-Peak Deliverability	ALAMEDA	CA	PGAE	Newark Substation 230 kV	10/1/2025	10/1/2025	NA			NA			
HADSELVILLE	1886	4/8/2021	4/15/2021	WITHDRAWN	12/18/2022	C14	Storage	Photo voltaic		Batter y	Solar		407.42	408.40		400	Full Capacity	Off-Peak Deliverability	STANISLAUS	CA	PGAE	Bellota-Warnerville and Bellota Cottle Lines 230 kV	6/1/2025	6/1/2025	NA	Complete		NA		IC Request	
DOLORES	1888	4/7/2021	4/15/2021	WITHDRAWN	12/18/2022	C14	Storage			Batter y			509.80			500	Full Capacity		SAN CLARA	CA	PGAE	Los Esteros Substation 230 kV	6/1/2025	6/1/2025	NA	Complete		NA		IC Request	
HALIFAX	1890	4/7/2021	4/15/2021	WITHDRAWN	11/4/2022	C14	Storage	Photo voltaic		Batter y	Solar		50.80	101.72		100	Full Capacity	Off-Peak Deliverability	CONTRA COSTA	CA	PGAE	Herdlyn-Balfour 60kV line	12/15/2024	12/15/2024	NA	None		NA			


				The California ISO Controlled Grid Generation Queue for All: Withdrawn																						Report Run Date: 04/29/2025					
							Generating Facility						Net MWs to Grid				Deliverability Status		Location		Point of Interconnection				Study Availability						
Project Name	Queue Position	Interconnection Request Receive Date	Queue Date	Application Status	Withdrawn Date	Study Process	Type-1	Type-2	Type-3	Fuel-1	Fuel-2	Fuel-3	MW-1	MW-2	MW-3	MW Total	Full Capacity, Partial or Energy Only (FC/P/EO)	Off-Peak Deliverability and Economic Only	County	State	Utility	Station or Transmission Line	Proposed On-line Date (as filed with IR)	Current On-line Date	Feasibility Study <i>or</i> Supplemental Review	System Impact Study <i>or</i> Phase I Cluster Study	Facilities Study (FAS) <i>or</i> Phase II Cluster Study	Optional Study (OS)	Interconnection Agreement Status	Reason for Withdrawal	
HARMONY STORAGE 1	1891	4/8/2021	4/15/2021	WITHDRAWN	12/15/2022	C14	Storage			Batter y			165.0480			160	Full Capacity		CONTRA COSTA	CA	PGAE	Fibreboard tap 115 kV	10/30/2025	10/30/2025	NA	Complete		NA			
HEMMINGS STORAGE	1893	4/8/2021	4/15/2021	WITHDRAWN	12/9/2022	C14	Storage			Batter y			105.8348			100	Full Capacity		SANTA CLARA	CA	PGAE	Piercy Substation 115 kV	10/1/2025	10/1/2025	NA	Complete		NA		IC Request	
ADA ENERGY STORAGE	1894	4/6/2021	4/15/2021	WITHDRAWN	7/2/2024	C14	Storage			Batter y			505.20			500	Full Capacity		SANTA CLARA	CA	PGAE	Monta Vista 230 kV	8/1/2024	3/19/2034	NA	Complete	Complete	NA		IC Request	
SODIS STORAGE	1897	4/8/2021	4/15/2021	WITHDRAWN	11/18/2022	C14	Storage			Batter y			112.40			110	Full Capacity		STANISLAUS	CA	PGAE	Crows Landing Substation 60 kV	12/15/2024	12/15/2024	NA	None		NA		IC Request	
NIGHTSHADE	1898	4/2/2021	4/15/2021	WITHDRAWN	4/9/2024	C14	Gas Turbine	Stora ge		Natur al Gas	Batte ry		9.40	27		34.10	Full Capacity	Off-Peak Deliverability	CONTRA COSTA	CA	PGAE	Kelso 230 kV	3/31/2027	3/31/2027	NA	Complete		NA			
STONEMAN	1899	4/8/2021	4/15/2021	WITHDRAWN	12/12/2022	C14	Storage			Batter y			224.9860			220	Full Capacity		CONTRA COSTA	CA	PGAE	Pittsburg Substation 230 kV	11/1/2024	11/1/2024	NA	Complete		NA		IC Request	
TIMBER ENERGY STORAGE	1901	4/9/2021	4/15/2021	WITHDRAWN	12/17/2022	C14	Storage			Batter y			213.55			200	Full Capacity		PLACER	CA	PGAE	Atlantic Substation 230 kV	6/1/2024	6/1/2024	NA	Complete		NA		IC Request	
TOLEDO STORAGE	1902	4/8/2021	4/15/2021	WITHDRAWN	12/9/2022	C14	Storage			Batter y			213.1488			200	Full Capacity		CONTRA COSTA	CA	PGAE	Contra Costa Substation 230 kV	10/1/2025	10/1/2025	NA	Complete		NA		IC Request	
ADRIAN STORAGE	1905	4/13/2021	4/15/2021	WITHDRAWN	7/2/2024	C14	Storage			Batter y			55.50			41.10	Full Capacity		SAN MATEO	CA	PGAE	Millbrae 60 kV	7/1/2025	10/18/2031	NA	Complete	Complete	NA		IC Request	
ALVISO ENERGY STORAGE	1906	4/15/2021	4/15/2021	WITHDRAWN	6/28/2024	C14	Storage			Batter y			256.29			250	Full Capacity		SANTA CLARA	CA	PGAE	Los Esteros 230 kV	6/1/2025	12/18/2032	NA	Complete	Complete	NA		IC Request	
CROW CREEK BATTERY 1	1907	4/7/2021	4/15/2021	WITHDRAWN	12/2/2022	C14	Storage			Batter y			21.8295			0	Full Capacity		STANISLAUS	CA	PGAE	Crow Creek Switching Station 60 kV	5/1/2024	5/1/2024	NA	None		NA		IC Request	
RUBY ENERGY STORAGE	1908	4/6/2021	4/15/2021	WITHDRAWN	1/12/2023	C14	Storage			Batter y			151.20			150	Full Capacity		CONTRA COSTA	CA	PGAE	Sobrante - Standard Oil Switching Stn #1 115 kV Line	8/1/2024	8/1/2024	NA	Complete		NA		IC Request	
STOMPER STORAGE	1909	4/10/2021	4/15/2021	WITHDRAWN	12/9/2022	C14	Storage			Batter y			151.20			150	Full Capacity		ALAMEDA	CA	PGAE	Oakland J - Grant 115 kV line	10/31/2024	10/31/2024	NA	Complete		NA			


 California ISO				The California ISO Controlled Grid Generation Queue for All: Withdrawn																					Report Run Date: 04/29/2025						
							Generating Facility						Net MWs to Grid				Deliverability Status		Location		Point of Interconnection				Study Availability						
Project Name	Queue Position	Interconnection Request Receive Date	Queue Date	Application Status	Withdrawn Date	Study Process	Type-1	Type-2	Type-3	Fuel-1	Fuel-2	Fuel-3	MW-1	MW-2	MW-3	MW Total	Full Capacity, Partial or Energy Only (FC/P/EO)	Off-Peak Deliverability and Economic Only	County	State	Utility	Station or Transmission Line	Proposed On-line Date (as filed with IR)	Current On-line Date	Feasibility Study <i>or</i> Supplemental Review	System Impact Study <i>or</i> Phase I Cluster Study	Facilities Study (FAS) <i>or</i> Phase II Cluster Study	Optional Study (OS)	Interconnection Agreement Status	Reason for Withdrawal	
STARBURST STORAGE	1910	4/13/2021	4/15/2021	WITHDRAWN	12/1/2022	C14	Storage			Batter y			40.36			40	Full Capacity		SAN MATEO	CA	PGAE	Dixon Landing - McKee 115 kV line	7/1/2025	7/1/2025	NA	Complete		NA			
OVERLAKE STORAGE	1913	4/13/2021	4/15/2021	WITHDRAWN	7/2/2024	C14	Storage			Batter y			62.60			46.50	Full Capacity		ALAMEDA	CA	PGAE	Dumbarton-Newark 115 kV Line	7/1/2025	2/18/2034	NA	Complete	Complete	NA		IC Request	
STIRLING BRIDGE	1916	4/6/2021	4/15/2021	WITHDRAWN	3/27/2024	C14	Photovoltaic	Stora ge		Solar	Batte ry		257.35	250		250	Full Capacity		SAN JOAQUIN	CA	PGAE	Bellota 115 kV	12/31/2024	3/3/2031	NA	Complete	Complete	NA		IC Request	
STIRLING BRIDGE 2 ES	1917	4/12/2021	4/15/2021	WITHDRAWN	3/27/2024	C14	Storage			Batter y			102.60			100	Full Capacity		SAN JOAQUIN	CA	PGAE	Bellota 115 kV	12/31/2024	3/3/2031	NA	Complete	Complete	NA		IC Request	
EMPEROR STORAGE	1923	4/6/2021	4/15/2021	WITHDRAWN	1/2/2023	C14	Storage			Batter y			152.20			150	Full Capacity		SANTA CLARA	CA	PGAE	FMC Substation 115 kV	12/15/2024	12/15/2024	NA	Complete		NA		IC Request	
EPPS STORAGE	1924	4/14/2021	4/15/2021	WITHDRAWN	3/25/2024	C14	Storage			Batter y			305			300	Full Capacity		CONTRA COSTA	CA	PGAE	Moraga 230 kV	12/15/2023	3/31/2026	NA	Complete		NA		IC Request	
ESTANISLAU SOLAR STORAGE	1925	4/14/2021	4/15/2021	WITHDRAWN	11/29/2022	C14	Storage	Photo voltaic		Batter y	Solar		407.85	407.85		400	Full Capacity	Off-Peak Deliverability	SAN JOAQUIN	CA	PGAE	Bellota-Warnerville 230 kV	9/1/2024	9/1/2024	NA	Complete		NA		IC Request	
VALLEY GREEN	1926	4/14/2021	4/15/2021	WITHDRAWN	1/10/2023	C14	Storage			Batter y			204.07			200	Full Capacity		SANTA CRUZ	CA	PGAE	Green Valley Substation 115 kV	9/1/2024	9/1/2024	NA	Complete		NA		IC Request	
BOA VISTA STORAGE	1927	4/15/2021	4/15/2021	WITHDRAWN	11/18/2022	C14	Storage			Other			108.70			101.50	Full Capacity		SAN BENITO	CA	PGAE	San Benito - Hollister 115kV line	12/15/2025	12/15/2025	NA	Complete		NA			
BULLDOG STORAGE	1931	3/24/2021	4/15/2021	WITHDRAWN	12/19/2022	C14	Storage			Batter y			178.1920			175	Full Capacity		FRESNO	CA	PGAE	West Fresno Substation 115 kV	6/1/2025	6/1/2025	NA	None		NA			
THREE ROCKS	1936	4/1/2021	4/15/2021	WITHDRAWN	11/15/2022	C14	Photovoltaic	Stora ge		Solar	Batte ry		439.0840	439.0840		425	Full Capacity	Off-Peak Deliverability	TBD	CA	PGAE	Helm Substation 230 kV	11/1/2024	11/1/2024	NA	Complete		NA		IC Request	
MARNIER	1937	4/1/2021	4/15/2021	WITHDRAWN	12/12/2022	C14	Photovoltaic	Stora ge		Solar	Batte ry		154.3620	154.3620		150	Full Capacity	Off-Peak Deliverability	MERCED	CA	PGAE	Le Grand Substation 115 kV	11/1/2024	11/1/2024	NA	Complete		NA		IC Request	
BOBCAT	1938	4/1/2021	4/15/2021	WITHDRAWN	8/17/2021	C14	Storage			Batter y			178.8810			175	Full Capacity	Off-Peak Deliverability	TBD	CA	PGAE	EI Capitan Substation 115 kV	11/1/2024	11/1/2024	NA			NA		IC Request	


				The California ISO Controlled Grid Generation Queue for All: Withdrawn																						Report Run Date: 04/29/2025					
							Generating Facility						Net MWs to Grid				Deliverability Status		Location		Point of Interconnection				Study Availability						
Project Name	Queue Position	Interconnection Request Receive Date	Queue Date	Application Status	Withdrawn Date	Study Process	Type-1	Type-2	Type-3	Fuel-1	Fuel-2	Fuel-3	MW-1	MW-2	MW-3	MW Total	Full Capacity, Partial or Energy Only (FC/P/EO)	Off-Peak Deliverability and Economic Only	County	State	Utility	Station or Transmission Line	Proposed On-line Date (as filed with IR)	Current On-line Date	Feasibility Study <i>or</i> Supplemental Review	System Impact Study <i>or</i> Phase I Cluster Study	Facilities Study (FAS) <i>or</i> Phase II Cluster Study	Optional Study (OS)	Interconnection Agreement Status	Reason for Withdrawal	
MUSCAT	1939	4/1/2021	4/15/2021	WITHDRAWN	11/15/2022	C14	Storage			Batter y			772.2450			750	Full Capacity		TBD	CA	PGAE	McCall Substation 230 kV	11/1/2024	11/1/2024	NA	Complete		NA		IC Request	
WHITE RABBIT	1940	4/1/2021	4/15/2021	WITHDRAWN	4/9/2025	C14	Storage			Batter y			150			150	Energy Only	Off-Peak Deliverability	FRESNO	CA	PGAE	Mendota 115 kV	11/1/2024	7/18/2030	NA	Complete	Complete	NA	Executed	IC Request	
DAHLIA SOLAR	1941	4/3/2021	4/15/2021	WITHDRAWN	12/7/2022	C14	Photovoltaic	Stora ge		Solar	Batte ry		204.80	204.80		200	Full Capacity	Off-Peak Deliverability	KINGS	CA	PGAE	Helm Substation 230 kV	6/1/2026	6/1/2026	NA	Complete		NA			
NORTHLINE	1942	4/1/2021	4/15/2021	WITHDRAWN	11/15/2022	C14	Storage	Photo voltaic		Batter y	Solar		105.7350	105.7350		100	Full Capacity	Off-Peak Deliverability	MERCED COUNTY	CA	PGAE	Los Banos-Livingston-Canal 70 kV Line	6/30/2024	6/30/2024	NA			NA		IC Request	
WINGTIP SOLAR 2	1944	4/2/2021	4/15/2021	WITHDRAWN	1/30/2023	C14	Storage	Photo voltaic		Batter y	Solar		561.50	561.50		550	Full Capacity	Off-Peak Deliverability	MERCED	CA	PGAE	Los Banos Substation 500 kV	6/1/2027	6/1/2027	NA	Complete		NA			
MENILLES	1945	4/5/2021	4/15/2021	WITHDRAWN	11/15/2022	C14	Storage	Photo voltaic		Batter y	Solar		255.50	255.50		250	Full Capacity	Off-Peak Deliverability	FRESNO COUNTY	CA	PGAE	Panoche - Tranquility #1 230 kV line	6/30/2024	6/30/2024	NA			NA		IC Request	
ELBRUS ENERGY STORAGE	1946	4/6/2021	4/15/2021	WITHDRAWN	12/30/2022	C14	Storage			Batter y			101.10			100	Full Capacity		MERCED	CA	PGAE	Le Grand Substation 115 kV	1/1/2025	1/1/2025	NA	Complete		NA		IC Request	
HEKLA ENERGY STORAGE	1947	4/6/2021	4/15/2021	WITHDRAWN	12/13/2022	C14	Storage			Batter y			100.93			100	Full Capacity		FRESNO	CA	PGAE	Huron Substation 70 kV	1/1/2025	1/1/2025	NA	Complete		NA		IC Request	
TRIVOR ENERGY STORAGE	1948	4/5/2021	4/15/2021	WITHDRAWN	12/13/2022	C14	Storage			Batter y			151.42			150	Full Capacity		MERCED	CA	PGAE	EI Nido Substation 115 kV	1/1/2025	1/1/2025	NA	Complete		NA		IC Request	
EE K BATTERY 1	1950	4/7/2021	4/15/2021	WITHDRAWN	12/2/2022	C14	Storage			Batter y			20.40			0	Full Capacity		KINGS	CA	PGAE	Kent Sw Sta-Tulare Lake 70 kV	5/1/2024	5/1/2024	NA	Complete		NA		IC Request	
EXCELSIOR BATTERY 1	1951	4/7/2021	4/15/2021	WITHDRAWN	12/2/2022	C14	Storage			Batter y			62.37			0	Full Capacity		FRESNO	CA	PGAE	Excelsior Switching Station 115 kV	5/1/2024	5/1/2024	NA	Complete		NA		IC Request	
SOLITUDE HYBRID	1957	4/12/2021	4/15/2021	WITHDRAWN	11/23/2022	C14	Photovoltaic	Stora ge		Solar	Batte ry		116.2330	115.7450		114.9992	Full Capacity	Off-Peak Deliverability	FRESNO	CA	PGAE	Panoche Substation 230 kV	6/16/2024	6/16/2024	NA	Complete		NA			


				The California ISO Controlled Grid Generation Queue for All: Withdrawn																						Report Run Date: 04/29/2025					
							Generating Facility						Net MWs to Grid				Deliverability Status		Location		Point of Interconnection				Study Availability						
Project Name	Queue Position	Interconnection Request Receive Date	Queue Date	Application Status	Withdrawn Date	Study Process	Type-1	Type-2	Type-3	Fuel-1	Fuel-2	Fuel-3	MW-1	MW-2	MW-3	MW Total	Full Capacity, Partial or Energy Only (FC/P/EO)	Off-Peak Deliverability and Economic Only	County	State	Utility	Station or Transmission Line	Proposed On-line Date (as filed with IR)	Current On-line Date	Feasibility Study <i>or</i> Supplemental Review	System Impact Study <i>or</i> Phase I Cluster Study	Facilities Study (FAS) <i>or</i> Phase II Cluster Study	Optional Study (OS)	Interconnection Agreement Status	Reason for Withdrawal	
OLIVOS	1961	4/3/2021	4/15/2021	WITHDRAWN	11/15/2022	C14	Storage			Batter y			360.1980			350	Full Capacity		TBD	CA	PGAE	Gregg Substation 230 kV	11/1/2024	11/1/2024	NA			NA		IC Request	
ALBACORE ESS	1964	4/13/2021	4/15/2021	WITHDRAWN	11/28/2022	C14	Storage			Batter y			70.879997			70	Full Capacity		KINGS	CA	PGAE	Guernsey - Henrietta 70kV line	11/30/2024	11/30/2024	NA	Complete		NA			
NORMANDY	1965	4/6/2021	4/15/2021	WITHDRAWN	12/28/2022	C14	Photovoltaic	Stora ge		Solar	Batte ry		61.80	60		60	Full Capacity		KINGS	CA	PGAE	Guernsey Substation 70 kV	12/31/2024	12/31/2024	NA	Complete		NA		IC Request	
NORTE VISTA	1967	4/15/2021	4/15/2021	WITHDRAWN	12/28/2022	C14	Storage	Photo voltaic		Batter y	Solar		192.73	192.73		189.91	Full Capacity	Off-Peak Deliverability	FRESNO	CA	PGAE	Gates Substation 230 kV	7/31/2024	7/31/2024	NA	Complete		NA		IC Request	
YORKTOWN	1969	4/6/2021	4/15/2021	WITHDRAWN	7/24/2024	C14	Photovoltaic	Stora ge		Solar	Batte ry		87.50	87.50		85	Full Capacity		KINGS	CA	PGAE	Corcoran 70 kV	12/31/2024	12/3/2029	NA	Complete	Complete	NA		IC Request	
STORYBOOK	1971	4/13/2021	4/15/2021	WITHDRAWN	1/18/2023	C14	Storage			Batter y			204.07			200	Full Capacity		FRESNO	CA	PGAE	Kearney Substation 230 kV	9/1/2024	9/1/2024	NA	Complete		NA		IC Request	
KRATOS BESS	1972	4/15/2021	4/15/2021	WITHDRAWN	11/21/2022	C14	Storage			Batter y			213.55			200	Full Capacity		KINGS	CA	PGAE	Panoche Substation 115 kV	6/1/2024	6/1/2024	NA	Complete		NA		IC Request	
SWEETBRIER HYBRID SOLAR	1974	4/14/2021	4/15/2021	WITHDRAWN	8/29/2023	C14	Photovoltaic	Stora ge		Solar	Batte ry		60.599998	30.219999		60	Full Capacity	Off-Peak Deliverability	MONTEREY	CA	PGAE	California Flats Switching Station 230 kV	11/30/2024	11/30/2024	NA	Complete		NA		IC Request	
TAVA FLATS	1976	4/14/2021	4/15/2021	WITHDRAWN	1/18/2023	C14	Storage	Photo voltaic		Batter y	Solar		202.50	202.50		200	Full Capacity	Off-Peak Deliverability	FRESNO	CA	PGAE	Gates Substation 230 kV	9/30/2024	9/30/2024	NA	Complete		NA		IC Request	
ESTRADA STORAGE	1978	3/24/2021	4/15/2021	WITHDRAWN	12/19/2022	C14	Storage			Batter y			101.90			100	Full Capacity		KERN	CA	PGAE	Lamont Substation 115 kV	6/1/2025	6/1/2025	NA	None		NA			
APPELLATION	1979	4/1/2021	4/15/2021	WITHDRAWN	12/7/2022	C14	Storage			Batter y			514.83			500	Full Capacity		TBD	CA	PGAE	Templeton Substation 230 kV	11/1/2024	11/1/2024	NA	Complete		NA		IC Request	
AIRFIELD	1981	4/1/2021	4/15/2021	WITHDRAWN	12/2/2022	C14	Photovoltaic	Stora ge		Solar	Batte ry		102.304937	101.7915		100	Full Capacity	Off-Peak Deliverability	KERN	CA	PGAE	Semitropic - Midway #1 115 kV	12/31/2024	12/31/2024	NA			NA		IC Request	

				The California ISO Controlled Grid Generation Queue for All: Withdrawn																					Report Run Date: 04/29/2025					
							Generating Facility					Net MWs to Grid				Deliverability Status		Location		Point of Interconnection				Study Availability						
Project Name	Queue Position	Interconnection Request Receive Date	Queue Date	Application Status	Withdrawn Date	Study Process	Type-1	Type-2	Type-3	Fuel-1	Fuel-2	Fuel-3	MW-1	MW-2	MW-3	MW Total	Full Capacity, Partial or Energy Only (FC/P/EO)	Off-Peak Deliverability and Economic Only	County	State	Utility	Station or Transmission Line	Proposed On-line Date (as filed with IR)	Current On-line Date	Feasibility Study <i>or</i> Supplemental Review	System Impact Study <i>or</i> Phase I Cluster Study	Facilities Study (FAS) <i>or</i> Phase II Cluster Study	Optional Study (OS)	Interconnection Agreement Status	Reason for Withdrawal
RESPIRE	1982	4/1/2021	4/15/2021	WITHDRAWN	12/2/2022	C14	Storage	Photo voltai c	Batter y	Solar			101.7635	102.2540		100	Full Capacity	Off-Peak Deliverability	KERN	CA	PGAE	MIDWAY-TUPMAN-RIO BRAVO-RENFRO 115 kV	12/31/2024	12/31/2024	NA			NA	IC Request	
HOG ISLAND	1984	4/1/2021	4/15/2021	WITHDRAWN	12/2/2022	C14	Photovoltaic	Stora ge	Solar	Batte ry			153.54	153.54		150	Full Capacity	Off-Peak Deliverability	TULARE COUNTY	CA	PGAE	Olive Switch Station - Smyrna 115 kV line	6/30/2024	6/30/2024	NA			NA	IC Request	
FINKE RIVER	1985	4/1/2021	4/15/2021	WITHDRAWN	12/2/2022	C14	Storage	Photo voltai c	Batter y	Solar			150	153.50		150	Full Capacity	Off-Peak Deliverability	KERN COUNTY	CA	PGAE	Kern - Old River #1 70 kV line	6/30/2024	6/30/2024	NA			NA	IC Request	
ROWAN	1986	3/25/2021	4/15/2021	WITHDRAWN	12/2/2022	C14	Storage	Photo voltai c	Batter y	Solar			101.780758	102.297102		100	Full Capacity	Off-Peak Deliverability	KERN	CA	PGAE	Symrna-Semitropic-Midway 115 kV Line	12/31/2024	12/31/2024	NA			NA	IC Request	
THUNDER	1988	4/2/2021	4/15/2021	WITHDRAWN	1/17/2023	C14	Storage	Photo voltai c	Batter y	Solar			101.780995	102.288542		100	Full Capacity	Off-Peak Deliverability	KERN	CA	PGAE	Lamont Substation 115 kV	12/31/2024	4/11/2028	NA	Complete		NA	IC Request	
ROSEBOWL	1989	4/5/2021	4/15/2021	WITHDRAWN	12/16/2022	C14	Storage			Batter y			151.60			150	Full Capacity		KERN COUNTY	CA	PGAE	Kern PP Substation 115KV	6/30/2024	6/30/2024	NA			NA	IC Request	
SHEATH STORAGE	1990	4/5/2021	4/15/2021	WITHDRAWN	12/16/2022	C14	Storage			Batter y			101			100	Full Capacity		KERN COUNTY	CA	PGAE	Midway Substation 230 kV	6/30/2024	6/30/2024	NA			NA	IC Request	
SALIX	1991	4/5/2021	4/15/2021	WITHDRAWN	12/16/2022	C14	Storage	Photo voltai c	Batter y	Solar			100	102.10		100	Full Capacity	Off-Peak Deliverability	KERN COUNTY	CA	PGAE	Midway Substation 230 kV	6/30/2024	6/30/2024	NA			NA	IC Request	
AURUM MINE	1993	4/1/2021	4/15/2021	WITHDRAWN	12/16/2022	C14	Storage			Batter y			101.629085			100	Full Capacity		KERN	CA	PGAE	Bear Mountain - Bear Mountain Tap 115 kV line	6/30/2024	6/30/2024	NA			NA	IC Request	
BRECKENRIDGE	1996	4/7/2021	4/15/2021	WITHDRAWN	1/17/2023	C14	Storage			Batter y			76.50			75	Full Capacity		KERN	CA	PGAE	Lamont Substation 115 kV	6/1/2025	6/1/2025	NA	Complete		NA	IC Request	
HIGH PLAINS STORAGE	1997	4/9/2021	4/15/2021	WITHDRAWN	12/18/2022	C14	Storage			Batter y			406.1420			400	Full Capacity		SAN LUIS OBISPO	CA	PGAE	Caliente Switching Station 230 kV	4/1/2024	4/1/2024	NA	Complete		NA	IC Request	


 California ISO				The California ISO Controlled Grid Generation Queue for All: Withdrawn																						Report Run Date: 04/29/2025					
							Generating Facility						Net MWs to Grid				Deliverability Status		Location		Point of Interconnection				Study Availability						
Project Name	Queue Position	Interconnection Request Receive Date	Queue Date	Application Status	Withdrawn Date	Study Process	Type-1	Type-2	Type-3	Fuel-1	Fuel-2	Fuel-3	MW-1	MW-2	MW-3	MW Total	Full Capacity, Partial or Energy Only (FC/P/EO)	Off-Peak Deliverability and Economic Only	County	State	Utility	Station or Transmission Line	Proposed On-line Date (as filed with IR)	Current On-line Date	Feasibility Study <i>or</i> Supplemental Review	System Impact Study <i>or</i> Phase I Cluster Study	Facilities Study (FAS) <i>or</i> Phase II Cluster Study	Optional Study (OS)	Interconnection Agreement Status	Reason for Withdrawal	
LEGACY	1999	4/9/2021	4/15/2021	WITHDRAWN	11/7/2022	C14	Photovoltaic	Storage		Solar	Battery		101.72	52.90		98	Full Capacity	Off-Peak Deliverability	KERN	CA	PGAE	Wheeler Ridge-Tejon 70 kV Line	12/15/2024	12/15/2024	NA	Complete		NA			
FLYWAY SOLAR	2000	4/8/2021	4/15/2021	WITHDRAWN	12/14/2022	C14	Storage	Photovoltaic		Battery	Solar		113.3250	113.3250		110	Full Capacity	Off-Peak Deliverability	KERN	CA	PGAE	Berrenda "C" Tap 70 kV	10/30/2024	10/30/2024	NA	Complete		NA			
FOUNTAIN HYBRID	2002	4/8/2021	4/15/2021	WITHDRAWN	1/5/2023	C14	Storage	Photovoltaic		Battery	Solar		196.56	196.56		140	Full Capacity	Off-Peak Deliverability	TULARE	CA	PGAE	Alpaugh Substation 115 kV	10/30/2025	10/30/2025	NA			NA			
BUCKAROO SOLAR STORAGE	2003	4/9/2021	4/15/2021	WITHDRAWN	11/29/2022	C14	Storage	Photovoltaic		Battery	Solar		102.2814	103.1744		100	Full Capacity	Off-Peak Deliverability	KERN	CA	PGAE	Kern - Old River #2 70 kV	6/1/2024	6/1/2024	NA			NA	IC Request		
EUROPA ENERGY CENTER	2005	4/7/2021	4/15/2021	WITHDRAWN	11/7/2022	C14	Photovoltaic	Storage		Solar	Battery		307.10	300		300	Full Capacity	Off-Peak Deliverability	KERN	CA	PGAE	Gates - Midway 230 KV Line	6/1/2025	6/1/2025	NA	None		NA			
CALLOWAY BESS	2006	4/12/2021	4/15/2021	WITHDRAWN	12/13/2024	C14	Storage			Battery			92.07			82.90	Full Capacity		KERN	CA	PGAE	7th Standard 115 kV	6/1/2024	9/16/2029	NA	Complete	Complete	NA	IC Request		
WATER CANYON WIND	2007	4/2/2021	4/15/2021	WITHDRAWN	1/12/2023	C14	Wind Turbine			Wind Turbine			1028.94			1000	Full Capacity	Off-Peak Deliverability	SAN LUIS OBISPO	CA	PGAE	Diablo Canyon Switching Station 500 kV	3/31/2028	3/31/2028	NA	Complete		NA			
SHOVELNOSE ENERGY STORAGE	2009	4/7/2021	4/15/2021	WITHDRAWN	11/28/2022	C14	Storage			Battery			75			75	Full Capacity		SAN LUIS OBISPO	CA	PGAE	Callender SW STA 115 kV	5/1/2023	5/1/2023	NA	None		NA	IC Request		
CANNAE	2010	4/6/2021	4/15/2021	WITHDRAWN	3/27/2025	C14	Photovoltaic	Storage		Solar	Battery		118.50	115		115	Full Capacity		KERN	CA	PGAE	Midway 115 kV	12/31/2024	12/3/2030	NA	Complete	Complete	NA	IC Request		
GRAN VISTA	2011	4/15/2021	4/15/2011	WITHDRAWN	12/28/2022	C14	Photovoltaic	Storage		Solar	Battery		139.70	139.70		137.85	Full Capacity	Off-Peak Deliverability	KERN	CA	PGAE	Midway-Wheeler Ridge #1 230 kV	7/31/2024	7/31/2024	NA	Complete		NA	IC Request		
SEAGLASS OFFSHORE WIND	2012	4/15/2021	4/15/2021	WITHDRAWN	11/26/2024	C14	Wind Turbine			Wind Turbine			628.65			606.0588	Full Capacity	Off-Peak Deliverability	SAN LUIS OBISPO	CA	PGAE	Morro Bay 230 kV	3/1/2028	6/1/2032	NA	Complete	Complete	NA	IC Request		
BRAVO WIND	2014	4/12/2021	4/15/2021	WITHDRAWN	6/17/2024	C14	Wind Turbine			Wind Turbine			1464.60			1400	Full Capacity	Off-Peak Deliverability	SAN LUIS OBISPO	CA	PGAE	Diablo Canyon 500 kV	3/1/2028	2/17/2034	NA	Complete	Complete	NA	IC Request		
CHERRYBLOSSOM HYBRID SOLAR	2016	4/15/2021	4/15/2021	WITHDRAWN	1/10/2023	C14	Storage	Photovoltaic		Battery	Solar		65.46	131.399994		130	Full Capacity	Off-Peak Deliverability	SAN LUIS OBISPO	CA	PGAE	Solar Switching Station 230 kV	11/30/2024	11/30/2024	NA	Complete		NA			


 California ISO				The California ISO Controlled Grid Generation Queue for All: Withdrawn																					Report Run Date: 04/29/2025					
							Generating Facility						Net MWs to Grid				Deliverability Status		Location		Point of Interconnection							Study Availability		
Project Name	Queue Position	Interconnection Request Receive Date	Queue Date	Application Status	Withdrawn Date	Study Process	Type-1	Type-2	Type-3	Fuel-1	Fuel-2	Fuel-3	MW-1	MW-2	MW-3	MW Total	Full Capacity, Partial or Energy Only (FC/P/EO)	Off-Peak Deliverability and Economic Only	County	State	Utility	Station or Transmission Line	Proposed On-line Date (as filed with IR)	Current On-line Date	Feasibility Study <i>or</i> Supplemental Review	System Impact Study <i>or</i> Phase I Cluster Study	Facilities Study (FAS) <i>or</i> Phase II Cluster Study	Optional Study (OS)	Interconnection Agreement Status	Reason for Withdrawal
SUR VISTA	2019	4/15/2021	4/15/2021	WITHDRAWN	12/28/2022	C14	Photovoltaic	Storage		Solar	Battery		358.8750	358.8750		352.09	Full Capacity	Off-Peak Deliverability	KERN	CA	PGAE	Midway Substation 230 kV	7/31/2024	7/31/2024	NA	Complete		NA		IC Request
RED STAR GRIZZLY OFFSHORE WIND	2020	4/14/2021	4/15/2021	WITHDRAWN	1/5/2023	C14	Wind Turbine			Wind Turbine			1039.50			1000	Full Capacity	Off-Peak Deliverability	SAN LUIS OBISPO	CA	PGAE	Diablo Canyon Substation 500 kV	4/13/2028	4/13/2028	NA	Complete		NA		IC Request
LA PAZ 2	2021	4/1/2021	4/15/2021	WITHDRAWN	12/9/2022	C14	Storage	Photovoltaic		Battery	Solar		516.7638	516.7638		500	Full Capacity	Off-Peak Deliverability	MARICOPA	AZ	DCRT	Cielo Azul Substation 500 kV	4/1/2028	4/1/2028	NA			NA		IC Request
BRENDA RENEWABLE ENERGY COMPLEX	2024	4/2/2021	4/15/2021	WITHDRAWN	8/9/2021	C14	Photovoltaic			Solar			357.53			350	Full Capacity	Off-Peak Deliverability	LA PAZ	AZ	DCRT	TWL Series Compensation Station 500 kV	12/31/2025	12/31/2025	NA			NA		IC Request
ADOBE FLATS	2026	4/9/2021	4/15/2021	WITHDRAWN	12/7/2022	C14	Photovoltaic	Storage		Solar	Battery		508.56	515.08		500	Full Capacity	Off-Peak Deliverability	LA PAZ	AZ	DCRT	Cielo Azul Substation 500 kV	11/30/2025	11/30/2025	NA			NA		IC Request
PRIMROSE HYBRID	2028	4/13/2021	4/15/2021	WITHDRAWN	8/12/2021	C14	Storage	Photovoltaic		Battery	Solar		452.9180	458.6590		449.9969	Full Capacity	Off-Peak Deliverability	MARICOPA	AZ	DCRT	Delaney Substation 500 kV	6/16/2025	6/16/2025	NA			NA		IC Request
EMPIRE	2030	4/1/2021	4/15/2021	WITHDRAWN	11/28/2022	C14	Storage			Battery			1646.5680			1600	Full Capacity		SAN BERNADINO	CA	SCE	Etiwanda Substation 230 kV	11/1/2024	11/1/2024	NA			NA		IC Request
PELAGIC ENERGY STORAGE	2035	4/6/2021	4/15/2021	WITHDRAWN	1/13/2023	C14	Storage			Battery			404.10			400	Full Capacity		RIVERSIDE	CA	SCE	Devers Substation 220 kV	8/1/2024	8/1/2024	NA	Complete		NA		IC Request
RED ARCH HYBRID SOLAR	2038	4/6/2021	4/15/2021	WITHDRAWN	8/10/2021	C14	Photovoltaic	Storage		Solar	Battery		303.8560	303.8560		300	Full Capacity	Off-Peak Deliverability	KERN	CA	SCE	Devers-El Casco line 230kV	12/15/2025	12/15/2025	NA			NA		IC Request
GARGANTUA STORAGE	2040	4/7/2021	4/15/2021	WITHDRAWN	8/16/2021	C14	Storage			Battery			253.20			250	Full Capacity	Off-Peak Deliverability	RIVERSIDE	CA	SCE	Mirage Substation 230 kV	12/15/2024	12/15/2024	NA			NA		IC Request
NATURA	2044	4/9/2021	4/15/2021	WITHDRAWN	11/3/2022	C14	Storage	Photovoltaic	Wind Turbine	Battery	Solar	Wind Turbine	207.92	207.92	207.20	200	Full Capacity	Off-Peak Deliverability	RIVERSIDE	CA	SCE	DEVERS SUBSTATION 220 kV	12/15/2025	12/15/2025	NA			NA		


				The California ISO Controlled Grid Generation Queue for All: Withdrawn																					Report Run Date: 04/29/2025						
							Generating Facility						Net MWs to Grid				Deliverability Status		Location		Point of Interconnection				Study Availability						
Project Name	Queue Position	Interconnection Request Receive Date	Queue Date	Application Status	Withdrawn Date	Study Process	Type-1	Type-2	Type-3	Fuel-1	Fuel-2	Fuel-3	MW-1	MW-2	MW-3	MW Total	Full Capacity, Partial or Energy Only (FC/P/EO)	Off-Peak Deliverability and Economic Only	County	State	Utility	Station or Transmission Line	Proposed On-line Date (as filed with IR)	Current On-line Date	Feasibility Study <i>or</i> Supplemental Review	System Impact Study <i>or</i> Phase I Cluster Study	Facilities Study (FAS) <i>or</i> Phase II Cluster Study	Optional Study (OS)	Interconnection Agreement Status	Reason for Withdrawal	
ASHANTI HYBRID SOLAR	2046	4/12/2021	4/15/2021	WITHDRAWN	11/2/2022	C14	Photovoltaic	Storage		Solar	Battery		325.10	325.10		320	Full Capacity	Off-Peak Deliverability	RIVERSIDE	CA	SCE	Eagle Mountain Substation 220 kV	12/15/2024	12/15/2024	NA	Complete		NA		IC Request	
LONGMEADOW HYBRID SOLAR	2047	4/9/2021	4/15/2021	WITHDRAWN	11/2/2022	C14	Photovoltaic	Storage		Solar	Battery		227.8990	227.8990		225	Full Capacity	Off-Peak Deliverability	RIVERSIDE COUNTY	CA	SCE	Red Bluff Substation 220 kV	12/15/2024	12/15/2024	NA	Complete		NA		IC Request	
GOODALL STORAGE	2053	4/14/2021	4/15/2021	WITHDRAWN	9/13/2021	C14	Storage			Battery			510			500	Full Capacity	Off-Peak Deliverability	SAN BERNARDINO	CA	SCE	Vista - Mira Loma 230 kV line	12/15/2023	12/15/2023	NA			NA		IC Request	
GOLDENSTAR ENERGY STORAGE	2054	4/9/2021	4/15/2021	WITHDRAWN	10/31/2022	C14	Storage			Battery			213.55			200	Full Capacity		LOS ANGELES	CA	SCE	Antelope Substation 220 kV	6/1/2024	6/1/2024	NA	Complete		NA		IC Request	
QUERCUS	2056	4/1/2021	4/15/2021	WITHDRAWN	12/12/2024	C14	Storage			Battery			405.663412			400	Full Capacity		LOS ANGELES	CA	SCE	Pardee-Vincent No1 230kV Line	6/30/2024	12/26/2034	NA	Complete	Complete	NA		IC Request	
RESONATE	2057	4/1/2021	4/15/2021	WITHDRAWN	12/2/2022	C14	Storage	Photovoltaic		Battery	Solar		307.70	307.70		300	Full Capacity	Off-Peak Deliverability	LOS ANGELES COUNTY	CA	SCE	WHIRLWIND Substation 230 kV	6/30/2024	6/30/2024	NA			NA		IC Request	
GILMORE SOLAR	2063	4/7/2021	4/15/2021	WITHDRAWN	9/28/2021	C14	Photovoltaic	Storage		Solar	Battery		214.9928	214.9928		200	Full Capacity	Off-Peak Deliverability	TULARE	CA	SCE	Vestal Substation 230 kV	10/1/2025	10/1/2025	NA			NA		IC Request	
BELLEFIELD SOLAR 4	2065	4/1/2021	4/15/2021	WITHDRAWN	1/30/2023	C14	Photovoltaic	Storage		Solar	Battery		508.67	508.67		500	Full Capacity	Off-Peak Deliverability	KERN	CA	SCE	Windhub Substation 500 kV	7/31/2025	7/31/2025	NA	Complete		NA		IC Request	
WINOKA HYBRID SOLAR	2067	4/6/2021	4/15/2021	WITHDRAWN	8/10/2021	C14	Photovoltaic	Storage		Solar	Battery		253.88	253.88		250	Full Capacity	Off-Peak Deliverability	KERN	CA	SCE	Highwind Substation 230 kV	12/15/2024	12/15/2024	NA			NA		IC Request	
ADASTRA HYBRID SOLAR	2069	4/6/2021	4/15/2021	WITHDRAWN	11/30/2022	C14	Photovoltaic	Storage		Solar	Battery		354.60	354.60		350	Full Capacity	Off-Peak Deliverability	TULARE	CA	SCE	Springville Substation 230 kV	12/15/2025	12/15/2025	NA			NA		IC Request	
COLIMA HYBRID SOLAR	2070	4/6/2021	4/5/2021	WITHDRAWN	12/1/2022	C14	Storage	Photovoltaic		Battery	Solar		606.0480	606.0480		600	Full Capacity	Off-Peak Deliverability	KERN	CA	SCE	Pastoria Substation 230 kV	12/15/2024	4/15/2026	NA			NA		IC Request	
CONLOUGE SOLAR	2071	4/7/2021	4/15/2021	WITHDRAWN	11/4/2022	C14	Photovoltaic	Storage		Solar	Battery		214.6866	213.7549		200	Full Capacity	Off-Peak Deliverability	TULARE	CA	SCE	Springville Substation 230 kV	10/1/2025	10/1/2025	NA	Complete		NA		IC Request	


 California ISO				The California ISO Controlled Grid Generation Queue for All: Withdrawn																						Report Run Date: 04/29/2025					
							Generating Facility						Net MWs to Grid				Deliverability Status		Location		Point of Interconnection				Study Availability						
Project Name	Queue Position	Interconnection Request Receive Date	Queue Date	Application Status	Withdrawn Date	Study Process	Type-1	Type-2	Type-3	Fuel-1	Fuel-2	Fuel-3	MW-1	MW-2	MW-3	MW Total	Full Capacity, Partial or Energy Only (FC/P/EO)	Off-Peak Deliverability and Economic Only	County	State	Utility	Station or Transmission Line	Proposed On-line Date (as filed with IR)	Current On-line Date	Feasibility Study <i>or</i> Supplemental Review	System Impact Study <i>or</i> Phase I Cluster Study	Facilities Study (FAS) <i>or</i> Phase II Cluster Study	Optional Study (OS)	Interconnection Agreement Status	Reason for Withdrawal	
DUPONT STORAGE	2072	4/8/2021	4/15/2021	WITHDRAWN	11/4/2022	C14	Storage			Batter y			159.2593			150	Full Capacity		VENTURA	CA	SCE	Moorpark Substation 230 kV	10/1/2025	10/1/2025	NA	Complete		NA		IC Request	
ALPINE STORAGE	2073	4/9/2021	4/15/2021	WITHDRAWN	12/20/2022	C14	Storage			Batter y			79.4740			79	Full Capacity		LOS ANGELES	CA	SCE	Neenach Substation 66 kV	4/1/2024	4/1/2026	NA	Complete		NA		IC Request	
ALTA 1 STORAGE	2074	4/9/2021	4/15/2021	WITHDRAWN	9/10/2021	C14	Storage			Batter y			150.79			150	Full Capacity	Off-Peak Deliverability	KERN	CA	SCE	Windhub Substation 230 kV	4/1/2024	4/1/2024	NA			NA		IC Request	
FAIRMONT SOLAR I	2075	4/8/2021	4/15/2021	WITHDRAWN	4/9/2024	C14	Storage	Photo voltaic		Batter y	Solar		12	37.80		20	Full Capacity	Off-Peak Deliverability	LOS ANGELES	CA	SCE	Antelope-Neenach 66kV line	12/15/2023	12/15/2023	NA	Complete		NA		IC Request	
MICHELANGELO	2076	4/8/2021	4/15/2021	WITHDRAWN	11/15/2022	C14	Storage			Batter y			204.5175			200	Full Capacity		VENTURA	CA	SCE	Moorpark Substation 230 kV	11/1/2024	11/1/2024	NA			NA		IC Request	
HUXLEY SOLAR	2077	4/2/2021	4/15/2021	WITHDRAWN	10/12/2021	C14	Storage	Photo voltaic		Batter y	Solar		335.70	335.70		325		Off-Peak Deliverability	LOS ANGELES	CA	SCE	Vincent Substation 230 kV	6/1/2027	6/1/2027	NA			NA			
SLATE MOUNTAIN SOLAR	2079	4/8/2021	4/15/2021	WITHDRAWN	11/11/2022	C14	Storage	Photo voltaic		Batter y	Solar		82.80	82.10		80	Full Capacity	Off-Peak Deliverability	TULARE	CA	SCE	Springville Substation 230 kV	10/30/2025	12/1/2027	NA	Complete		NA		IC Request	
QUAIL LAKE STORAGE	2083	4/13/2021	4/15/2021	WITHDRAWN	11/21/2022	C14	Storage			Batter y			151.20			150	Full Capacity		LOS ANGELES	CA	SCE	Bailey Substation 230 kV	11/1/2025	11/1/2025	NA	Complete		NA		IC Request	
SOLAR FARM ENERGY CENTER	2084	4/12/2021	4/15/2021	WITHDRAWN	10/31/2022	C14	Storage	Photo voltaic		Batter y	Solar		410.76	410.76		400	Full Capacity	Off-Peak Deliverability	TULARE	CA	SCE	Rector Substation 230kV	11/30/2026	11/30/2026	NA			NA		IC Request	
BISON PEAK	2086	4/14/2021	4/15/2021	WITHDRAWN	2/8/2023	C14	Storage			Pump ed-Stora ge hydro			506			500	Full Capacity		KERN	CA	SCE	WINDHUB Substation 230 kV	12/31/2025	12/31/2025	NA	Complete		NA		Failure to Cure Deficiency	
EDISON DRIVE ENERGY STORAGE	2087	4/14/2021	4/15/2021	WITHDRAWN	8/26/2022	C14	Storage			Batter y			672			660	Full Capacity		VENTURA	CA	SCE	Moorpark Substation 230 kV	1/1/2024	1/1/2024	NA			NA		IC Request	
AMARYLLIS SOLAR	2088	4/9/2021	4/15/2021	WITHDRAWN	9/15/2021	C14	Photovoltaic	Stora ge		Solar	Batte ry		215.4124	214.0983		200	Full Capacity	Off-Peak Deliverability	TULARE	CA	SCE	Vestal Substation 220 kV	12/31/2026	12/31/2026	NA			NA		IC Request	


The contents of these pages are subject to change without notice. Decisions based on information contained within the California ISO's web site are the visitor's sole responsibility.

 California ISO				The California ISO Controlled Grid Generation Queue for All: Withdrawn																						Report Run Date: 04/29/2025					
							Generating Facility						Net MWs to Grid				Deliverability Status		Location		Point of Interconnection				Study Availability						
Project Name	Queue Position	Interconnection Request Receive Date	Queue Date	Application Status	Withdrawn Date	Study Process	Type-1	Type-2	Type-3	Fuel-1	Fuel-2	Fuel-3	MW-1	MW-2	MW-3	MW Total	Full Capacity, Partial or Energy Only (FC/P/EO)	Off-Peak Deliverability and Economic Only	County	State	Utility	Station or Transmission Line	Proposed On-line Date (as filed with IR)	Current On-line Date	Feasibility Study <i>or</i> Supplemental Review	System Impact Study <i>or</i> Phase I Cluster Study	Facilities Study (FAS) <i>or</i> Phase II Cluster Study	Optional Study (OS)	Interconnection Agreement Status	Reason for Withdrawal	
YEAGER MUSTANG	2093	4/15/2021	4/15/2021	WITHDRAWN	1/24/2023	C14	Storage	Photovoltaic	Battery	Solar			407.63	407.63		400	Full Capacity	Off-Peak Deliverability	KERN	CA	SCE	Whirlwind-Windhub 500 kV	9/1/2024	9/1/2027	NA	Complete		NA		IC Request	
FITZGIBBONS SOLAR	2094	4/6/2021	4/15/2021	WITHDRAWN	8/9/2021	C14	Storage	Photovoltaic	Battery	Solar			200	200		200	Full Capacity	Off-Peak Deliverability	SAN BERNARDINO	CA	SCE	Pisgah Substation 230 kV	10/1/2025	10/1/2025	NA			NA			
LAKEY SOLAR	2095	4/6/2021	4/15/2021	WITHDRAWN	11/10/2022	C14	Photovoltaic	Storage	Solar	Battery			200	200		200	Full Capacity	Off-Peak Deliverability	SAN BERNARDINO	CA	SCE	Victor Substation 230 kV	10/1/2025	10/1/2025	NA			NA		IC Request	
CUERNO GRANDE WIND	2098	4/9/2021	4/15/2021	WITHDRAWN	12/11/2024	C14	Wind Turbine			Wind Turbine			150			150	Full Capacity	Off-Peak Deliverability	SAN BERNARDINO	CA	SCE	Lugo-Pisgah 230 kV	10/1/2025	4/10/2035	NA	Complete	Complete	NA		IC Request	
GRAVEL HILLS WIND & SOLAR	2099	4/9/2021	4/15/2021	WITHDRAWN	11/10/2022	C14	Wind Turbine	Photovoltaic	Wind Turbine	Solar			150	150		150	Full Capacity	Off-Peak Deliverability	KERN	CA	SCE	Kramer Substation 230 kV	10/1/2025	10/1/2025	NA			NA		IC Request	
SOUZA SOLAR	2100	4/8/2021	4/15/2021	WITHDRAWN	9/28/2021	C14	Storage	Photovoltaic	Battery	Solar			213.8183	214.8080		200	Full Capacity	Off-Peak Deliverability	LOS ANGELES	CA	SCE	Vincent-Lugo 500 kV line	10/1/2025	10/1/2025	NA			NA			
ALTILIUM ENERGY STORAGE	2102	4/13/2021	4/15/2021	WITHDRAWN	9/9/2021	C14	Storage			Battery			404.25			400	Full Capacity	Off-Peak Deliverability	SAN BERNADINO	CA	SCE	Victor Substation 230 kV	8/1/2025	8/1/2025	NA			NA		IC Request	
PEARL GEOTHERMAL	2106	4/15/2021	4/15/2021	WITHDRAWN	1/9/2023	C14	Steam Turbine			Geothermal			200			200	Full Capacity		ESMERALDA COUNTY	NV	SCE	Control Substation 115 kV	2/1/2025	9/10/2027	NA	Complete		NA		IC Request	
SUMMIT HYBRID	2107	4/14/2021	4/15/2021	WITHDRAWN	11/23/2022	C14	Photovoltaic	Storage	Solar	Battery			206.0910	206.0910		200	Full Capacity	Off-Peak Deliverability	SAN BERNARDINO	CA	SCE	Kramer-Victor #1 230 kV line	6/1/2025	6/1/2025	NA			NA		IC Request	
RED DIAMOND SOLAR	2108	9/30/2021	4/15/2021	WITHDRAWN	1/3/2023	C14	Photovoltaic	Storage	Solar	Battery			61.90	61.90		60	Full Capacity	Off-Peak Deliverability	SAN BERNARDINO	CA	SCE	Tortilla Substation 115 kV	10/30/2025	4/10/2028	NA			NA		IC Request	
FLEA FLICKER ENERGY STORAGE	2110	4/1/2021	4/15/2021	WITHDRAWN	7/31/2024	C14	Storage			Battery			213.55			200	Full Capacity		LOS ANGELES	CA	SCE	Vincent Substation 230 kV	6/1/2024	1/26/2033	NA	Complete	Complete	NA		Failure to Cure Deficiency	
MAGNOLIA	2112	4/1/2021	4/15/2021	WITHDRAWN	12/7/2022	C14	Storage			Battery			405.656518			400	Full Capacity		RIVERSIDE	CA	SCE	Mira Loma Substation 230 kV	6/30/2024	4/9/2032	NA			NA		IC Request	

 California ISO				The California ISO Controlled Grid Generation Queue for All: Withdrawn																						Report Run Date: 04/29/2025					
							Generating Facility						Net MWs to Grid				Deliverability Status		Location		Point of Interconnection				Study Availability						
Project Name	Queue Position	Interconnection Request Receive Date	Queue Date	Application Status	Withdrawn Date	Study Process	Type-1	Type-2	Type-3	Fuel-1	Fuel-2	Fuel-3	MW-1	MW-2	MW-3	MW Total	Full Capacity, Partial or Energy Only (FC/P/EO)	Off-Peak Deliverability and Economic Only	County	State	Utility	Station or Transmission Line	Proposed On-line Date (as filed with IR)	Current On-line Date	Feasibility Study <i>or</i> Supplemental Review	System Impact Study <i>or</i> Phase I Cluster Study	Facilities Study (FAS) <i>or</i> Phase II Cluster Study	Optional Study (OS)	Interconnection Agreement Status	Reason for Withdrawal	
SPROUT	2118	4/1/2021	4/15/2021	WITHDRAWN	1/17/2023	C14	Storage			Batter y			405.750882			400	Full Capacity		LOS ANGELES	CA	SCE	Center S Substation 230 kV	6/30/2024	10/11/2030	NA			NA		IC Request	
RISU	2119	4/5/2021	4/15/2021	WITHDRAWN	12/16/2022	C14	Storage			Batter y			252.60			250	Full Capacity		ORANGE COUNTY	CA	SCE	Villa Park Substation 230 kV	6/30/2024	10/11/2030	NA			NA		IC Request	
VOLTRON	2120	4/5/2021	4/15/2021	WITHDRAWN	12/2/2022	C14	Storage	Photo voltaic		Batter y	Solar		306	306		300	Full Capacity	Off-Peak Deliverability	LOS ANGELES COUNTY	CA	SCE	Laguna Bell Substation 230 kV Substation	6/30/2024	6/30/2024	NA			NA		IC Request	
JACIVA ENERGY STORAGE	2122	4/7/2021	4/15/2021	WITHDRAWN	1/13/2023	C14	Storage			Batter y			403.50			400	Full Capacity		SAN BERNARDINO	CA	SCE	Mira Loma Substation 230 kV	8/1/2024	8/1/2024	NA	Complete		NA		IC Request	
SPINDLE ENERGY STORAGE	2123	4/6/2021	4/15/2021	WITHDRAWN	1/13/2023	C14	Storage			Batter y			504.20			500	Full Capacity		LOS ANGELES	CA	SCE	La Cienega Substation 230 kV	8/1/2024	8/1/2024	NA	Complete		NA		IC Request	
FUERTE ENERGY STORAGE	2126	4/6/2021	4/15/2021	WITHDRAWN	11/18/2022	C14	Storage			Batter y			554.40			550	Full Capacity		SAN BERNARDINO	CA	SCE	Mira Loma - Chino 230 #1 230 kV	8/1/2024	8/1/2024	NA	Complete		NA		IC Request	
MANUEL STORAGE	2128	4/8/2021	4/15/2021	WITHDRAWN	12/13/2022	C14	Storage			Batter y			150			150	Full Capacity		SAN BERNARDINO	CA	SCE	Chino Substation 230 kV	10/1/2025	10/1/2025	NA	Complete		NA		IC Request	
LAS PILAS	2130	4/9/2021	4/15/2021	WITHDRAWN	1/13/2023	C14	Storage			Batter y			204.5175			200	Full Capacity		SAN BERNARDINO	CA	SCE	Mira Loma Substation 230 kV	11/1/2024	11/1/2024	NA			NA		IC Request	
RANGER	2132	4/9/2021	4/15/2021	WITHDRAWN	11/15/2022	C14	Storage			Batter y			102.26			100	Full Capacity		LOS ANGELES	CA	SCE	Laguna Bell Substation 230 kV	11/1/2024	11/1/2024	NA			NA		IC Request	
LIVE OAK STORAGE	2133	4/9/2021	4/15/2021	WITHDRAWN	9/23/2021	C14	Storage			Batter y			358.4412			350	Full Capacity	Off-Peak Deliverability	SAN BERNARDINO	CA	SCE	San Bernadino 220 kV	6/1/2024	6/1/2024	NA			NA		IC Request	
LOPEZ BESS	2134	4/12/2021	4/15/2021	WITHDRAWN	12/13/2024	C14	Storage			Batter y			171.7380			162.90	Full Capacity		LOS ANGELES	CA	SCE	Sylmar-Gould line 230 kV	6/1/2024	6/26/2033	NA	Complete	Complete	NA		IC Request	
CATHODE	2135	4/12/2021	4/15/2021	WITHDRAWN	11/8/2022	C14	Storage			Batter y			300			300	Full Capacity		LOS ANGELES	CA	SCE	Hinson Substation 220kV	6/1/2024	6/1/2024	NA			NA		IC Request	

				The California ISO Controlled Grid Generation Queue for All: Withdrawn																						Report Run Date: 04/29/2025					
							Generating Facility						Net MWs to Grid				Deliverability Status		Location		Point of Interconnection				Study Availability						
Project Name	Queue Position	Interconnection Request Receive Date	Queue Date	Application Status	Withdrawn Date	Study Process	Type-1	Type-2	Type-3	Fuel-1	Fuel-2	Fuel-3	MW-1	MW-2	MW-3	MW Total	Full Capacity, Partial or Energy Only (FC/P/EO)	Off-Peak Deliverability and Economic Only	County	State	Utility	Station or Transmission Line	Proposed On-line Date (as filed with IR)	Current On-line Date	Feasibility Study <i>or</i> Supplemental Review	System Impact Study <i>or</i> Phase I Cluster Study	Facilities Study (FAS) <i>or</i> Phase II Cluster Study	Optional Study (OS)	Interconnection Agreement Status	Reason for Withdrawal	
MT BALDY ENERGY STORAGE	2137	4/14/2021	4/15/2021	WITHDRAWN	7/1/2024	C14	Storage			Batter y			512.58			500	Full Capacity		SAN BERNARDINO	CA	SCE	Mira Loma Substation 230 kV	6/1/2025	2/26/2031	NA	Complete	Complete	NA		IC Request	
SEPARATOR UNIT 2	2138	4/12/2021	4/15/2021	WITHDRAWN	5/22/2024	C14	Storage			Batter y			300			300	Full Capacity		ORANGE	CA	SCE	SERRANO Substation 220 kV	6/1/2024	1/26/2031	NA	Complete	Complete	NA		IC Request	
ALUM GEOTHERMAL	2143	4/15/2021	4/15/2021	WITHDRAWN	1/9/2023	C14	Steam Turbine			Geoth ermal			530			427.30	Full Capacity		ESMERALDA COUNTY	NV	VEA	Beatty Substation 138 kV	2/1/2025	2/1/2025	NA	Complete		NA		IC Request	
LAVA RIDGE WIND	2151	4/14/2021	4/15/2021	WITHDRAWN	1/13/2023	C14	Storage	Wind Turbi ne		Batter y	Wind Turbi ne		510.1785	1156.10		1050	Full Capacity	Off-Peak Deliverability	LINCOLN	ID	DSLK	Harry Allen-Eldorado 500 kV	6/1/2024	12/1/2025	NA			NA		IC Request	
SALMON FALLS WIND	2152	4/14/2021	4/15/2021	WITHDRAWN	1/13/2023	C14	Storage	Wind Turbi ne		Batter y	Wind Turbi ne		520	836.28		800	Full Capacity	Off-Peak Deliverability	TWIN FALLS	ID	DSLK	Harry Allen-Eldorado 500 kV	6/1/2025	12/1/2026	NA	Complete		NA		IC Request	
AMBER RAY	2155	4/1/2021	4/15/2021	WITHDRAWN	1/17/2023	C14	Storage			Batter y			303.753296			300	Full Capacity		SAN DIEGO	CA	SDGE	Chicarita Substation 138 kV	6/30/2024	4/12/2027	NA	Complete		NA		IC Request	
SCIURUS	2156	4/1/2021	4/15/2021	WITHDRAWN	1/17/2023	C14	Storage			Batter y			304.19315907			300	Full Capacity		ORANGE	CA	SDGE	Trabuco Substation 138 kV	6/30/2024	9/9/2028	NA	Complete		NA		IC Request	
PALADIN	2158	4/1/2021	4/15/2021	WITHDRAWN	11/11/2022	C14	Storage			Batter y			304.122776			300	Full Capacity		ORANGE	CA	SDGE	Rancho Mission Viejo Substation 138 kV	6/30/2024	6/30/2024	NA			NA		IC Request	
BERNARDO ENERGY STORAGE	2159	4/2/2021	4/15/2021	WITHDRAWN	11/23/2022	C14	Storage			Batter y			157			150	Full Capacity		SAN DIEGO	CA	SDGE	Artesian Ranch Substation 69 kV	6/1/2025	6/1/2025	NA			NA		IC Request	
OLD STEEL BRIDGE BESS	2160	4/5/2021	4/15/2021	WITHDRAWN	11/23/2022	C14	Storage			Batter y			157			150	Full Capacity		SAN DIEGO	CA	SDGE	Jamacha - Miguel 69 kV Line	6/1/2025	6/1/2025	NA			NA		IC Request	
PAVION	2163	4/6/2021	4/15/2021	WITHDRAWN	12/18/2022	C14	Storage			Batter y			400			400	Full Capacity		SAN DIEGO	CA	SDGE	Talega Substation 230 kV	6/1/2026	6/1/2026	NA			NA		IC Request	
PETREL STORAGE	2164	4/6/2021	4/15/2021	WITHDRAWN	11/16/2022	C14	Storage			Batter y			51.0990			50	Full Capacity		SAN DIEGO	CA	SDGE	Friars Substation 138 kV	12/15/2024	12/15/2024	NA			NA		IC Request	

				The California ISO Controlled Grid Generation Queue for All: Withdrawn																						Report Run Date: 04/29/2025					
							Generating Facility						Net MWs to Grid				Deliverability Status		Location		Point of Interconnection				Study Availability						
Project Name	Queue Position	Interconnection Request Receive Date	Queue Date	Application Status	Withdrawn Date	Study Process	Type-1	Type-2	Type-3	Fuel-1	Fuel-2	Fuel-3	MW-1	MW-2	MW-3	MW Total	Full Capacity, Partial or Energy Only (FC/P/EO)	Off-Peak Deliverability and Economic Only	County	State	Utility	Station or Transmission Line	Proposed On-line Date (as filed with IR)	Current On-line Date	Feasibility Study <i>or</i> Supplemental Review	System Impact Study <i>or</i> Phase I Cluster Study	Facilities Study (FAS) <i>or</i> Phase II Cluster Study	Optional Study (OS)	Interconnection Agreement Status	Reason for Withdrawal	
LAGO DOMINGO SOLAR	2168	4/8/2021	4/15/2021	WITHDRAWN	12/14/2022	C14	Storage	Photovoltaic		Battery			82.35	82.35		80	Full Capacity	Off-Peak Deliverability	SAN DIEGO	CA	SDGE	Boulevard East Substation 69 kV	10/30/2025	10/30/2025	NA			NA		IC Request	
SPANISH TABLE	2169	4/8/2021	4/15/2021	WITHDRAWN	1/13/2023	C14	Storage			Battery			100.80			100	Full Capacity		SAN DIEGO	CA	SDGE	Border - Border Tap 69 kV	5/31/2024	5/31/2024	NA	Complete		NA		IC Request	
JAPATUL VALLEY STORAGE	2170	4/11/2021	4/15/2021	WITHDRAWN	12/9/2022	C14	Storage			Battery			308.2086			300	Full Capacity		SAN DIEGO	CA	SDGE	Suncrest Substation 230 kV	12/31/2024	12/31/2024	NA			NA		IC Request	
WEST HILLS ENERGY STORAGE	2171	4/7/2021	4/15/2021	WITHDRAWN	11/23/2022	C14	Storage			Battery			261			250	Full Capacity		SAN DIEGO	CA	SDGE	Sycamore Canyon Substation 230 kV	6/1/2025	6/1/2025	NA			NA		IC Request	
HYDER	2172	4/6/2021	4/15/2021	WITHDRAWN	12/13/2024	C14	Photovoltaic	Storage		Solar	Battery		823.85	823.85		800	Full Capacity	Off-Peak Deliverability	MARICOPA	AZ	SDGE	Hoodoo Wash - Hassayampa 500 kV Line	6/1/2025	6/5/2035	NA	Complete	Complete	NA			
CHARGER STORAGE	2174	4/8/2021	4/15/2021	WITHDRAWN	12/29/2022	C14	Storage			Battery			615.7560			600	Full Capacity		SAN DIEGO	CA	SDGE	Otay Mesa Switchyard 230 kV	10/30/2025	10/30/2025	NA			NA		IC Request	
WINGED DOVE STORAGE	2175	4/9/2021	4/15/2021	WITHDRAWN	1/13/2023	C14	Storage			Battery			408.50			400	Full Capacity		YUMA	AZ	SDGE	Hoodoo Wash Switchyard 500 kV	4/15/2025	3/11/2028	NA	Complete		NA		IC Request	
BIERSTADT ENERGY STORAGE	2179	4/14/2021	4/15/2021	WITHDRAWN	11/9/2022	C14	Storage			Battery			100.3650			99.99	Full Capacity		SAN DIEGO	CA	SDGE	Border Substation 69 kV	6/1/2024	6/1/2024	NA			NA		IC Request	
PINSCHER ENERGY STORAGE	2181	4/14/2021	4/15/2021	WITHDRAWN	7/17/2024	C14	Storage			Battery			150.5210			149.91	Full Capacity		SAN DIEGO	CA	SDGE	Carrizo Gorge Switchyard 138 kV	6/1/2024	2/5/2029	NA	Complete	Complete	NA		IC Request	
HELIX STORAGE	2183	4/9/2021	4/15/2021	WITHDRAWN	8/20/2021	C14	Storage			Battery			81.60			80	Full Capacity	Off-Peak Deliverability	SAN DIEGO	CA	SDGE	Spring Valley Substation 69 kV	11/1/2025	11/1/2025	NA			NA		IC Request	
EOLICA DE RUMOROSA	2187	4/13/2021	4/15/2021	WITHDRAWN	6/18/2024	C14	Wind Turbine			Wind Turbine			940.80			900	Full Capacity	Off-Peak Deliverability	TECATE BAJA CALIFORNIA MEXICO	CA	SDGE	East County Substation 500 kV	3/31/2028	5/5/2035	NA	Complete	Complete	NA		IC Request	
LA FUENTE ENERGY STORAGE	2189	4/14/2021	4/15/2021	WITHDRAWN	12/18/2022	C14	Storage			Battery			105.9831			100	Full Capacity		SAN DIEGO	CA	SDGE	Otay Mesa Switchyard 230 kV	6/1/2024	6/1/2024	NA			NA		IC Request	

 California ISO				The California ISO Controlled Grid Generation Queue for All: Withdrawn																						Report Run Date: 04/29/2025					
							Generating Facility						Net MWs to Grid				Deliverability Status		Location		Point of Interconnection				Study Availability						
Project Name	Queue Position	Interconnection Request Receive Date	Queue Date	Application Status	Withdrawn Date	Study Process	Type-1	Type-2	Type-3	Fuel-1	Fuel-2	Fuel-3	MW-1	MW-2	MW-3	MW Total	Full Capacity, Partial or Energy Only (FC/P/EO)	Off-Peak Deliverability and Economic Only	County	State	Utility	Station or Transmission Line	Proposed On-line Date (as filed with IR)	Current On-line Date	Feasibility Study <i>or</i> Supplemental Review	System Impact Study <i>or</i> Phase I Cluster Study	Facilities Study (FAS) <i>or</i> Phase II Cluster Study	Optional Study (OS)	Interconnection Agreement Status	Reason for Withdrawal	
HERMES ENERGY STORAGE	2190	4/15/2021	4/15/2021	WITHDRAWN	9/3/2021	C14	Storage			Batter y			154.60			150	Full Capacity	Off-Peak Deliverability	SAN DIEGO	CA	SDGE	Border Substation 69 kV	6/1/2024	6/1/2024	NA			NA		IC Request	
FREIGHT ENERGY STORAGE	2191	4/15/2021	4/15/2021	WITHDRAWN	11/3/2022	C14	Storage			Batter y			51.75			50	Full Capacity		SAN DIEGO	CA	SDGE	Border Substation 69 kV	6/1/2025	6/1/2025	NA			NA		IC Request	
VENTANA ENERGY STORAGE	2193	11/19/2021	6/3/2022	WITHDRAWN	8/11/2022	ISP	Storage			Batter y			254.30			250	Full Capacity	Off-Peak Deliverability	SAN BERNARDINO	CA	SCE	Lugo	6/1/2024	6/1/2024	NA			NA		IC Request	
PRONGHORN ENERGY STORAGE	2194	5/7/2022	6/13/2022	WITHDRAWN	8/18/2022	ISP	Storage			Batter y			122.60			120	Full Capacity	Off-Peak Deliverability	LOS ANGELES	CA	SCE	Antelope	6/1/2026	6/1/2026	NA			NA		IC Request	
MALAGA BESS	2196	9/10/2022	1/4/2023	WITHDRAWN	11/27/2024	ISP	Storage			Batter y			46.28			44	Full Capacity	Off-Peak Deliverability	FRESNO	CA	PGAE	Malaga 115 kV	11/6/2024	11/6/2024	NA			NA			
VENTANA RELIABILITY PROJECT	2197	9/29/2022	1/11/2023	WITHDRAWN	4/5/2023	ISP	Storage			Batter y			254.30			250	Full Capacity	Off-Peak Deliverability	SAN BERNARDINO	CA	SCE	Lugo	6/1/2024	6/1/2024	NA			NA		Failure to Cure Deficiency	
VISTA RELIABILITY	2198	10/14/2022	1/31/2023	WITHDRAWN	4/5/2023	ISP	Storage			Batter y			254.30			250	Full Capacity	Off-Peak Deliverability	LOS ANGELES	CA	SCE	Vincent	6/1/2024	6/1/2024	NA			NA		Failure to Cure Deficiency	
TUNGSTEN BESS	2199	1/31/2023	3/2/2023	WITHDRAWN	11/27/2024	ISP	Storage			Batter y			126			120	Full Capacity	Off-Peak Deliverability	SAN BERNARDINO	CA	SCE	Victor Substation 230 kV	5/1/2026	5/1/2026	NA			NA			