

## Wind and Solar Curtailment April 07, 2022

This report is produced daily to provide a detailed accounting of the wind and solar renewable generation that was curtailed and the reasons why<sup>1</sup>. This report should be read in the context of the Renewables Watch report for a more complete understanding of both renewable curtailment and generation<sup>2</sup>.

Wind and solar curtailments are grouped into the following categories:

1. Economic - Local: Market dispatch of generators with economic bids to mitigate local congestion<sup>3</sup>.
2. Economic - System: Market dispatch of generators with economic bids to mitigate system-wide oversupply<sup>4</sup>.
3. SelfSchCut - Local: Market dispatch of self-schedules to mitigate local congestion.
4. SelfSchCut - System: Market dispatch of self-schedules to mitigate system-wide oversupply.
5. ExDispatch - Local: Exceptional dispatch to mitigate local congestion.
6. ExDispatch - System: Exceptional dispatch to mitigate system-wide oversupply.

Note: Amounts smaller than 1 MW are filtered out for simplicity. Such small curtailments are occasionally observed when forecasts are lower than Pmin when market will de-commit the unit and send the 0 MW dispatch.

<sup>1</sup>Only wind and solar resources can be reported in this manner because these resources have a forecast. Curtailment is defined as the difference between actual production and the forecast when actual production is less than the forecast.

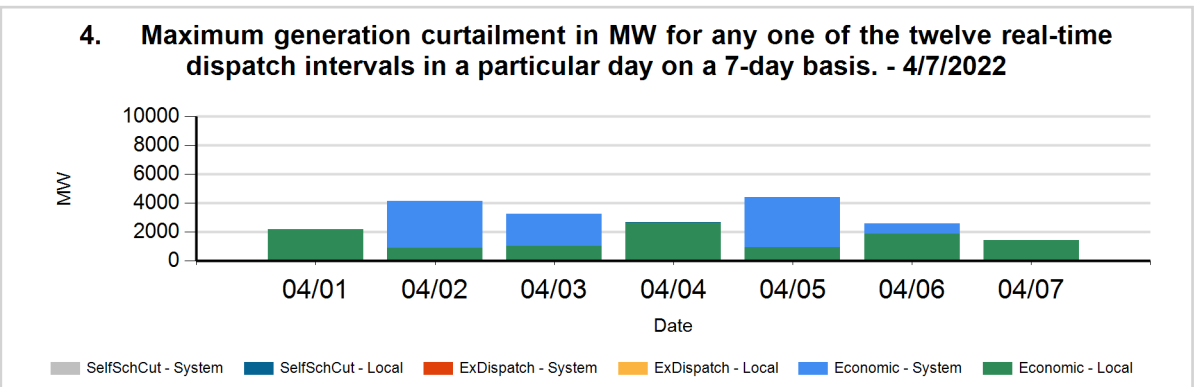
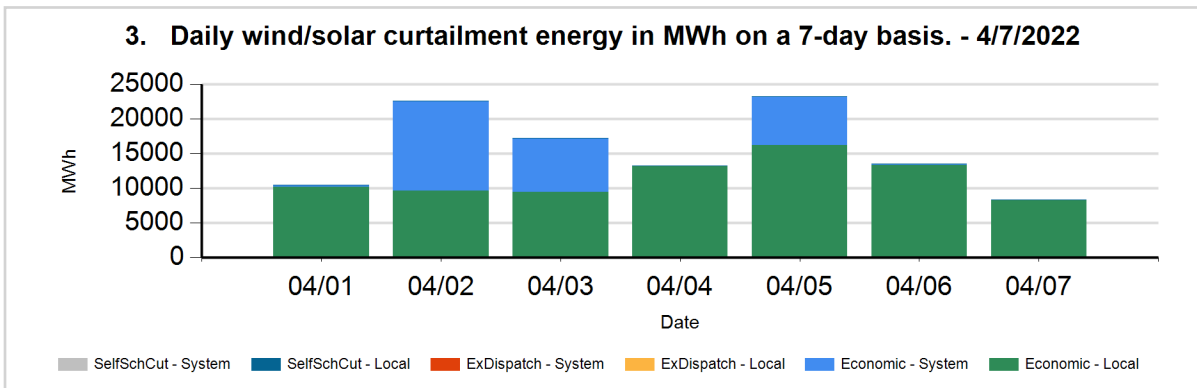
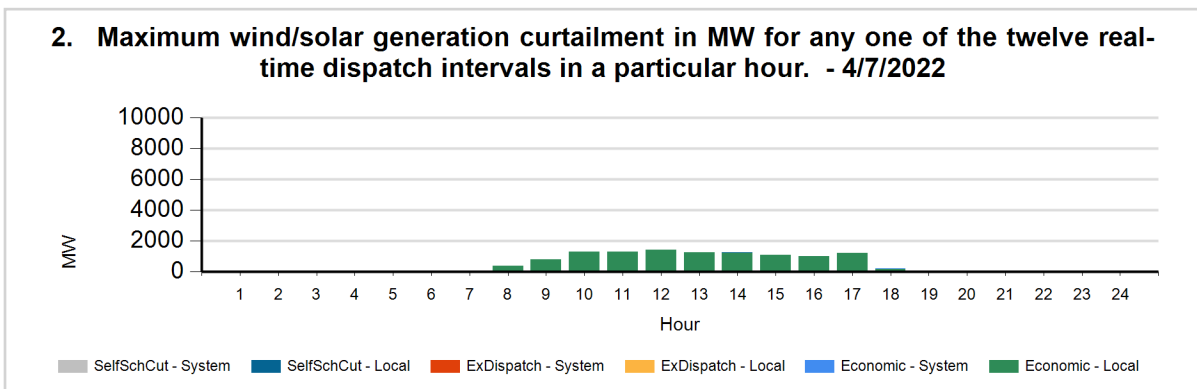
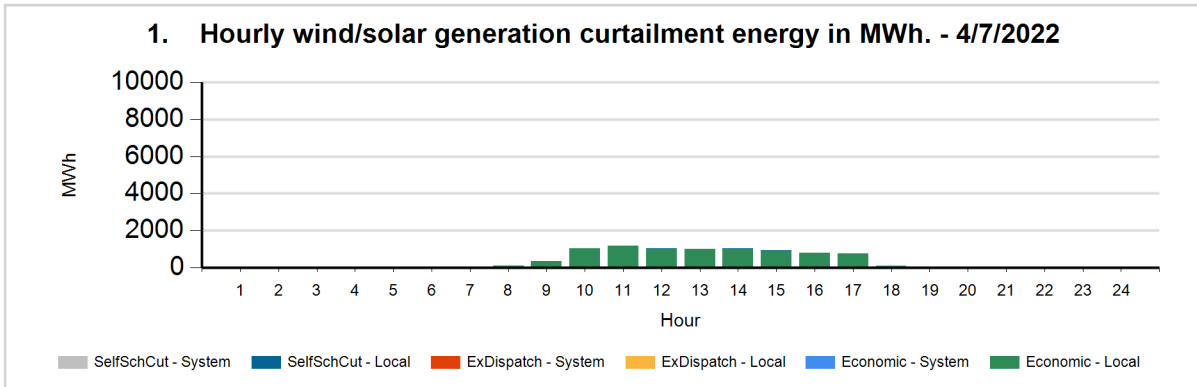
<sup>2</sup>The Renewables Watch report provides daily actual renewable production within the ISO grid. It is available at: <http://www.caiso.com/green/renewableswatch.html>.

<sup>3</sup>Congestion occurs when available, least-cost energy cannot be delivered to some loads because transmission facilities do not have sufficient capacity to deliver the energy.

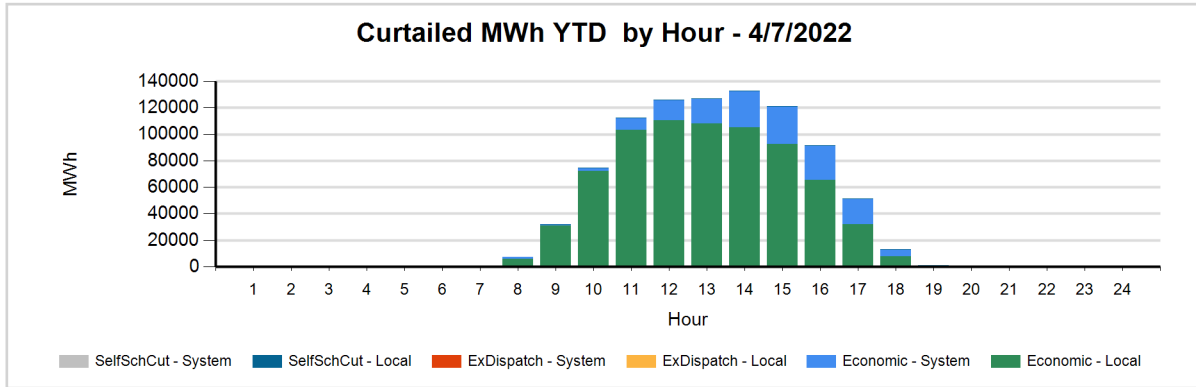
<sup>4</sup>For more information on oversupply conditions, please see:

[https://www.caiso.com/Documents/FlexibleResourcesHelpRenewables\\_FastFacts.pdf](https://www.caiso.com/Documents/FlexibleResourcesHelpRenewables_FastFacts.pdf)

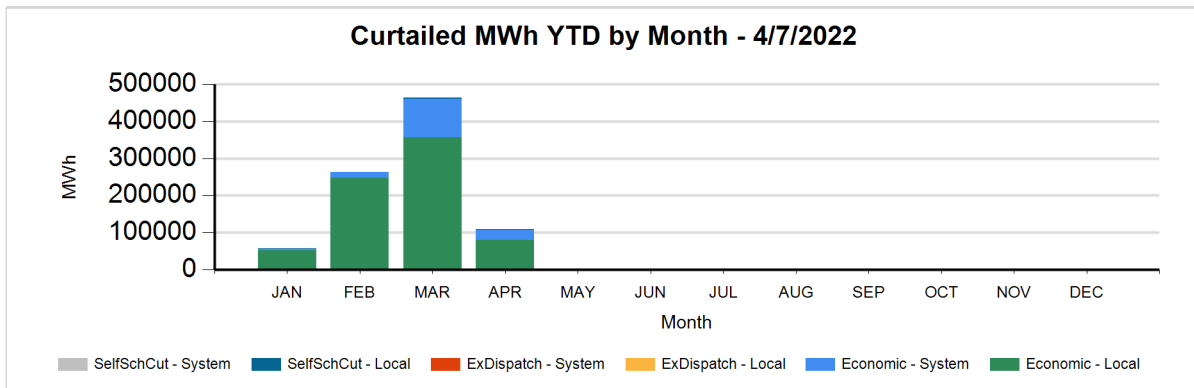
The following charts show the daily and 7-day wind and solar curtailment by category, if any.



The following charts show hourly year to date wind and solar curtailment by category, if any.



The following charts show monthly year to date wind and solar curtailment by category, if any.



TYPE	YTD CURTAILED MWH - 4/7/2022
LocalEconomic	734,841
LocalSelfSchCut	3,919
SystemEconomic	152,777
TOTAL	891,537

Data used to produce hourly chart

DATE	HOUR	CURT TYPE	REASON	FUEL TYPE	CURTAILED MWH	CURTAILED MW
04/07	7	Economic	Local	WIND	31	48
04/07	8	Economic	Local	SOLR	28	142
04/07	8	Economic	Local	WIND	82	233
04/07	9	Economic	Local	SOLR	253	613
04/07	9	Economic	Local	WIND	97	159
04/07	10	Economic	Local	SOLR	787	1042
04/07	10	Economic	Local	WIND	245	255
04/07	11	Economic	Local	SOLR	953	1050
04/07	11	Economic	Local	WIND	223	255
04/07	12	Economic	Local	SOLR	902	1212
04/07	12	Economic	Local	WIND	123	207
04/07	12	Economic	System	SOLR	6	
04/07	12	SelfSchCut	Local	SOLR	1	
04/07	13	Economic	Local	SOLR	796	1031
04/07	13	Economic	Local	WIND	218	219
04/07	13	SelfSchCut	Local	SOLR	0	
04/07	14	Economic	Local	SOLR	812	986
04/07	14	Economic	Local	WIND	234	238
04/07	14	SelfSchCut	Local	SOLR	3	7
04/07	15	Economic	Local	SOLR	720	868
04/07	15	Economic	Local	WIND	199	212
04/07	15	Economic	System	SOLR	0	
04/07	15	SelfSchCut	Local	SOLR	2	
04/07	16	Economic	Local	SOLR	587	801
04/07	16	Economic	Local	WIND	204	208
04/07	17	Economic	Local	SOLR	605	996
04/07	17	Economic	Local	WIND	143	189
04/07	18	Economic	Local	SOLR	68	193
04/07	18	Economic	Local	WIND	21	2
04/07	18	Economic	System	WIND	1	14
04/07	19	Economic	Local	SOLR	1	11
04/07	19	Economic	System	SOLR	1	10



California ISO

The information contained in this report is preliminary and subject to change without notice. No inference, decision or conclusion should be made based on the information in this report or any series of these reports. All values are hourly average unless otherwise stated. Questions about this report should be directed to Short-Term Forecasting at [ShortTermForecasting@caiso.com](mailto:ShortTermForecasting@caiso.com).