

## Wind and Solar Curtailment August 11, 2021

This report is produced daily to provide a detailed accounting of the wind and solar renewable generation that was curtailed and the reasons why<sup>1</sup>. This report should be read in the context of the Renewables Watch report for a more complete understanding of both renewable curtailment and generation<sup>2</sup>.

Wind and solar curtailments are grouped into the following categories:

1. Economic - Local: Market dispatch of generators with economic bids to mitigate local congestion<sup>3</sup>.
2. Economic - System: Market dispatch of generators with economic bids to mitigate system-wide oversupply<sup>4</sup>.
3. SelfSchCut - Local: Market dispatch of self-schedules to mitigate local congestion.
4. SelfSchCut - System: Market dispatch of self-schedules to mitigate system-wide oversupply.
5. ExDispatch - Local: Exceptional dispatch to mitigate local congestion.
6. ExDispatch - System: Exceptional dispatch to mitigate system-wide oversupply.

Note: Amounts smaller than 1 MW are filtered out for simplicity. Such small curtailments are occasionally observed when forecasts are lower than Pmin when market will de-commit the unit and send the 0 MW dispatch.

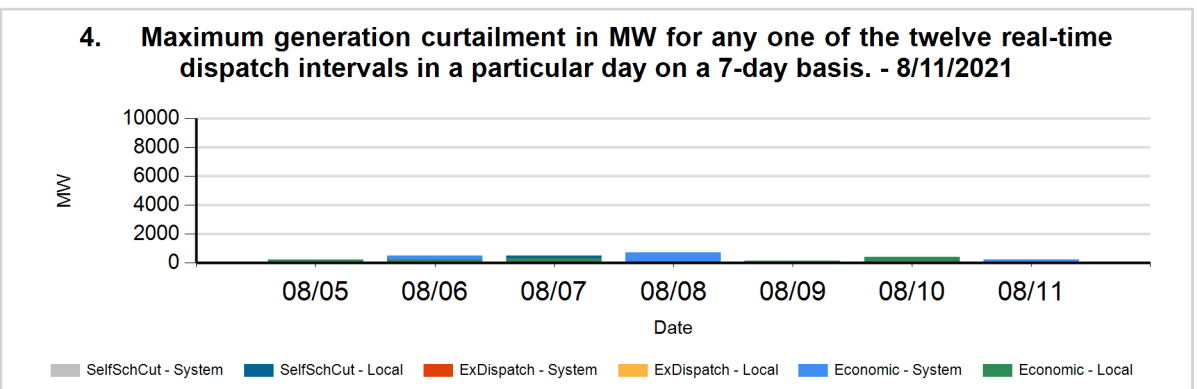
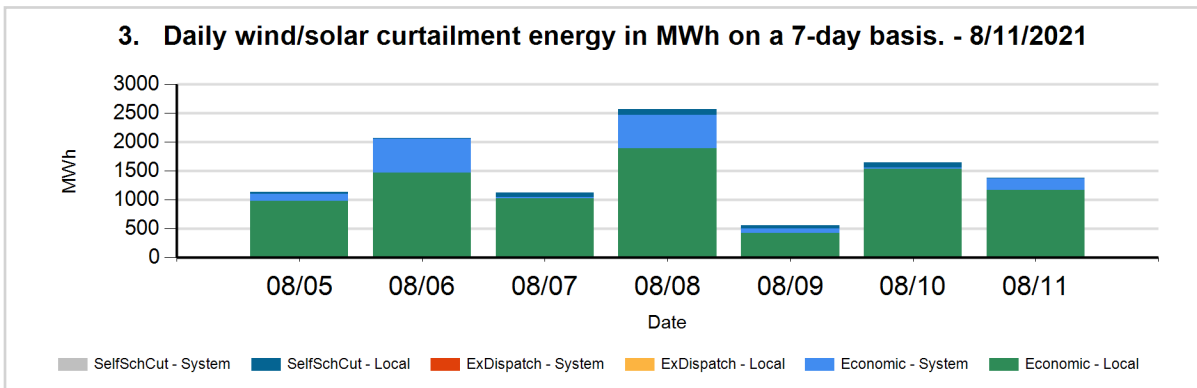
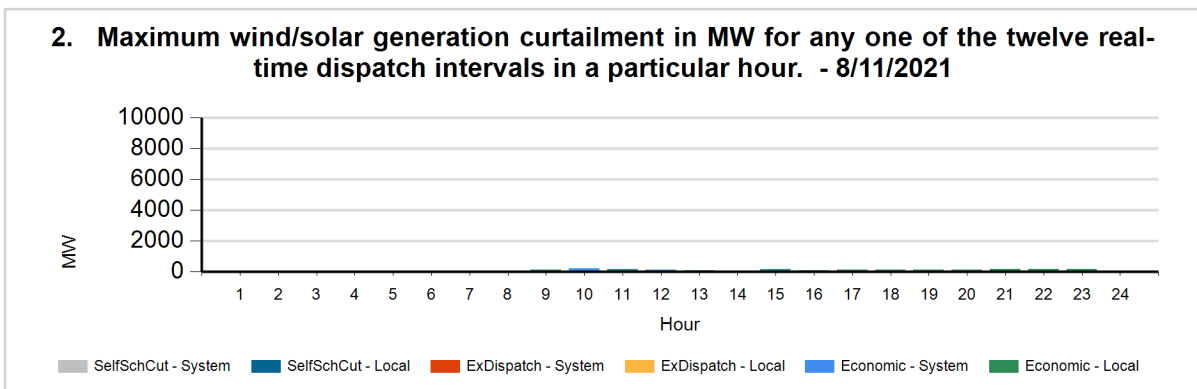
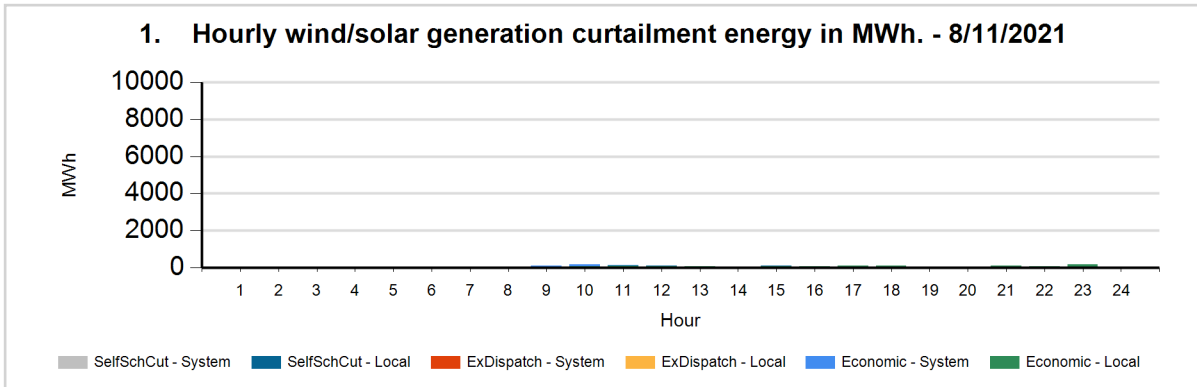
<sup>1</sup>Only wind and solar resources can be reported in this manner because these resources have a forecast. Curtailment is defined as the difference between actual production and the forecast when actual production is less than the forecast.

<sup>2</sup>The Renewables Watch report provides daily actual renewable production within the ISO grid. It is available at: <http://www.caiso.com/green/renewableswatch.html>.

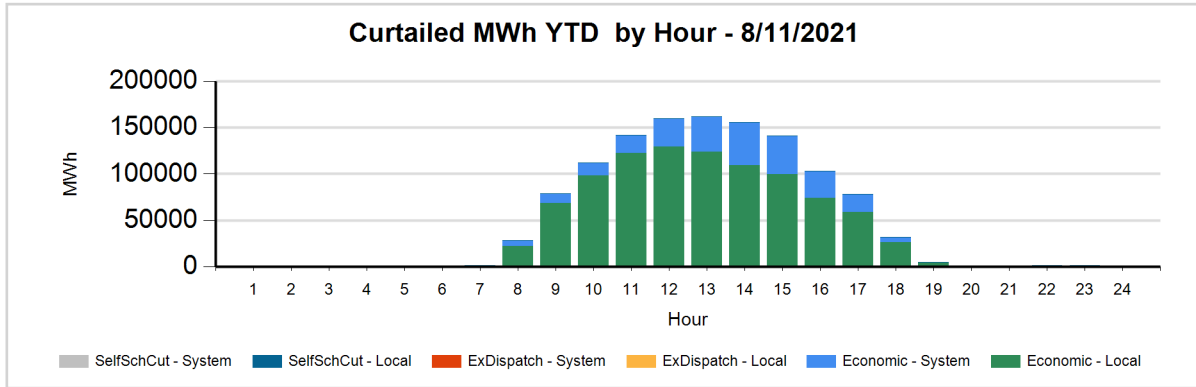
<sup>3</sup>Congestion occurs when available, least-cost energy cannot be delivered to some loads because transmission facilities do not have sufficient capacity to deliver the energy.

<sup>4</sup>For more information on oversupply conditions, please see: [https://www.caiso.com/Documents/FlexibleResourcesHelpRenewables\\_FastFacts.pdf](https://www.caiso.com/Documents/FlexibleResourcesHelpRenewables_FastFacts.pdf)

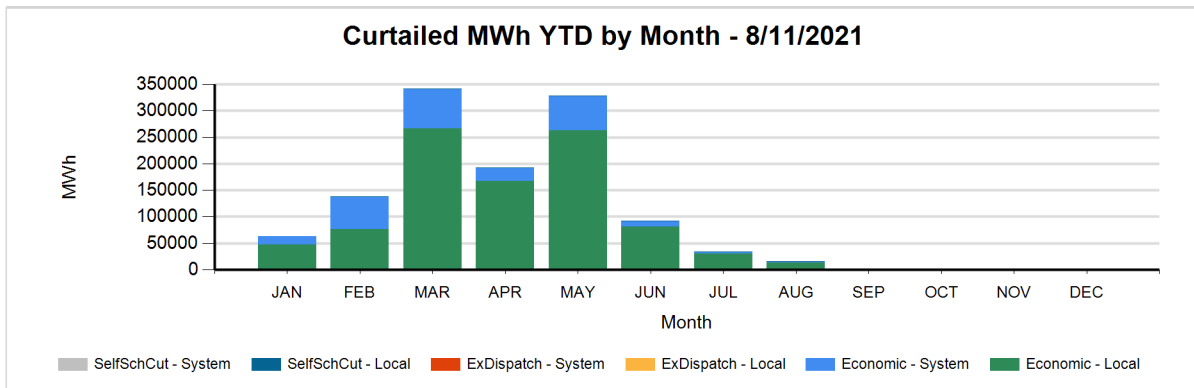
The following charts show the daily and 7-day wind and solar curtailment by category, if any.



The following charts show hourly year to date wind and solar curtailment by category, if any.



The following charts show monthly year to date wind and solar curtailment by category, if any.



TYPE	YTD CURTAILED MWH - 8/11/2021
LocalEconomic	943,083
LocalSelfSchCut	4,988
SystemEconomic	256,597
TOTAL	1,204,667

**Data used to produce hourly chart**

DATE	HOUR	CURT TYPE	REASON	FUEL TYPE	CURTAILED MWH	CURTAILED MW
08/11	9	Economic	Local	SOLR	13	13
08/11	9	Economic	Local	WIND	34	118
08/11	9	Economic	System	WIND	66	
08/11	10	Economic	Local	SOLR	57	46
08/11	10	Economic	Local	WIND	16	
08/11	10	Economic	System	SOLR	5	59
08/11	10	Economic	System	WIND	75	95
08/11	11	Economic	Local	SOLR	87	102
08/11	11	Economic	Local	WIND	13	2
08/11	11	Economic	System	WIND	38	54
08/11	12	Economic	Local	SOLR	71	96
08/11	12	Economic	Local	WIND	5	
08/11	12	Economic	System	WIND	19	38
08/11	12	SelfSchCut	Local	SOLR	1	
08/11	13	Economic	Local	SOLR	67	70
08/11	14	Economic	Local	SOLR	34	44
08/11	15	Economic	Local	SOLR	88	122
08/11	15	Economic	Local	WIND	12	49
08/11	15	Economic	System	SOLR	1	7
08/11	15	SelfSchCut	Local	SOLR	1	
08/11	16	Economic	Local	SOLR	76	93
08/11	16	Economic	System	SOLR	0	
08/11	17	Economic	Local	SOLR	115	140
08/11	18	Economic	Local	SOLR	27	41
08/11	18	Economic	Local	WIND	64	89
08/11	19	Economic	Local	WIND	36	109
08/11	20	Economic	Local	WIND	43	134
08/11	21	Economic	Local	WIND	101	152
08/11	22	Economic	Local	WIND	63	162
08/11	23	Economic	Local	WIND	152	157

The information contained in this report is preliminary and subject to change without notice. No inference, decision or conclusion should be made based on the information in this report or any series of these reports. All values are hourly average unless otherwise stated. Questions about this report should be directed to Short-Term Forecasting at [ShortTermForecasting@caiso.com](mailto:ShortTermForecasting@caiso.com).