

## Wind and Solar Curtailment February 08, 2020

This report is produced daily to provide a detailed accounting of the wind and solar renewable generation that was curtailed and the reasons why<sup>1</sup>. This report should be read in the context of the Renewables Watch report for a more complete understanding of both renewable curtailment and generation<sup>2</sup>.

Wind and solar curtailments are grouped into the following categories:

1. Economic - Local: Market dispatch of generators with economic bids to mitigate local congestion<sup>3</sup>.
2. Economic - System: Market dispatch of generators with economic bids to mitigate system-wide oversupply<sup>4</sup>.
3. SelfSchCut - Local: Market dispatch of self-schedules to mitigate local congestion.
4. SelfSchCut - System: Market dispatch of self-schedules to mitigate system-wide oversupply.
5. ExDispatch - Local: Exceptional dispatch to mitigate local congestion.
6. ExDispatch - System: Exceptional dispatch to mitigate system-wide oversupply.

Note: Amounts smaller than 1 MW are filtered out for simplicity. Such small curtailments are occasionally observed when forecasts are lower than Pmin when market will de-commit the unit and send the 0 MW dispatch.

<sup>1</sup>Only wind and solar resources can be reported in this manner because these resources have a forecast. Curtailment is defined as the difference between actual production and the forecast when actual production is less than the forecast.

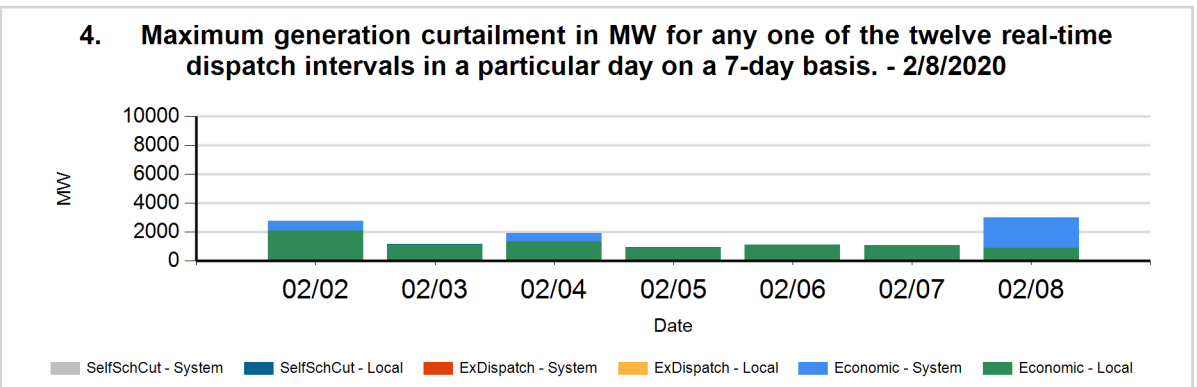
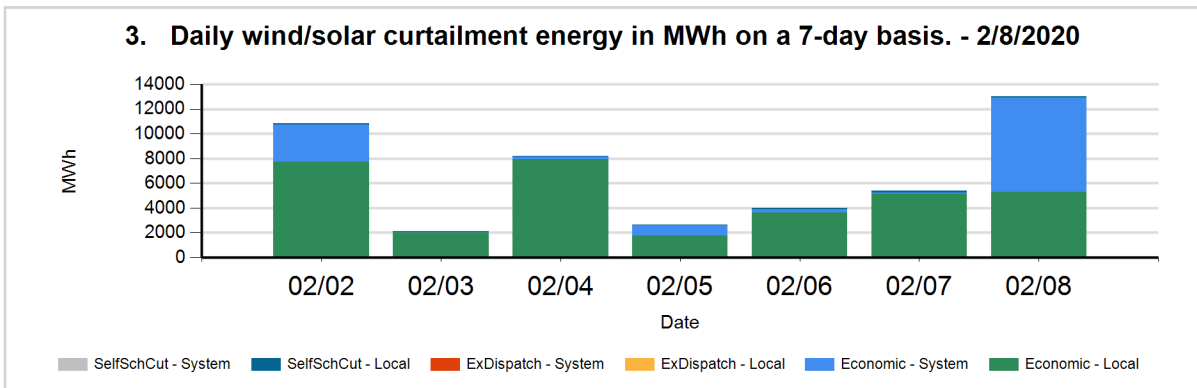
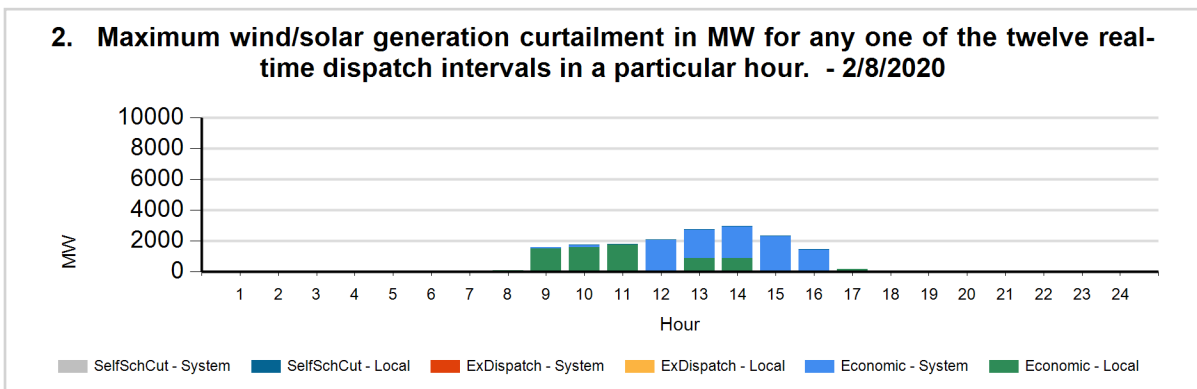
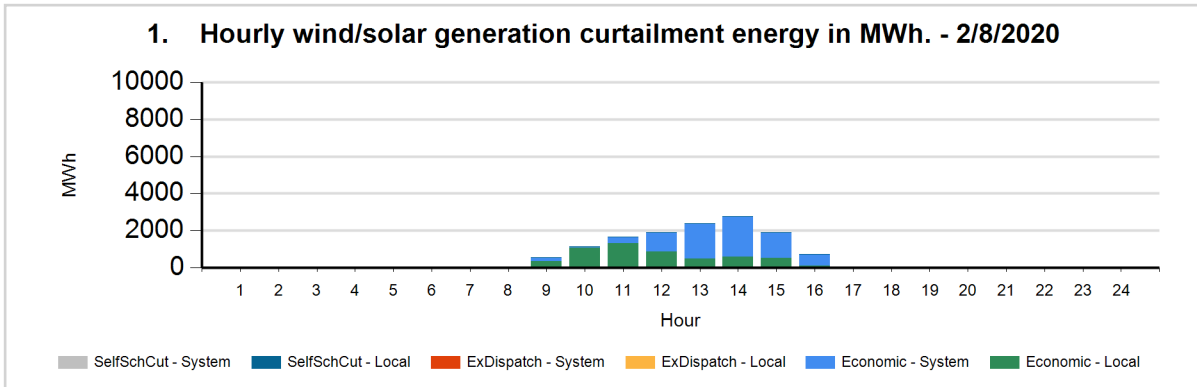
<sup>2</sup>The Renewables Watch report provides daily actual renewable production within the ISO grid. It is available at: <http://www.caiso.com/green/renewableswatch.html>.

<sup>3</sup>Congestion occurs when available, least-cost energy cannot be delivered to some loads because transmission facilities do not have sufficient capacity to deliver the energy.

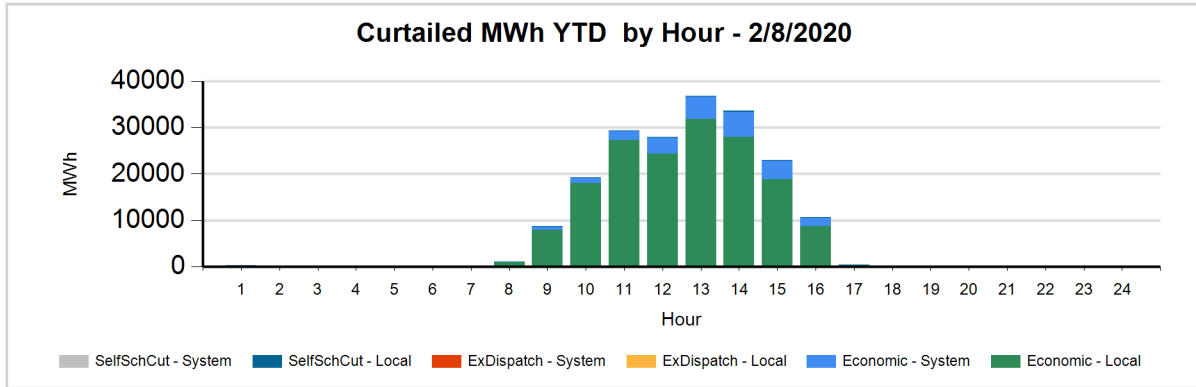
<sup>4</sup>For more information on oversupply conditions, please see:

[https://www.caiso.com/Documents/FlexibleResourcesHelpRenewables\\_FastFacts.pdf](https://www.caiso.com/Documents/FlexibleResourcesHelpRenewables_FastFacts.pdf)

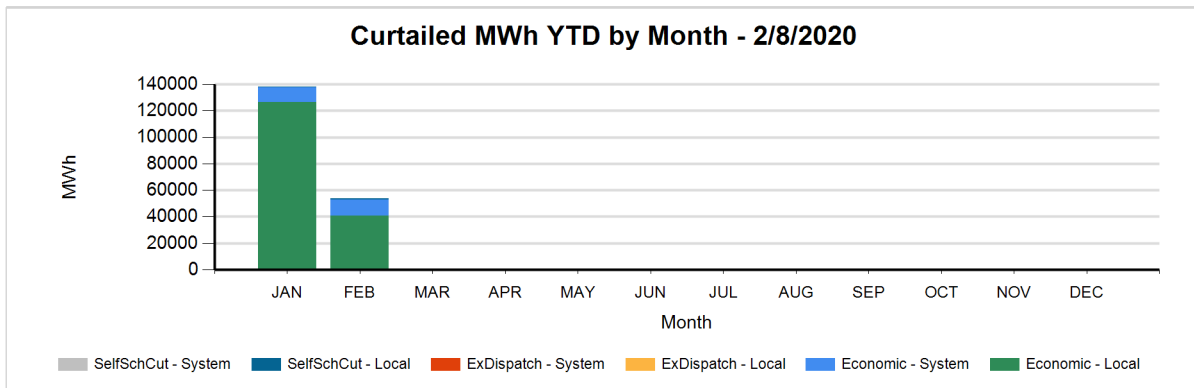
The following charts show the daily and 7-day wind and solar curtailment by category, if any.



The following charts show hourly year to date wind and solar curtailment by category, if any.



The following charts show monthly year to date wind and solar curtailment by category, if any.



TYPE	YTD CURTAILED MWH - 2/8/2020
LocalEconomic	167,037
LocalSelfSchCut	1,062
SystemEconomic	23,624
TOTAL	191,723

**Data used to produce hourly chart**

DATE	HOUR	CURT TYPE	REASON	FUEL TYPE	CURTAILED MWH	CURTAILED MW
02/08	8	Economic	Local	SOLR	23	84
02/08	8	Economic	System	SOLR	7	
02/08	9	Economic	Local	SOLR	334	1486
02/08	9	Economic	Local	WIND	3	13
02/08	9	Economic	System	SOLR	189	43
02/08	9	Economic	System	WIND	11	27
02/08	9	SelfSchCut	Local	SOLR	2	
02/08	10	Economic	Local	SOLR	1066	1587
02/08	10	Economic	Local	WIND	10	13
02/08	10	Economic	System	SOLR	36	103
02/08	10	Economic	System	WIND	7	
02/08	10	SelfSchCut	Local	SOLR	17	32
02/08	11	Economic	Local	SOLR	1302	1740
02/08	11	Economic	Local	WIND	16	39
02/08	11	Economic	System	SOLR	287	
02/08	11	Economic	System	WIND	12	
02/08	11	SelfSchCut	Local	SOLR	28	31
02/08	12	Economic	Local	SOLR	842	
02/08	12	Economic	Local	WIND	9	
02/08	12	Economic	System	SOLR	975	2011
02/08	12	Economic	System	WIND	30	40
02/08	12	SelfSchCut	Local	SOLR	37	22
02/08	13	Economic	Local	SOLR	487	880
02/08	13	Economic	Local	WIND	9	11
02/08	13	Economic	System	SOLR	1783	1655
02/08	13	Economic	System	WIND	100	149
02/08	13	SelfSchCut	Local	SOLR	17	50
02/08	14	Economic	Local	SOLR	585	857
02/08	14	Economic	Local	WIND	10	13
02/08	14	Economic	System	SOLR	1993	1887
02/08	14	Economic	System	WIND	142	149

02/08	14	SelfSchCut	Local	SOLR	23	44
02/08	15	Economic	Local	SOLR	491	
02/08	15	Economic	Local	WIND	11	
02/08	15	Economic	System	SOLR	1361	2265
02/08	15	Economic	System	WIND	35	46
02/08	15	SelfSchCut	Local	SOLR	12	21
02/08	16	Economic	Local	SOLR	92	
02/08	16	Economic	Local	WIND	2	
02/08	16	Economic	System	SOLR	598	1421
02/08	16	Economic	System	WIND	9	24
02/08	16	SelfSchCut	Local	SOLR	5	6
02/08	17	Economic	Local	SOLR	18	168
02/08	17	Economic	Local	WIND	1	11
02/08	17	Economic	System	SOLR	11	
02/08	17	Economic	System	WIND	1	

The information contained in this report is preliminary and subject to change without notice. No inference, decision or conclusion should be made based on the information in this report or any series of these reports. All values are hourly average unless otherwise stated. Questions about this report should be directed to Short-Term Forecasting at [ShortTermForecasting@caiso.com](mailto:ShortTermForecasting@caiso.com).