

## Wind and Solar Curtailment July 04, 2020

This report is produced daily to provide a detailed accounting of the wind and solar renewable generation that was curtailed and the reasons why<sup>1</sup>. This report should be read in the context of the Renewables Watch report for a more complete understanding of both renewable curtailment and generation<sup>2</sup>.

Wind and solar curtailments are grouped into the following categories:

1. Economic - Local: Market dispatch of generators with economic bids to mitigate local congestion<sup>3</sup>.
2. Economic - System: Market dispatch of generators with economic bids to mitigate system-wide oversupply<sup>4</sup>.
3. SelfSchCut - Local: Market dispatch of self-schedules to mitigate local congestion.
4. SelfSchCut - System: Market dispatch of self-schedules to mitigate system-wide oversupply.
5. ExDispatch - Local: Exceptional dispatch to mitigate local congestion.
6. ExDispatch - System: Exceptional dispatch to mitigate system-wide oversupply.

Note: Amounts smaller than 1 MW are filtered out for simplicity. Such small curtailments are occasionally observed when forecasts are lower than Pmin when market will de-commit the unit and send the 0 MW dispatch.

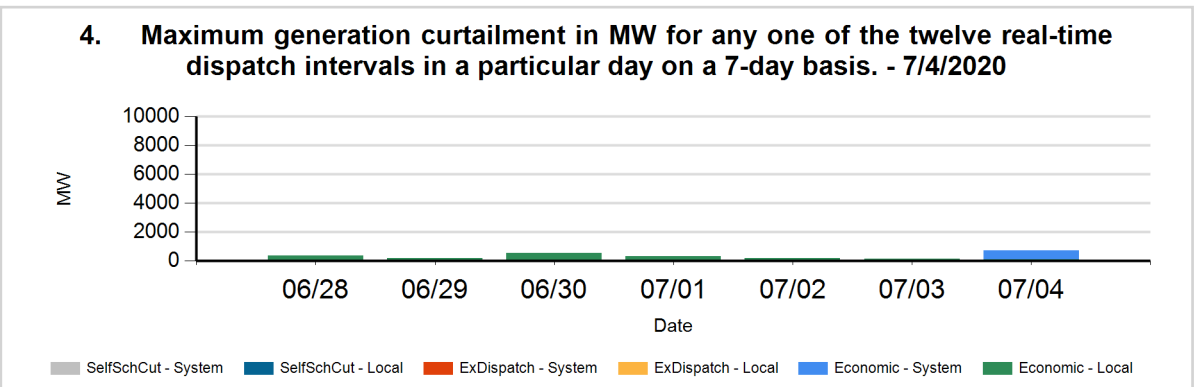
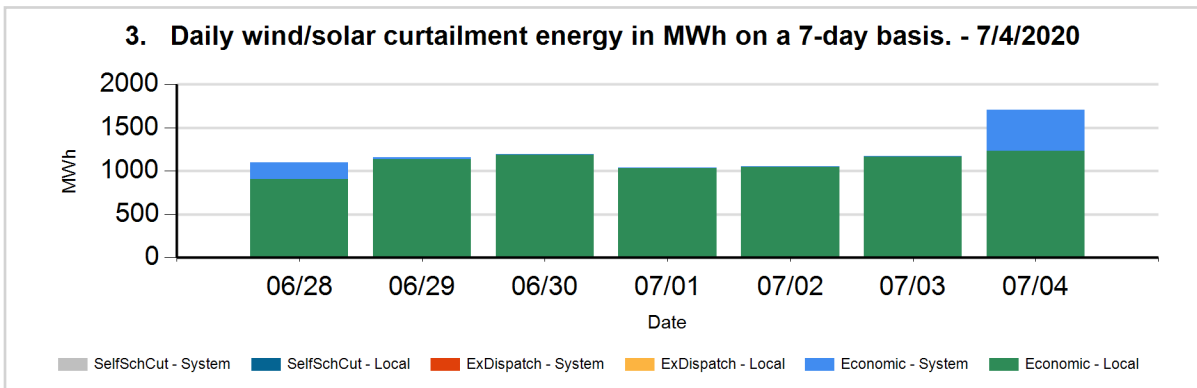
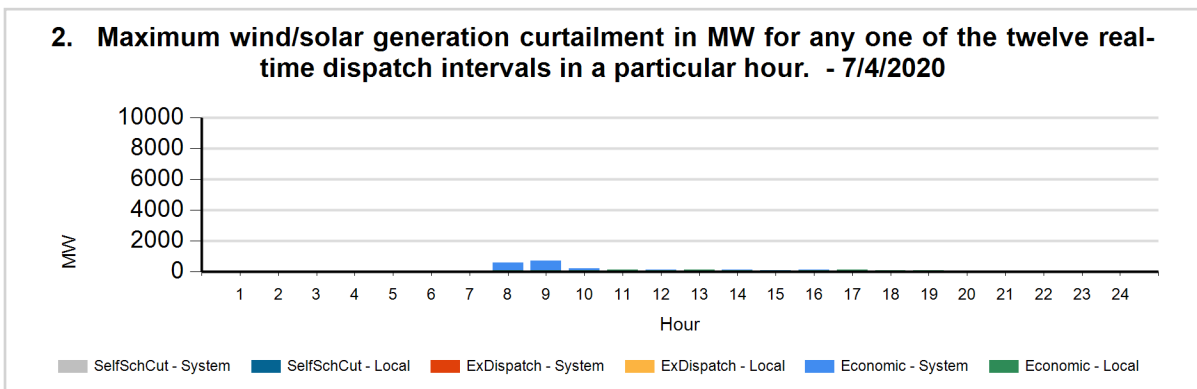
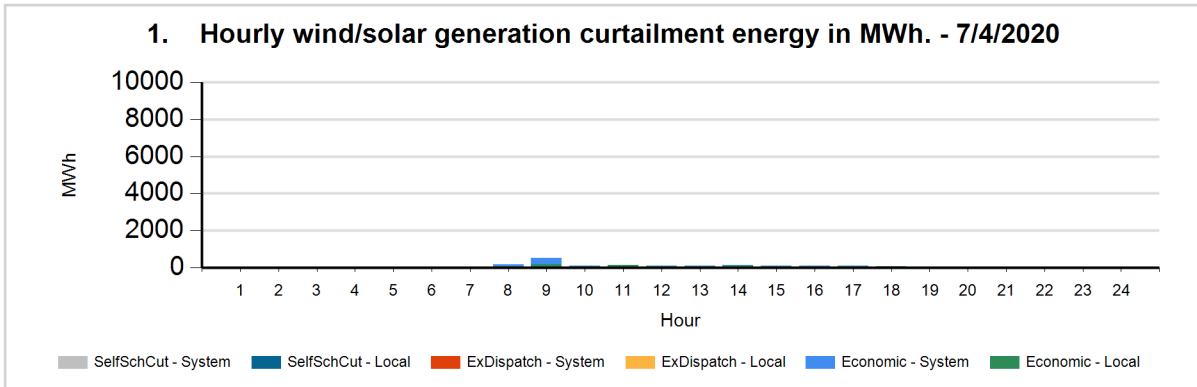
<sup>1</sup>Only wind and solar resources can be reported in this manner because these resources have a forecast. Curtailment is defined as the difference between actual production and the forecast when actual production is less than the forecast.

<sup>2</sup>The Renewables Watch report provides daily actual renewable production within the ISO grid. It is available at: <http://www.caiso.com/green/renewableswatch.html>.

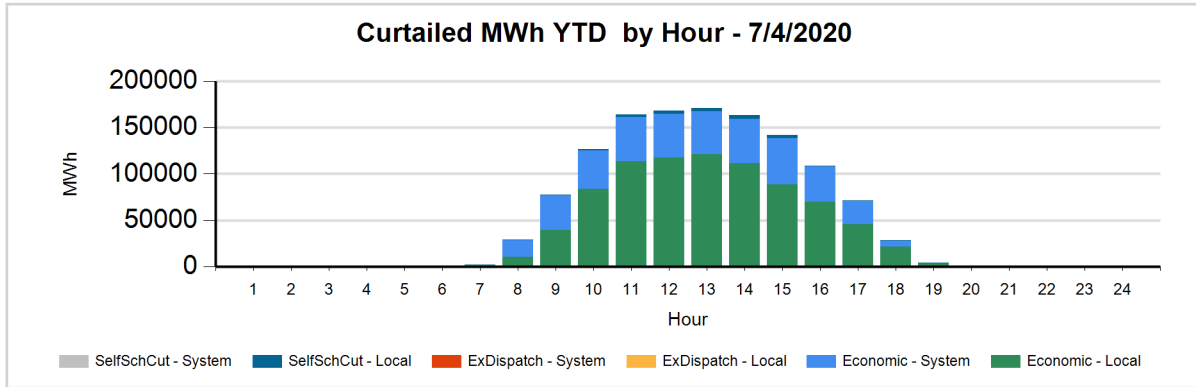
<sup>3</sup>Congestion occurs when available, least-cost energy cannot be delivered to some loads because transmission facilities do not have sufficient capacity to deliver the energy.

<sup>4</sup>For more information on oversupply conditions, please see: [https://www.caiso.com/Documents/FlexibleResourcesHelpRenewables\\_FastFacts.pdf](https://www.caiso.com/Documents/FlexibleResourcesHelpRenewables_FastFacts.pdf)

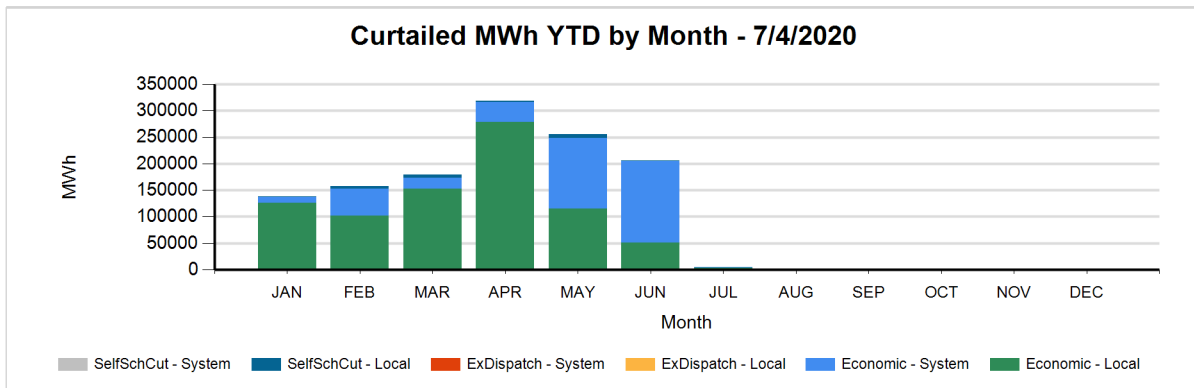
The following charts show the daily and 7-day wind and solar curtailment by category, if any.



The following charts show hourly year to date wind and solar curtailment by category, if any.



The following charts show monthly year to date wind and solar curtailment by category, if any.



TYPE	YTD CURTAILED MWH - 7/4/2020
LocalEconomic	829,037
LocalSelfSchCut	20,196
SystemEconomic	410,060
TOTAL	1,259,293

Data used to produce hourly chart

DATE	HOUR	CURT TYPE	REASON	FUEL TYPE	CURTAILED MWH	CURTAILED MW
07/04	7	Economic	Local	SOLR	23	50
07/04	7	Economic	System	SOLR	1	
07/04	8	Economic	Local	SOLR	77	76
07/04	8	Economic	Local	WIND	1	
07/04	8	Economic	System	SOLR	80	466
07/04	8	Economic	System	WIND	8	32
07/04	9	Economic	Local	SOLR	153	73
07/04	9	Economic	Local	WIND	8	
07/04	9	Economic	System	SOLR	319	585
07/04	9	Economic	System	WIND	32	47
07/04	10	Economic	Local	SOLR	88	75
07/04	10	Economic	System	SOLR	24	97
07/04	10	Economic	System	WIND	4	16
07/04	11	Economic	Local	SOLR	120	125
07/04	11	Economic	System	SOLR	0	
07/04	12	Economic	Local	SOLR	111	112
07/04	12	Economic	System	SOLR	1	1
07/04	13	Economic	Local	SOLR	108	112
07/04	13	Economic	System	SOLR	1	
07/04	14	Economic	Local	SOLR	119	120
07/04	14	Economic	System	SOLR	1	2
07/04	15	Economic	Local	SOLR	95	96
07/04	15	Economic	System	SOLR	1	2
07/04	15	SelfSchCut	Local	SOLR	0	1
07/04	16	Economic	Local	SOLR	101	109
07/04	16	Economic	System	SOLR	1	2
07/04	17	Economic	Local	SOLR	99	105
07/04	17	Economic	System	SOLR	1	
07/04	18	Economic	Local	SOLR	75	83
07/04	18	Economic	System	SOLR	0	
07/04	19	Economic	Local	SOLR	46	69
07/04	20	Economic	Local	SOLR	6	19

The information contained in this report is preliminary and subject to change without notice. No inference, decision or conclusion should be made based on the information in this report or any series of these reports. All values are hourly average unless otherwise stated. Questions about this report should be directed to Short-Term Forecasting at [ShortTermForecasting@caiso.com](mailto:ShortTermForecasting@caiso.com).