

## Wind and Solar Curtailment March 27, 2022

This report is produced daily to provide a detailed accounting of the wind and solar renewable generation that was curtailed and the reasons why<sup>1</sup>. This report should be read in the context of the Renewables Watch report for a more complete understanding of both renewable curtailment and generation<sup>2</sup>.

Wind and solar curtailments are grouped into the following categories:

1. Economic - Local: Market dispatch of generators with economic bids to mitigate local congestion<sup>3</sup>.
2. Economic - System: Market dispatch of generators with economic bids to mitigate system-wide oversupply<sup>4</sup>.
3. SelfSchCut - Local: Market dispatch of self-schedules to mitigate local congestion.
4. SelfSchCut - System: Market dispatch of self-schedules to mitigate system-wide oversupply.
5. ExDispatch - Local: Exceptional dispatch to mitigate local congestion.
6. ExDispatch - System: Exceptional dispatch to mitigate system-wide oversupply.

Note: Amounts smaller than 1 MW are filtered out for simplicity. Such small curtailments are occasionally observed when forecasts are lower than Pmin when market will de-commit the unit and send the 0 MW dispatch.

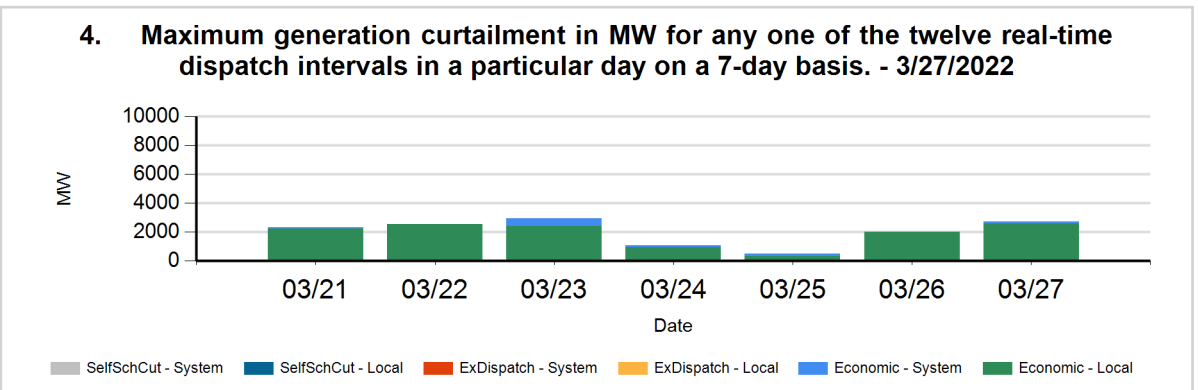
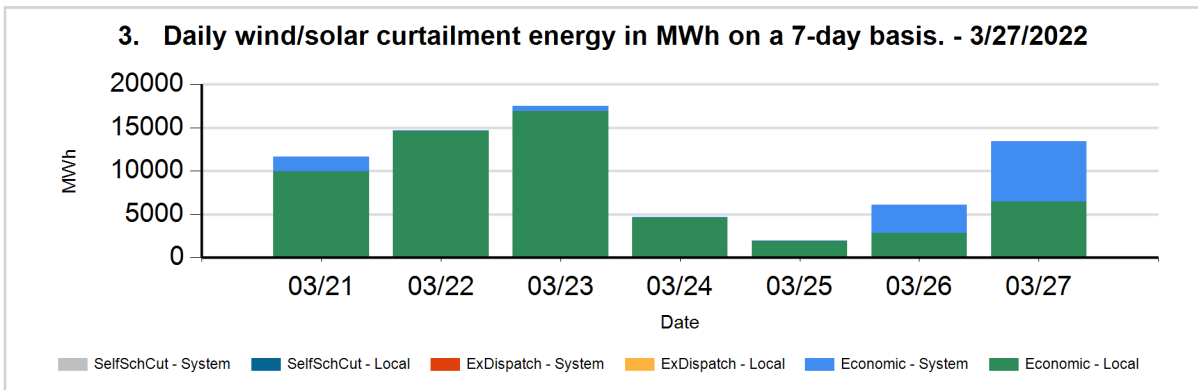
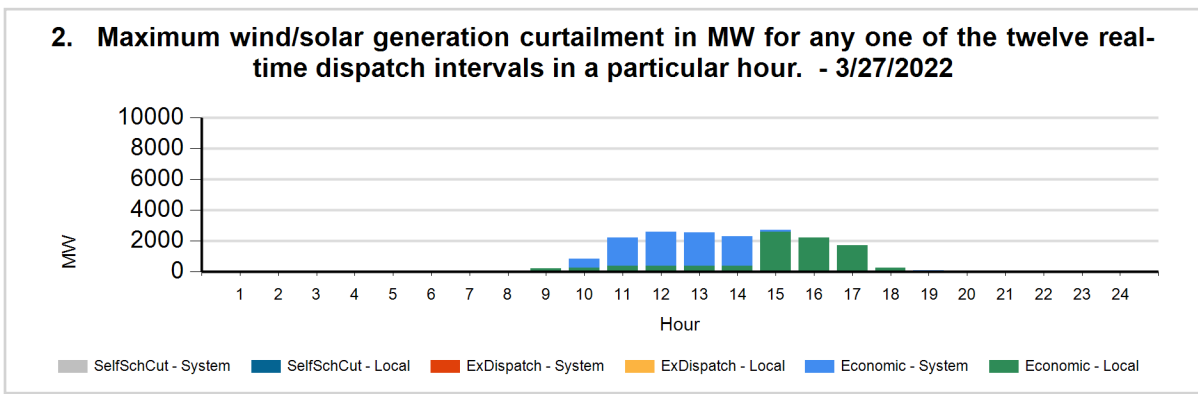
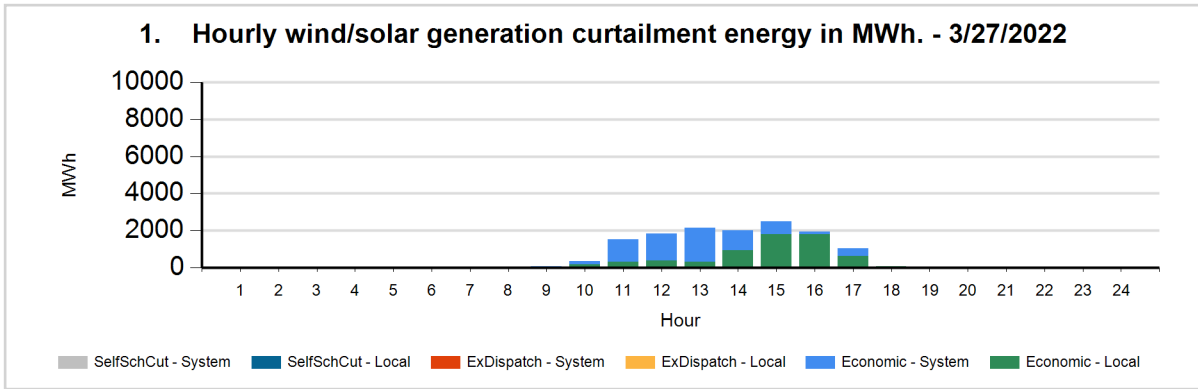
<sup>1</sup>Only wind and solar resources can be reported in this manner because these resources have a forecast. Curtailment is defined as the difference between actual production and the forecast when actual production is less than the forecast.

<sup>2</sup>The Renewables Watch report provides daily actual renewable production within the ISO grid. It is available at: <http://www.caiso.com/green/renewableswatch.html>.

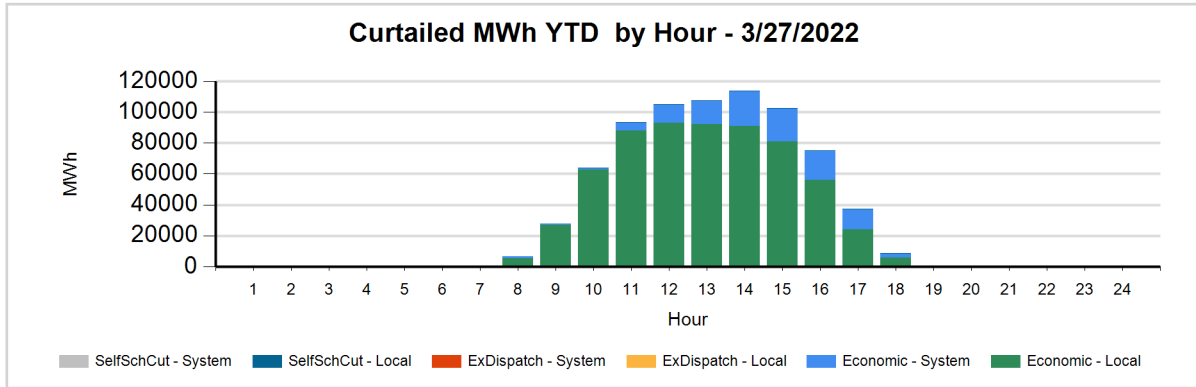
<sup>3</sup>Congestion occurs when available, least-cost energy cannot be delivered to some loads because transmission facilities do not have sufficient capacity to deliver the energy.

<sup>4</sup>For more information on oversupply conditions, please see: [https://www.caiso.com/Documents/FlexibleResourcesHelpRenewables\\_FastFacts.pdf](https://www.caiso.com/Documents/FlexibleResourcesHelpRenewables_FastFacts.pdf)

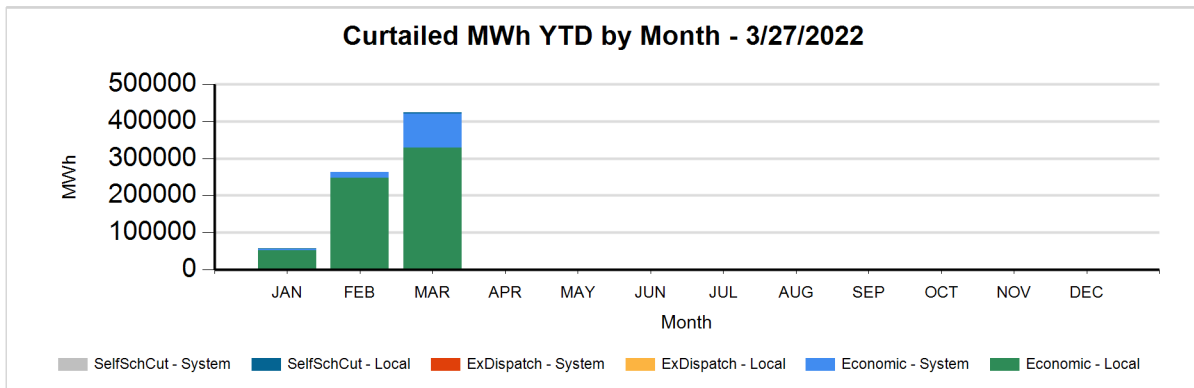
The following charts show the daily and 7-day wind and solar curtailment by category, if any.



The following charts show hourly year to date wind and solar curtailment by category, if any.



The following charts show monthly year to date wind and solar curtailment by category, if any.



TYPE	YTD CURTAILED MWH - 3/27/2022
LocalEconomic	626,357
LocalSelfSchCut	3,173
SystemEconomic	114,294
TOTAL	743,824

Data used to produce hourly chart

DATE	HOUR	CURT TYPE	REASON	FUEL TYPE	CURTAILED MWH	CURTAILED MW
03/27	8	Economic	System	SOLR	0	1
03/27	9	Economic	Local	SOLR	62	224
03/27	9	Economic	System	SOLR	2	
03/27	10	Economic	Local	SOLR	176	247
03/27	10	Economic	System	SOLR	151	584
03/27	10	Economic	System	WIND	3	10
03/27	11	Economic	Local	SOLR	318	363
03/27	11	Economic	System	SOLR	1191	1845
03/27	11	Economic	System	WIND	6	12
03/27	12	Economic	Local	SOLR	369	368
03/27	12	Economic	System	SOLR	1448	2217
03/27	12	Economic	System	WIND	5	4
03/27	13	Economic	Local	SOLR	294	362
03/27	13	Economic	System	SOLR	1831	2163
03/27	13	Economic	System	WIND	7	7
03/27	14	Economic	Local	SOLR	941	360
03/27	14	Economic	Local	WIND	4	
03/27	14	Economic	System	SOLR	1051	1931
03/27	14	Economic	System	WIND	7	9
03/27	15	Economic	Local	SOLR	1777	2575
03/27	15	Economic	Local	WIND	6	9
03/27	15	Economic	System	SOLR	710	100
03/27	15	Economic	System	WIND	7	8
03/27	16	Economic	Local	SOLR	1786	2200
03/27	16	Economic	Local	WIND	9	9
03/27	16	Economic	System	SOLR	144	
03/27	16	Economic	System	WIND	6	
03/27	17	Economic	Local	SOLR	623	1694
03/27	17	Economic	Local	WIND	3	11
03/27	17	Economic	System	SOLR	414	
03/27	17	Economic	System	WIND	11	
03/27	18	Economic	Local	SOLR	58	236
03/27	19	Economic	System	SOLR	14	60

The information contained in this report is preliminary and subject to change without notice. No inference, decision or conclusion should be made based on the information in this report or any series of these reports. All values are hourly average unless otherwise stated. Questions about this report should be directed to Short-Term Forecasting at [ShortTermForecasting@caiso.com](mailto:ShortTermForecasting@caiso.com).