

## Wind and Solar Curtailment May 03, 2023

This report is produced daily to provide a detailed accounting of the wind and solar renewable generation that was curtailed and the reasons why<sup>1</sup>. This report should be read in the context of the Renewables Watch report for a more complete understanding of both renewable curtailment and generation<sup>2</sup>.

Wind and solar curtailments are grouped into the following categories:

1. Economic - Local: Market dispatch of generators with economic bids to mitigate local congestion<sup>3</sup>.
2. Economic - System: Market dispatch of generators with economic bids to mitigate system-wide oversupply<sup>4</sup>.
3. SelfSchCut - Local: Market dispatch of self-schedules to mitigate local congestion.
4. SelfSchCut - System: Market dispatch of self-schedules to mitigate system-wide oversupply.
5. ExDispatch - Local: Exceptional dispatch to mitigate local congestion.
6. ExDispatch - System: Exceptional dispatch to mitigate system-wide oversupply.

Note: Amounts smaller than 1 MW are filtered out for simplicity. Such small curtailments are occasionally observed when forecasts are lower than Pmin when market will de-commit the unit and send the 0 MW dispatch.

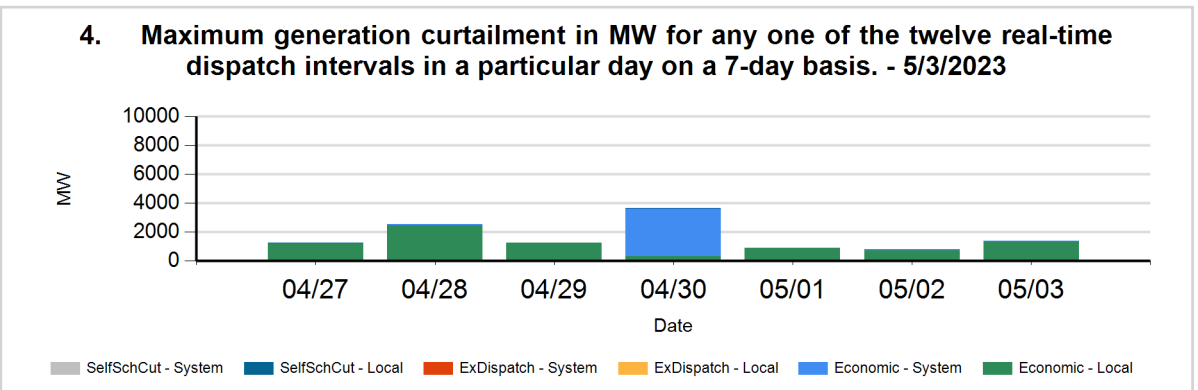
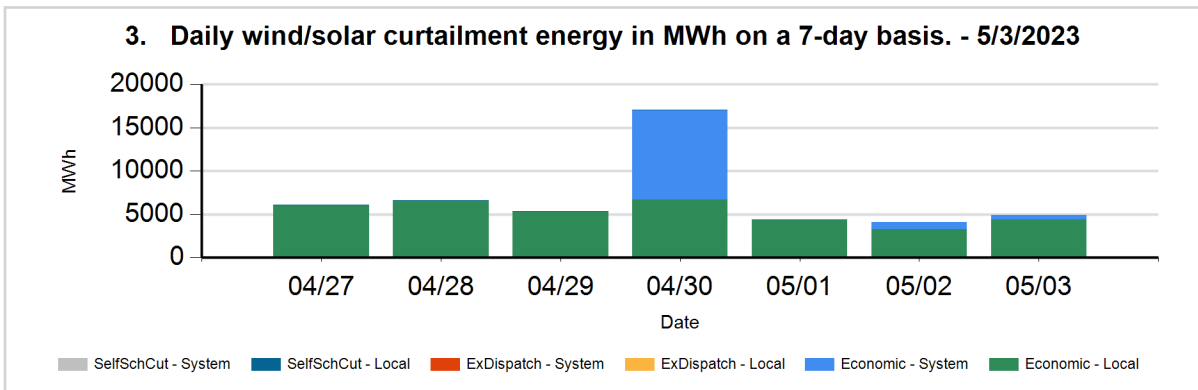
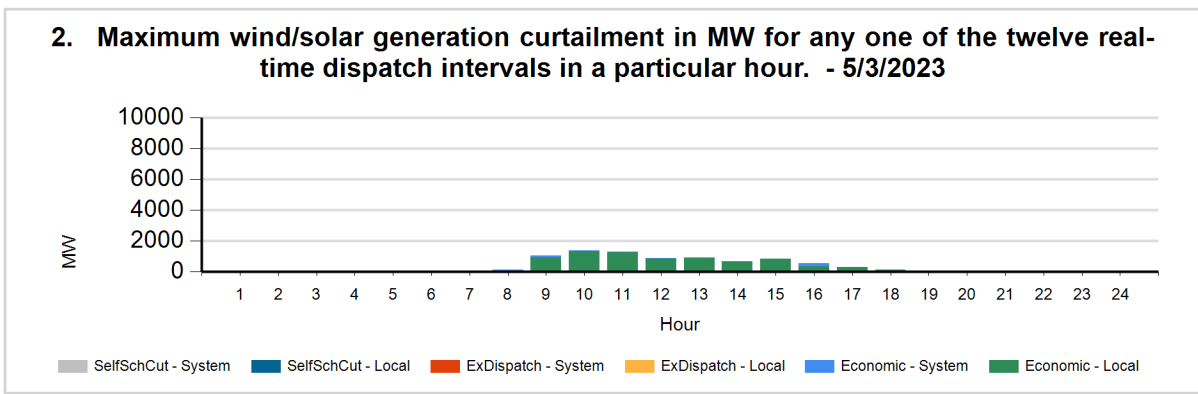
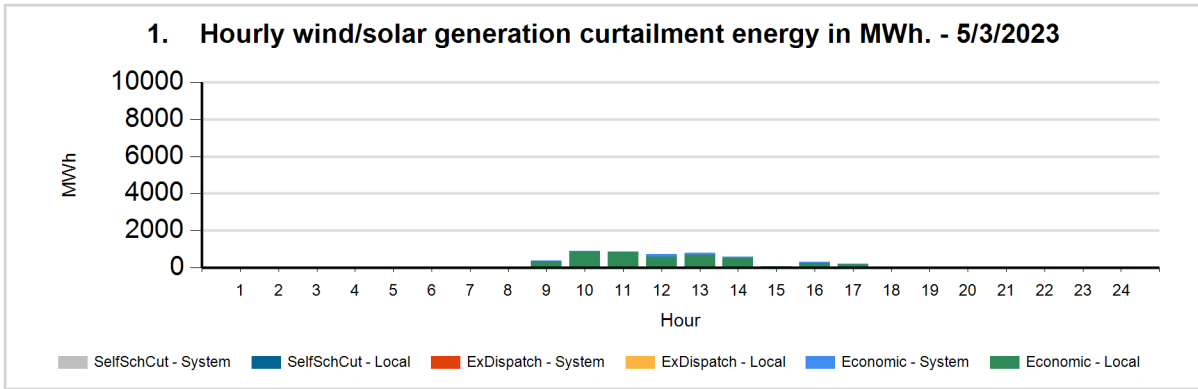
<sup>1</sup>Only wind and solar resources can be reported in this manner because these resources have a forecast. Curtailment is defined as the difference between actual production and the forecast when actual production is less than the forecast.

<sup>2</sup>The Renewables Watch report provides daily actual renewable production within the ISO grid. It is available at: <http://www.caiso.com/green/renewableswatch.html>.

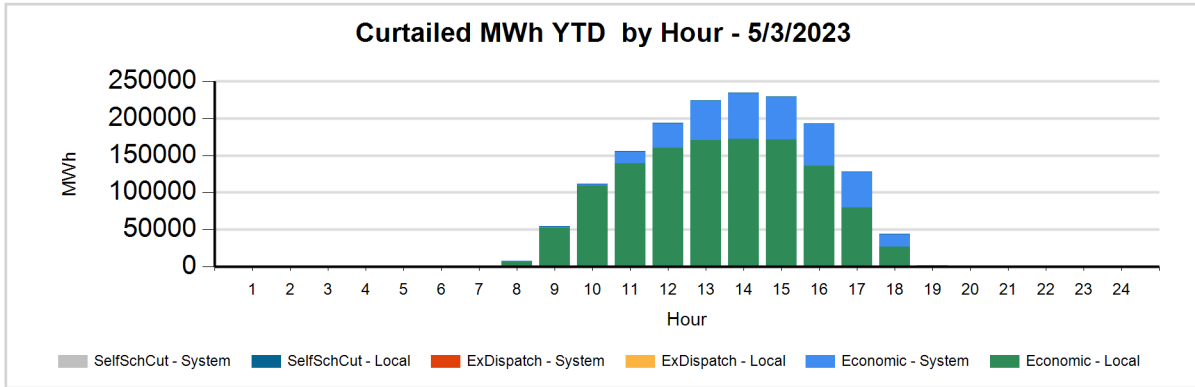
<sup>3</sup>Congestion occurs when available, least-cost energy cannot be delivered to some loads because transmission facilities do not have sufficient capacity to deliver the energy.

<sup>4</sup>For more information on oversupply conditions, please see: [https://www.caiso.com/Documents/FlexibleResourcesHelpRenewables\\_FastFacts.pdf](https://www.caiso.com/Documents/FlexibleResourcesHelpRenewables_FastFacts.pdf)

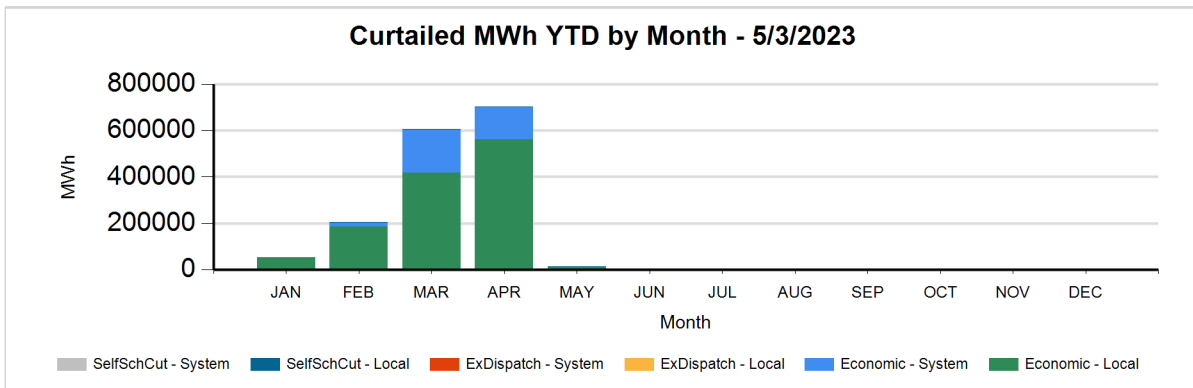
The following charts show the daily and 7-day wind and solar curtailment by category, if any.



The following charts show hourly year to date wind and solar curtailment by category, if any.



The following charts show monthly year to date wind and solar curtailment by category, if any.



TYPE	YTD CURTAILED MWH - 5/3/2023
LocalEconomic	1,224,622
LocalSelfSchCut	386
SystemEconomic	354,541
TOTAL	1,579,548

Data used to produce hourly chart

DATE	HOUR	CURT TYPE	REASON	FUEL TYPE	CURTAILED MWH	CURTAILED MW
05/03	8	Economic	Local	SOLR	25	4
05/03	8	Economic	System	SOLR	10	118
05/03	9	Economic	Local	SOLR	299	849
05/03	9	Economic	Local	WIND	28	80
05/03	9	Economic	System	SOLR	62	91
05/03	9	Economic	System	WIND	1	
05/03	10	Economic	Local	SOLR	771	1258
05/03	10	Economic	Local	WIND	74	87
05/03	10	Economic	System	SOLR	56	22
05/03	11	Economic	Local	SOLR	746	1156
05/03	11	Economic	Local	WIND	80	89
05/03	11	Economic	System	SOLR	23	32
05/03	11	SelfSchCut	Local	SOLR	0	
05/03	12	Economic	Local	SOLR	543	743
05/03	12	Economic	Local	WIND	55	81
05/03	12	Economic	System	SOLR	91	31
05/03	12	Economic	System	WIND	33	
05/03	13	Economic	Local	SOLR	661	794
05/03	13	Economic	Local	WIND	33	99
05/03	13	Economic	System	SOLR	80	10
05/03	13	Economic	System	WIND	35	
05/03	14	Economic	Local	SOLR	485	627
05/03	14	Economic	Local	WIND	13	32
05/03	14	Economic	System	SOLR	78	
05/03	15	Economic	Local	SOLR	66	794
05/03	15	Economic	Local	WIND	2	28
05/03	16	Economic	Local	SOLR	244	329
05/03	16	Economic	System	SOLR	72	229
05/03	16	Economic	System	WIND	3	
05/03	17	Economic	Local	SOLR	190	276
05/03	17	Economic	System	SOLR	3	
05/03	18	Economic	Local	SOLR	28	111
05/03	18	Economic	System	SOLR	3	

The information contained in this report is preliminary and subject to change without notice. No inference, decision or conclusion should be made based on the information in this report or any series of these reports. All values are hourly average unless otherwise stated. Questions about this report should be directed to Short-Term Forecasting at [ShortTermForecasting@caiso.com](mailto:ShortTermForecasting@caiso.com).