

## Wind and Solar Curtailment May 06, 2019

This report is produced daily to provide a detailed accounting of the wind and solar renewable generation that was curtailed and the reasons why<sup>1</sup>. This report should be read in the context of the Renewables Watch report for a more complete understanding of both renewable curtailment and generation<sup>2</sup>.

Wind and solar curtailments are grouped into the following categories:

1. Economic - Local: Market dispatch of generators with economic bids to mitigate local congestion<sup>3</sup>.
2. Economic - System: Market dispatch of generators with economic bids to mitigate system-wide oversupply<sup>4</sup>.
3. SelfSchCut - Local: Market dispatch of self-schedules to mitigate local congestion.
4. SelfSchCut - System: Market dispatch of self-schedules to mitigate system-wide oversupply.
5. ExDispatch - Local: Exceptional dispatch to mitigate local congestion.
6. ExDispatch - System: Exceptional dispatch to mitigate system-wide oversupply.

Note: Amounts smaller than 1 MW are filtered out for simplicity. Such small curtailments are occasionally observed when forecasts are lower than Pmin when market will de-commit the unit and send the 0 MW dispatch.

<sup>1</sup>Only wind and solar resources can be reported in this manner because these resources have a forecast. Curtailment is defined as the difference between actual production and the forecast when actual production is less than the forecast.

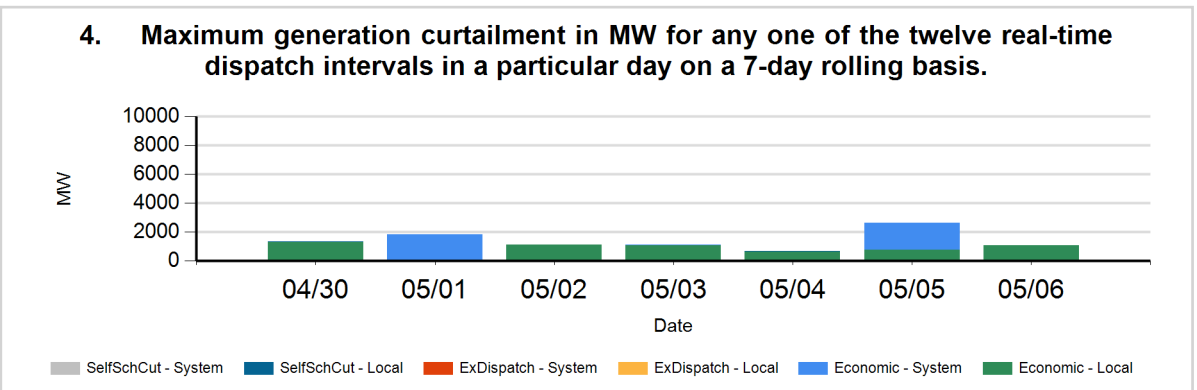
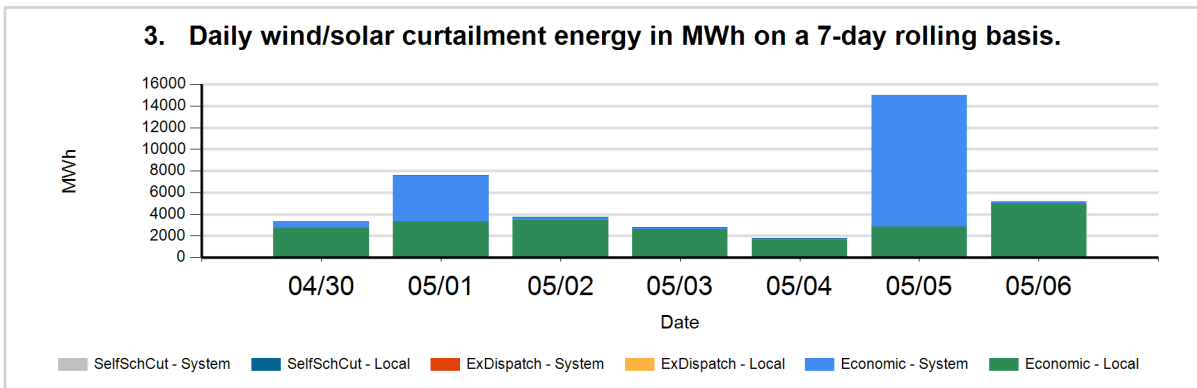
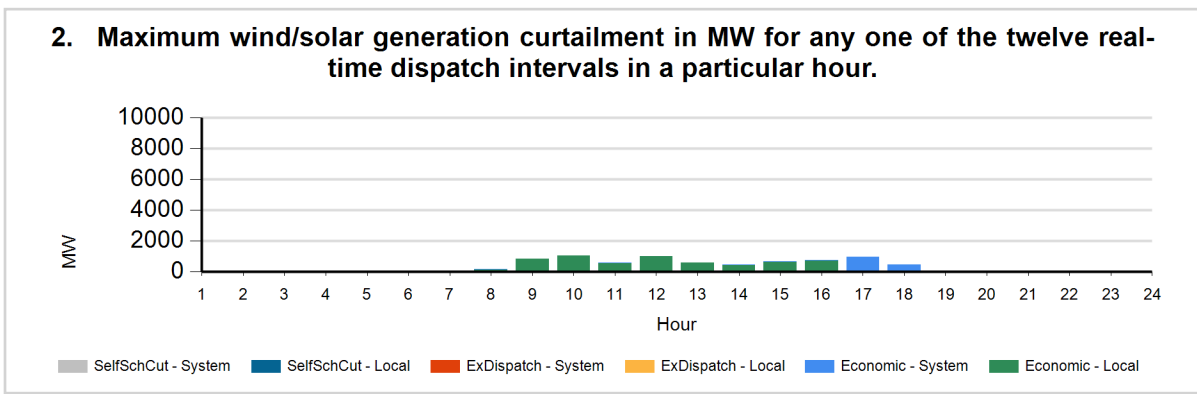
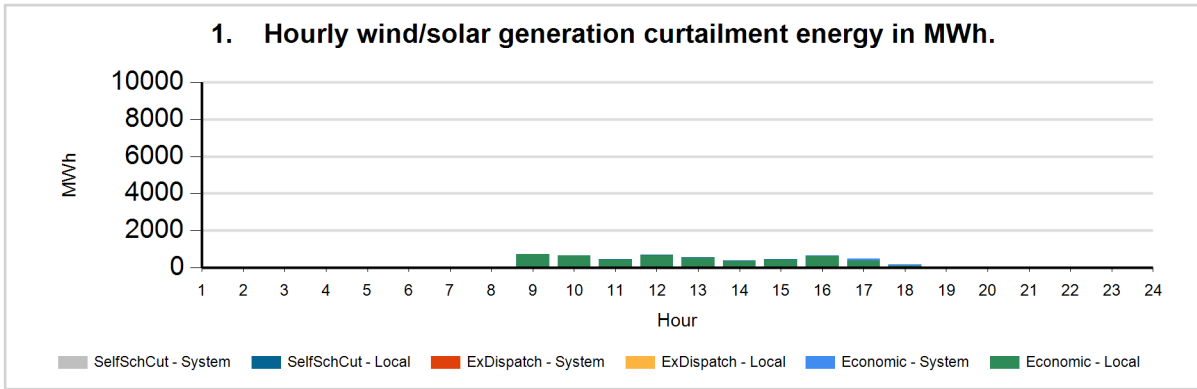
<sup>2</sup>The Renewables Watch report provides daily actual renewable production within the ISO grid. It is available at: <http://www.caiso.com/green/renewableswatch.html>.

<sup>3</sup>Congestion occurs when available, least-cost energy cannot be delivered to some loads because transmission facilities do not have sufficient capacity to deliver the energy.

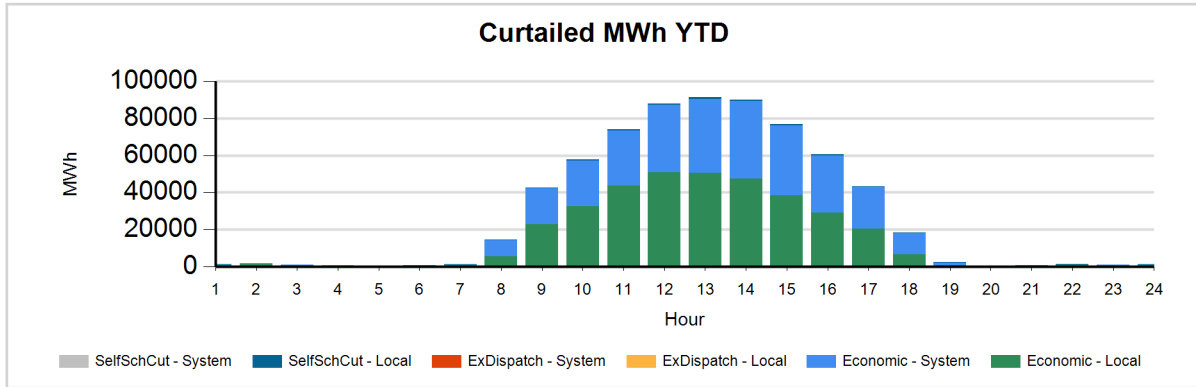
<sup>4</sup>For more information on oversupply conditions, please see:

[https://www.caiso.com/Documents/FlexibleResourcesHelpRenewables\\_FastFacts.pdf](https://www.caiso.com/Documents/FlexibleResourcesHelpRenewables_FastFacts.pdf)

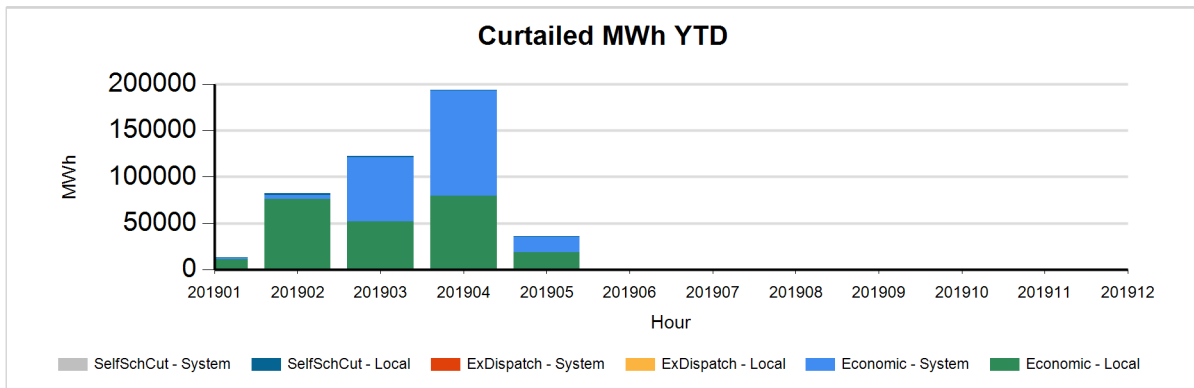
The following charts show the daily and 7-day rolling wind and solar curtailment by category, if any.



The following charts show hourly year to date wind and solar curtailment by category, if any.



The following charts show monthly year to date wind and solar curtailment by category, if any.



TYPE	YTD CURTAILED MWH
LocalEconomic	237,077
LocalSelfSchCut	5,486
SystemEconomic	204,992
TOTAL	447,554

**Data used to produce hourly chart**

DATE	HOUR	CURT TYPE	REASON	FUEL TYPE	CURTAILED MWH	CURTAILED MW
05/06	8	Economic	Local	SOLR	23	163
05/06	8	Economic	System	SOLR	1	2
05/06	9	Economic	Local	SOLR	665	733
05/06	9	Economic	Local	WIND	42	89
05/06	10	Economic	Local	SOLR	625	926
05/06	10	Economic	Local	WIND	21	114
05/06	11	Economic	Local	SOLR	447	586
05/06	11	Economic	Local	WIND	3	9
05/06	11	Economic	System	SOLR	1	2
05/06	12	Economic	Local	SOLR	656	974
05/06	12	Economic	Local	WIND	13	18
05/06	13	Economic	Local	SOLR	536	584
05/06	13	Economic	Local	WIND	4	1
05/06	14	Economic	Local	SOLR	356	445
05/06	14	Economic	Local	WIND	2	2
05/06	14	Economic	System	SOLR	3	3
05/06	15	Economic	Local	SOLR	436	645
05/06	15	Economic	Local	WIND	3	16
05/06	15	Economic	System	SOLR	4	3
05/06	16	Economic	Local	SOLR	631	717
05/06	16	Economic	Local	WIND	5	17
05/06	16	Economic	System	SOLR	2	2
05/06	17	Economic	Local	SOLR	368	7
05/06	17	Economic	System	SOLR	100	901
05/06	17	Economic	System	WIND	13	31
05/06	18	Economic	System	SOLR	41	446
05/06	18	Economic	System	WIND	2	9
05/06	19	Economic	Local	SOLR	2	17
05/06	20	Economic	Local	SOLR	3	7
05/06	21	Economic	System	SOLR	2	18



California ISO

The information contained in this report is preliminary and subject to change without notice. No inference, decision or conclusion should be made based on the information in this report or any series of these reports. All values are hourly average unless otherwise stated. Questions about this report should be directed to Short-Term Forecasting at [ShortTermForecasting@caiso.com](mailto:ShortTermForecasting@caiso.com).